



Brighton

Suburb Report



Your connection to property insights



JellisCraig

BRIGHTON SUBURB REPORT

Median house price¹

Median

\$3.30m

Quarterly price change

0.00% ↓

Median unit price¹

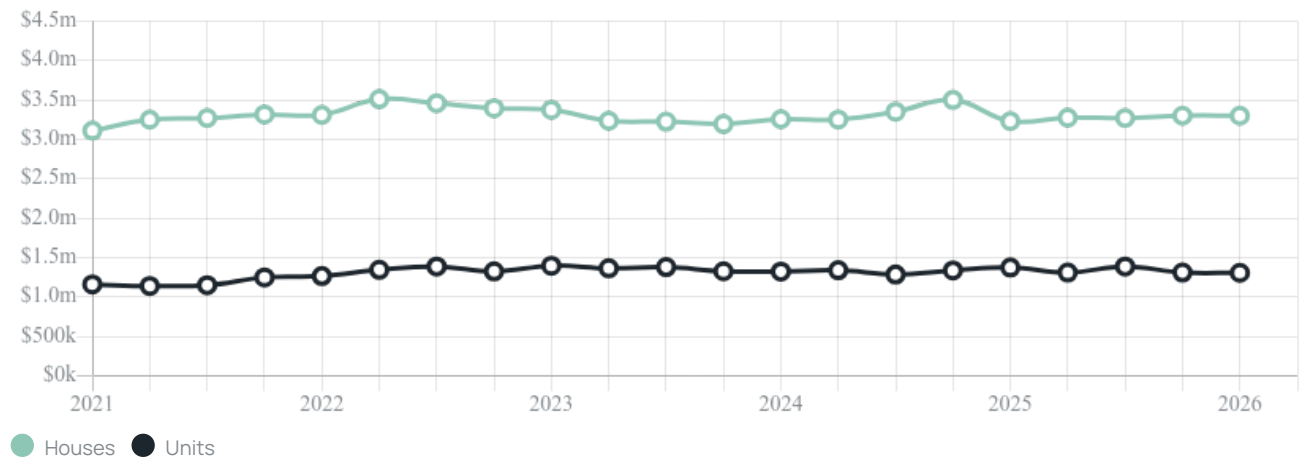
Median

\$1.31m

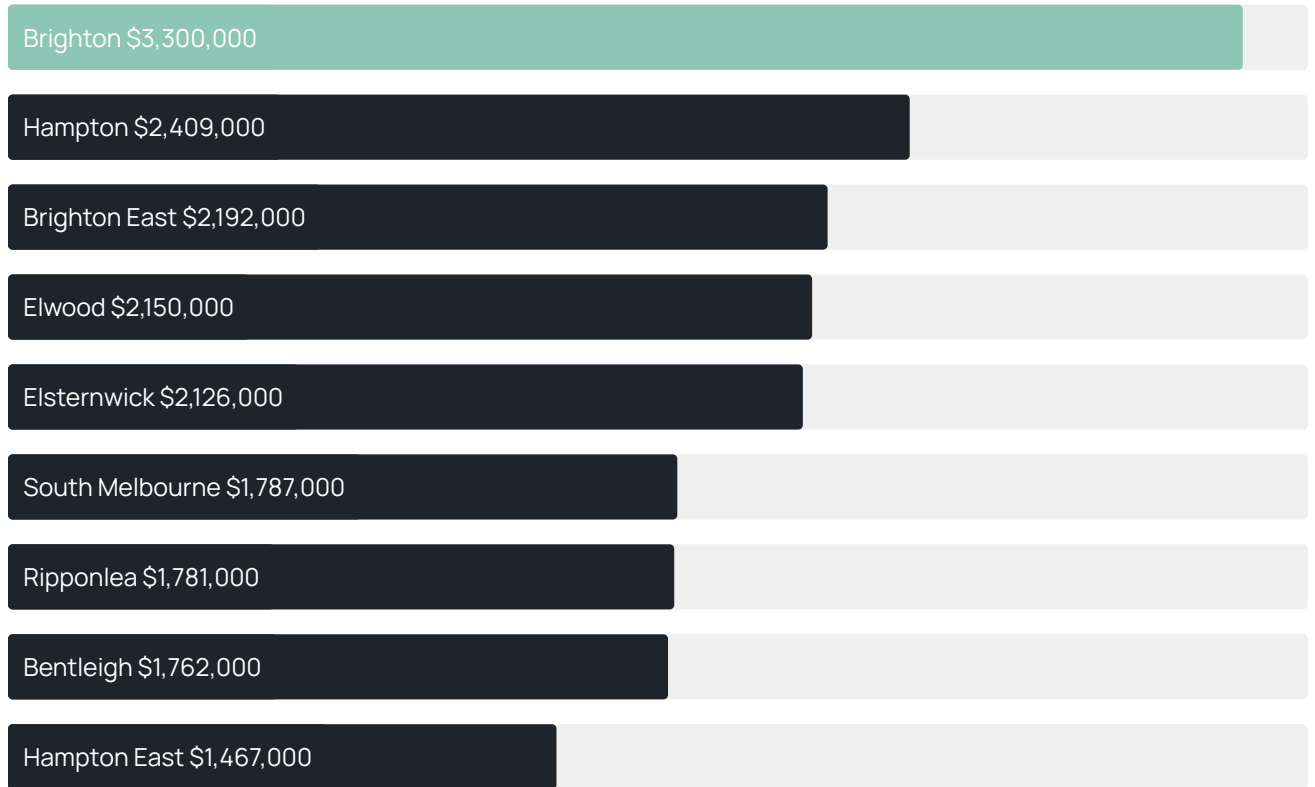
Quarterly price change

-0.22% ↓

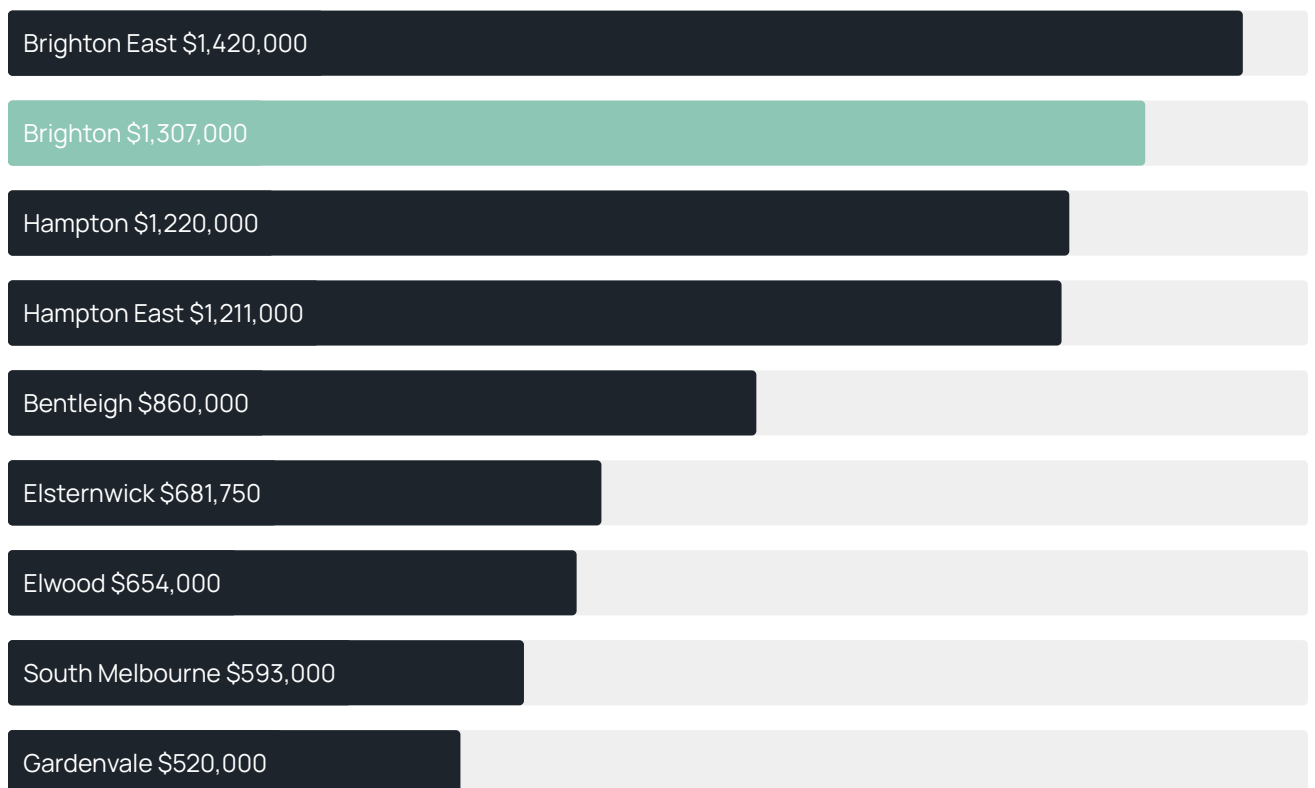
Quarterly price change¹



Median house price¹



Median unit price¹



Sale method²



● Auction 26%
● Private 74%

Auction clearance rate³

65.52%

Median days on market³

32 days

Jellis Craig average inspection attendance per listing⁴

32 groups

Average hold period¹

7.1 years

Dwelling type⁵



● Houses 57% ● Units 43%

Ownership⁵



● Owned outright 49% ● Mortgaged 30% ● Rented 21%

Population⁵

23,252

Median asking rent¹

\$1,450 per week

Population growth⁵

0.00%

Rental yield¹

2.05%

Median age⁵

48 years











Median household size⁵

2.4 people











BRIGHTON SUBURB REPORT

Recent Brighton sales











Discover a snapshot of the most recent results for this suburb, to view the full 12 months of sales history, please go to jellisraig.com.au/suburb-reports

Address	Bedrooms	Type	Price	Sold
 27a Hammond St Brighton	2	Unit	\$1,220,000	23 Jun 2026
 11 Huntingfield Rd Brighton	4	House	\$3,000,000	17 Jun 2026
 1 Were St Brighton	3	House	\$1,850,000	09 Jun 2026
 16 Well St Brighton	3	Flat/Unit/Apartment	\$2,800,000	02 Jun 2026
 55 Bay St Brighton	4	House	\$2,140,000	30 May 2026
 3/22 Willansby Av Brighton	2	Apartment	\$1,385,000	27 May 2026
 103/211 Bay St Brighton	2	Apartment	\$575,000	22 May 2026
 12 Hamilton St Brighton	4	House	\$2,915,000	19 May 2026
 1/18 Pine St Brighton	3	Unit	\$1,581,500	16 May 2026
 2/18 Pine St Brighton	2	Unit	\$1,581,500	16 May 2026

BRIGHTON SUBURB REPORT

Address	Bedrooms	Type	Price	Sold
 103/9 Adamson St Brighton	3	Strata Unit/Flat	\$3,525,000	15 May 2026
 5 Haileybury St Brighton	5	House	\$3,650,000	11 May 2026
 3 St James Mews Brighton	5	House	\$5,150,000	08 May 2026
 7/23 South Rd Brighton	3	Townhouse	\$1,350,000	07 May 2026
 9/83 Asling St Brighton	2	Apartment	\$730,000	04 May 2026
 9/29 Roslyn St Brighton	2	Villa	\$1,011,000	02 May 2026
 1/14 Drake St Brighton	3	Townhouse	\$2,910,000	02 May 2026
 18/17 Cochrane St Brighton	2	Flat/Unit/Apartment	\$685,000	01 May 2026
 20 Cadby St Brighton	4	House	\$4,550,000	30 Apr 2026
 110/26 Warleigh Gr Brighton	2	Apartment	\$707,000	30 Apr 2026

BRIGHTON SUBURB REPORT

Address	Bedrooms	Type	Price	Sold
 106/116 Martin St Brighton	2	Apartment	\$680,000	30 Apr 2026
 16/26 Warleigh Gr Brighton	2	Unit	\$625,000	24 Apr 2026
 1/307 New St Brighton	2	Apartment	\$840,000	23 Apr 2026
 29 Burrows St Brighton	2	Strata Unit/Townhouse	\$1,950,000	22 Apr 2026
 1 View Ct Brighton	4	House	\$2,575,000	21 Apr 2026
 205/317 New St Brighton	1	Apartment	\$440,500	17 Apr 2026
 15/53 New St Brighton	3	Apartment	\$1,750,000	17 Apr 2026
 2/88 Roslyn St Brighton	2	Flat/Unit/Apartment	\$1,005,000	15 Apr 2026
 61 Dendy St BRIGHTON	3	House	\$2,800,000	14 Apr 2026
 20B Roslyn St Brighton	4	House	\$3,690,000	09 Apr 2026



Jellis Craig Brighton
Level 1, 181 Bay Street, Brighton
03 9194 1200

Jellis Craig acknowledges and pays our respects to the Bunurong People, the Wadawurrung People, the Dja Dja Wurrung People and the Wurundjeri People as the Traditional Owners and original custodians of the lands on which Jellis Craig operates.

Data is current as of PDF generation date 01/07/2026

- 1 Property Data Online, updated quarterly for the past 12 months
- 2 Property Data Online, updated daily for the past 12 months
- 3 Property Data Online, updated daily for the past quarter
- 4 Jellis Craig's average inspection attendance per listing (houses) over the last 12 months, updated daily
- 5 2021 Australian Census
- 6 Property Data Online, updated daily

This publication contains data, analytics, statistics and other information supplied by PROPERTYDATAONLINE PTY LTD (PropertyData). The data provided in this publication is of a general nature and should not be construed as specific advice or relied upon in lieu of appropriate professional advice.

PropertyData relies upon data supplied by third parties and while the data is checked and reviewed, PropertyData does not warrant the accuracy or completeness of the information to the full extent permitted by the law and excludes all loss or damage howsoever arising (including through negligence) in connection with the data supplied by PropertyData. The State of Victoria owns the copyright in the Property Sales Data and reproduction of that data in any way without the consent of the State of Victoria will constitute a breach of the Copyright Act 1968 (cth). The State of Victoria does not warrant the accuracy or completeness of the Property Sales Data and any person using or relying upon such information does so on the basis that the State of Victoria accepts no responsibility or liability whatsoever for any errors, faults, defects or omissions in the information supplied.