



Brighton

Suburb Report



Your connection to property insights



JellisCraig

BRIGHTON SUBURB REPORT

Median house price¹

Median

\$3.30m

Quarterly price change

0.00% ↓

Median unit price¹

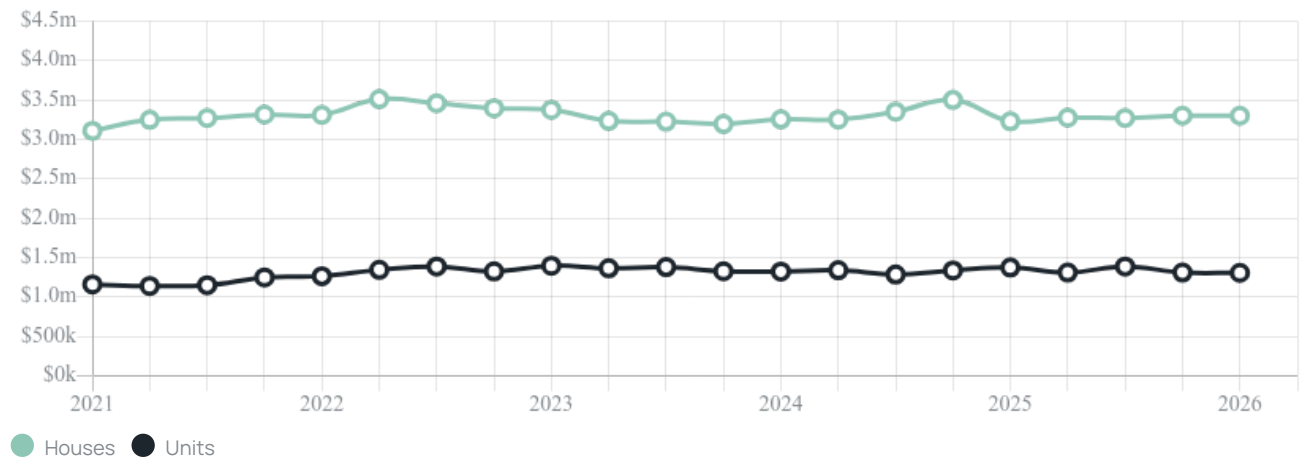
Median

\$1.31m

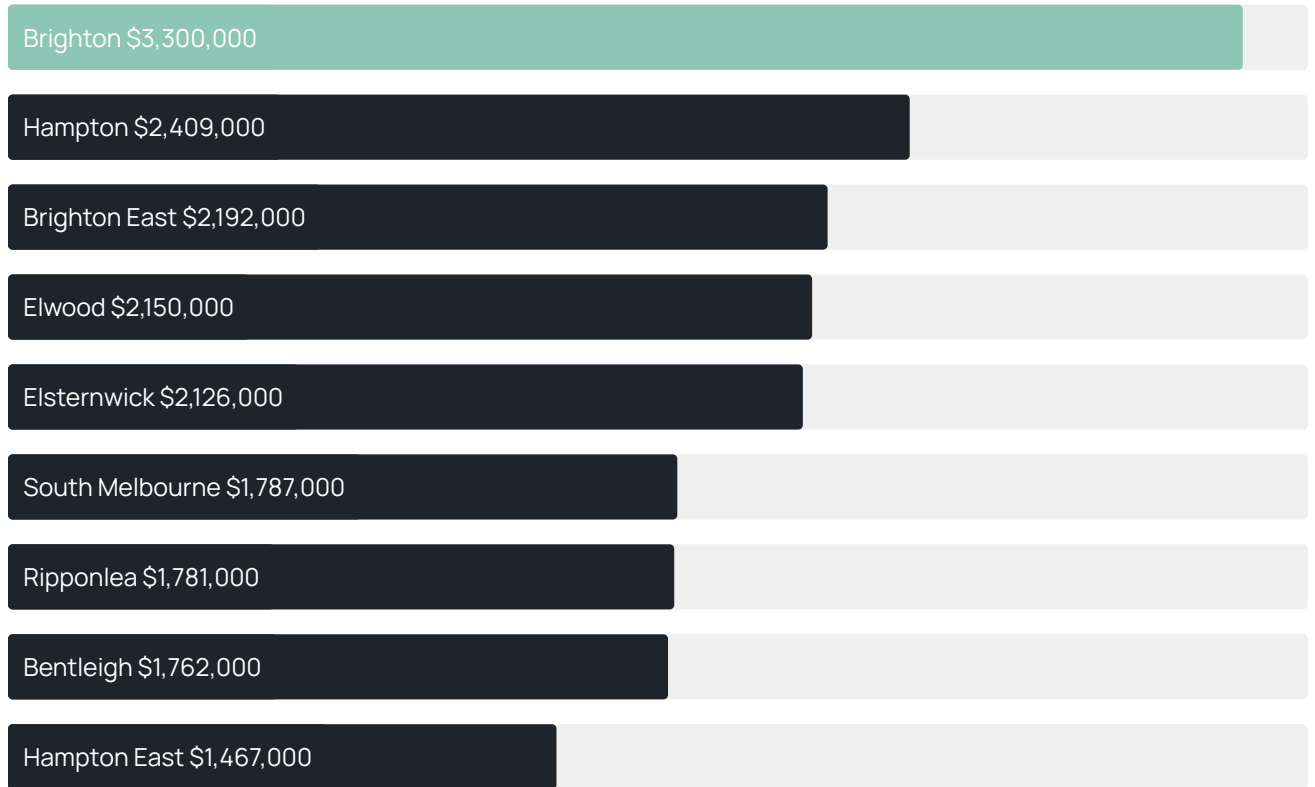
Quarterly price change

-0.22% ↓

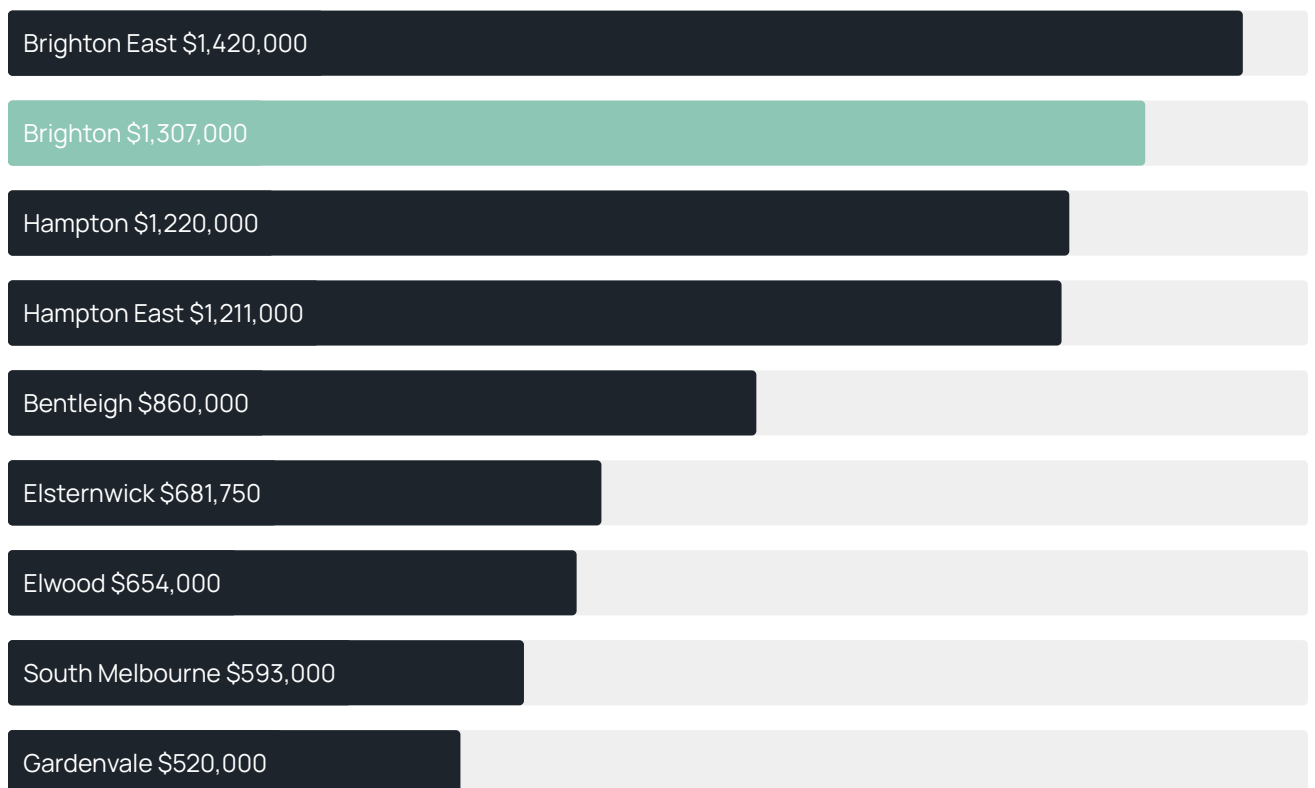
Quarterly price change¹



Median house price¹



Median unit price¹



Sale method²



- Auction 32%
- Private 68%

Auction clearance rate³

76.74%

Median days on market³

30 days

Jellis Craig average inspection attendance per listing⁴

30 groups

Average hold period¹

7.1 years

Dwelling type⁵



- Houses 57%
- Units 43%

Ownership⁵



- Owned outright 49%
- Mortgaged 30%
- Rented 21%

Population⁵

23,252

Median asking rent¹

\$1,450 per week

Population growth⁵

0.00%

Rental yield¹

2.05%

Median age⁵

48 years











Median household size⁵

2.4 people











BRIGHTON SUBURB REPORT

Recent Brighton sales











Discover a snapshot of the most recent results for this suburb, to view the full 12 months of sales history, please go to jellisraig.com.au/suburb-reports

Address	Bedrooms	Type	Price	Sold
 15/53 New St Brighton	3	Apartment	\$1,750,000	17 Apr 2026
 3 Davie La Brighton	3	Townhouse	\$1,500,000	07 Apr 2026
 46 New St Brighton	3	House	\$100,000	28 Mar 2026
 2/149 Carpenter St Brighton	3	Townhouse	\$1,275,000	28 Mar 2026
 2/25 Roslyn St Brighton	3	Townhouse	\$1,991,000	28 Mar 2026
 3 Bagley St Brighton	4	House	\$3,675,000	28 Mar 2026
 1/72 Dendy St Brighton	3	Unit	\$1,400,000	28 Mar 2026
 7 Whyte St Brighton	3	House	\$3,320,000	26 Mar 2026
 3 Barkly St Brighton	3	House	\$2,070,000	24 Mar 2026
 309/211 Bay St Brighton	1	Flat/Unit/Apartment	\$420,000	21 Mar 2026

BRIGHTON SUBURB REPORT

Address	Bedrooms	Type	Price	Sold
 230/211 Bay St Brighton	2	Flat/Unit/Apartment	\$610,000	18 Mar 2026
 3/121 Cochrane St Brighton	2	Flat/Unit/Apartment	\$1,160,000	15 Mar 2026
 372 New St Brighton	5	House	\$4,475,000	14 Mar 2026
 2/2a Wellington St Brighton	2	Unit	\$1,450,000	11 Mar 2026
 237/211 Bay St Brighton	1	Flat/Unit/Apartment	\$500,000	05 Mar 2026
 36/18 Cochrane St Brighton	2	Apartment	\$462,000	05 Mar 2026
 301/209-211 Bay St Brighton	2	Apartment	\$766,000	04 Mar 2026
 10/122 North Rd Brighton	3	House	\$860,000	03 Mar 2026
 109/26 Warleigh Gr Brighton	2	Apartment	\$820,000	02 Mar 2026
 102/211 Bay St Brighton	2	Flat/Unit/Apartment	\$575,000	01 Mar 2026

BRIGHTON SUBURB REPORT

Address	Bedrooms	Type	Price	Sold
 106/5 Adamson St Brighton	2	Strata Unit/Flat	\$2,175,000	28 Feb 2026
 33 Bridge St Brighton	4	House	\$2,010,000	28 Feb 2026
 702 Hampton St Brighton	4	House	\$1,780,000	27 Feb 2026
 8/110 Martin St Brighton	3	Townhouse	\$1,250,000	27 Feb 2026
 157 Were St Brighton	4	House	\$2,288,888	24 Feb 2026
 3/109 Asling St Brighton	2	Townhouse	\$1,025,000	24 Feb 2026
 105 Halifax St Brighton	4	House	\$3,688,888	24 Feb 2026
 6/18 Normanby St Brighton	3	Townhouse	\$1,625,000	21 Feb 2026
 32 Lawrence St Brighton	4	House	\$2,071,000	21 Feb 2026
 2/34 Bridge St Brighton	2	Apartment	\$610,000	18 Feb 2026



Jellis Craig Brighton
Level 1, 181 Bay Street, Brighton
03 9194 1200

Jellis Craig acknowledges and pays our respects to the Bunurong People, the Wadawurrung People, the Dja Dja Wurrung People and the Wurundjeri People as the Traditional Owners and original custodians of the lands on which Jellis Craig operates.

Data is current as of PDF generation date 01/05/2026

- 1 Property Data Online, updated quarterly for the past 12 months
- 2 Property Data Online, updated daily for the past 12 months
- 3 Property Data Online, updated daily for the past quarter
- 4 Jellis Craig's average inspection attendance per listing (houses) over the last 12 months, updated daily
- 5 2021 Australian Census
- 6 Property Data Online, updated daily

This publication contains data, analytics, statistics and other information supplied by PROPERTYDATAONLINE PTY LTD (PropertyData). The data provided in this publication is of a general nature and should not be construed as specific advice or relied upon in lieu of appropriate professional advice.

PropertyData relies upon data supplied by third parties and while the data is checked and reviewed, PropertyData does not warrant the accuracy or completeness of the information to the full extent permitted by the law and excludes all loss or damage howsoever arising (including through negligence) in connection with the data supplied by PropertyData. The State of Victoria owns the copyright in the Property Sales Data and reproduction of that data in any way without the consent of the State of Victoria will constitute a breach of the Copyright Act 1968 (cth). The State of Victoria does not warrant the accuracy or completeness of the Property Sales Data and any person using or relying upon such information does so on the basis that the State of Victoria accepts no responsibility or liability whatsoever for any errors, faults, defects or omissions in the information supplied.