

# JellisCraig

BROOKLYN

# Suburb Report

Know your neighbourhood.



BROOKLYN SUBURB REPORT

Median House Price\*

Median

\$860k

Quarterly Price Change

3.61% ↑

Median Unit Price\*

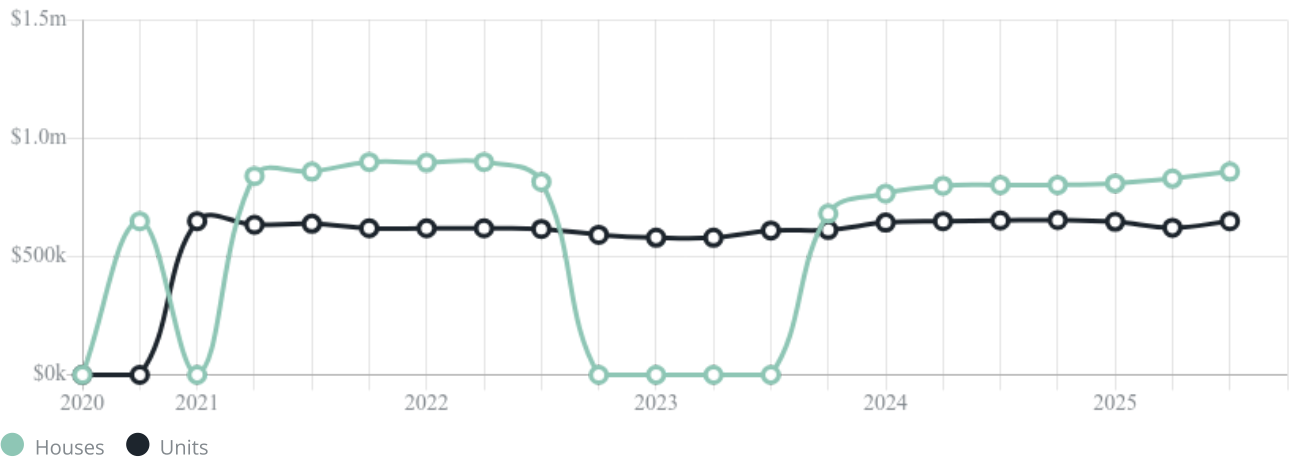
Median

\$650k

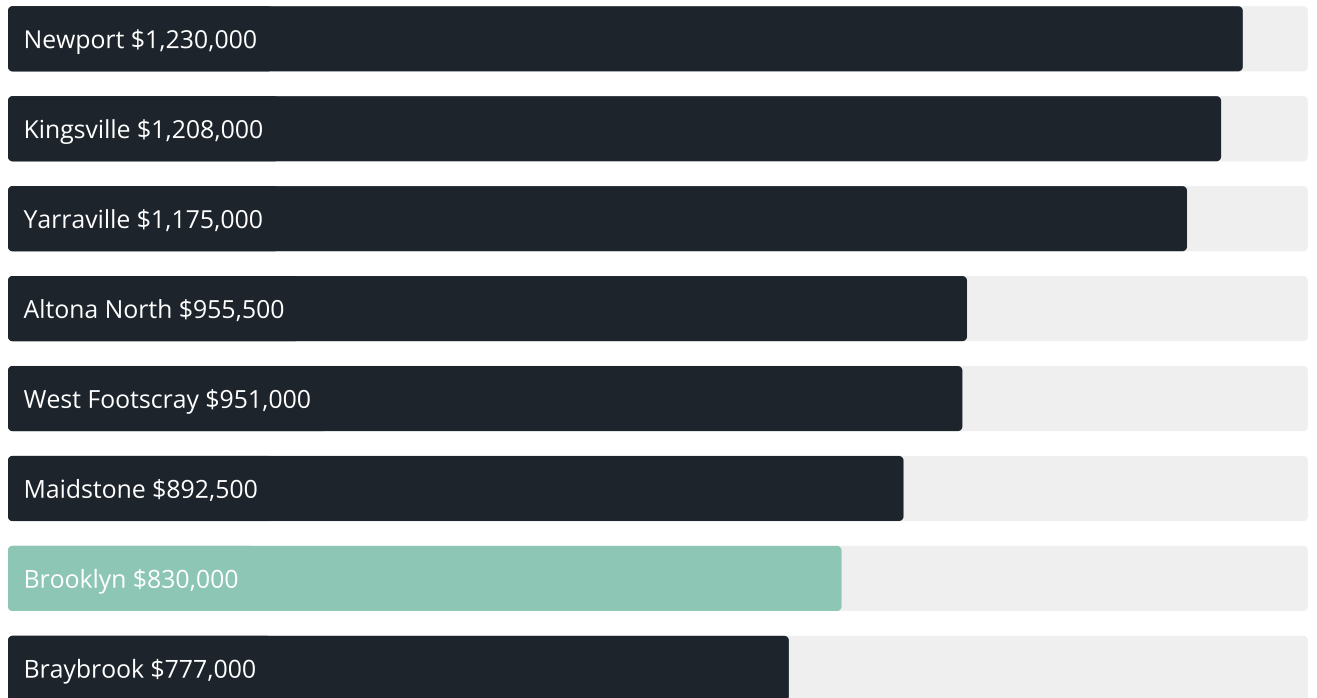
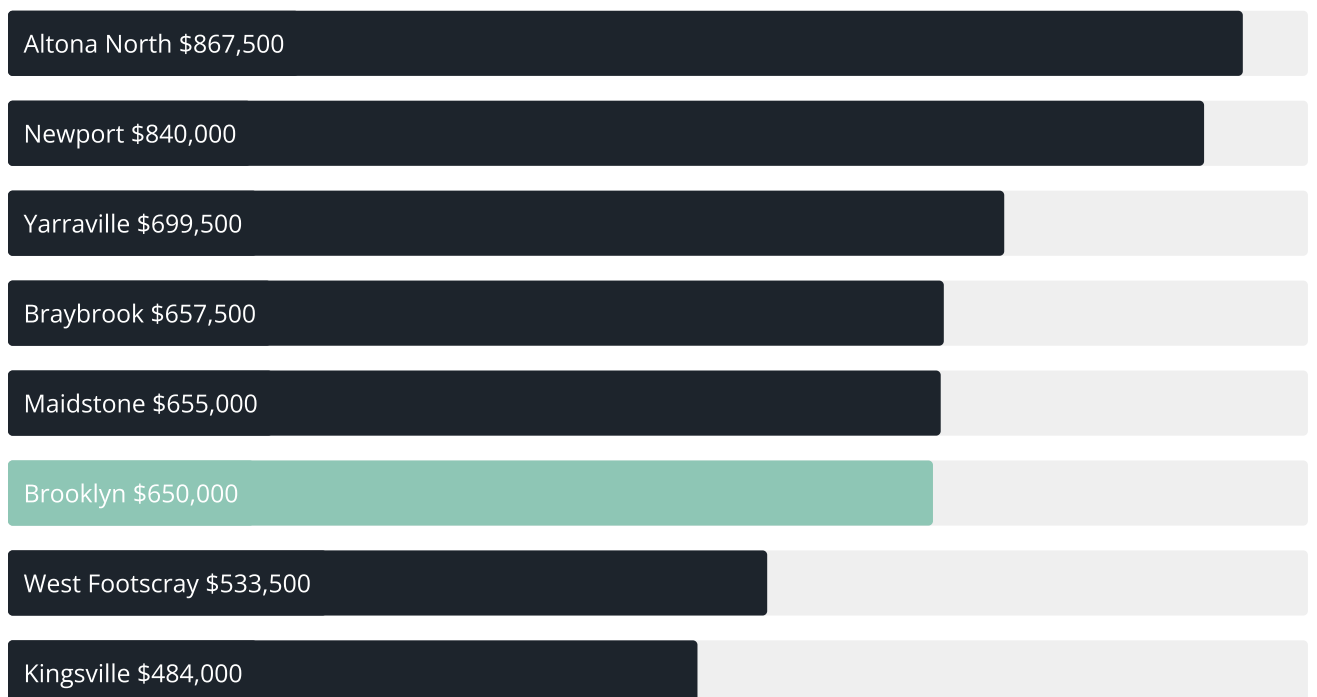
Quarterly Price Change

4.45% ↑

Quarterly Price Change\*



## BROOKLYN SUBURB REPORT

Median House Sale Price<sup>\*</sup>Median Unit Sale Price<sup>\*</sup>

## BROOKLYN SUBURB REPORT

Sale Method<sup>\*</sup>Auction Clearance Rate<sup>\*</sup>

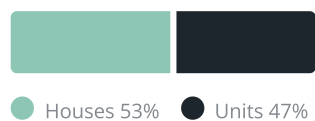
80%

Median Days on Market<sup>^</sup>

31 days

Average Hold Period<sup>\*</sup>

5.3 years

Dwelling Type<sup>^</sup>Ownership<sup>^</sup>Population<sup>^</sup>

1,979

Median Asking Rent per week<sup>\*</sup>

\$555

Median Age<sup>^</sup>

34 years

Rental Yield<sup>\*</sup>



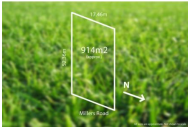







3.77%

Median Household Size<sup>^</sup>











2.2 people

## BROOKLYN SUBURB REPORT











Discover a snapshot of the most recent results for this suburb, to view the full 12 months of sales history, please go to [jellisraig.com.au/suburbinsights](https://jellisraig.com.au/suburbinsights)

Address	Bedrooms	Type	Price	Sold
 2/66 Stenhouse Av Brooklyn	4	Townhouse	\$785,000	27 Nov 2025
 1/10 Viola Av Brooklyn	3	Townhouse	\$896,000	15 Nov 2025
 4 Millers Rd Brooklyn	2	Unit	\$736,000	12 Nov 2025
 77 Cypress Av Brooklyn	3	House	\$900,000	28 Oct 2025
 5a Eames Av Brooklyn	3	House	\$1,015,000	18 Oct 2025
 2 Richards Ct Brooklyn	3	House	\$825,000	16 Oct 2025
 2a Nolan Av Brooklyn	3	Townhouse	\$760,000	13 Oct 2025
 9 Corrigan Av Brooklyn	4	House	\$1,095,000	01 Oct 2025
 2/22 Almond Av Brooklyn	2	Unit	\$645,000	01 Oct 2025
 1/15 Cypress Av Brooklyn	3	Townhouse	\$802,500	30 Sep 2025

## BROOKLYN SUBURB REPORT

Address	Bedrooms	Type	Price	Sold
 2/33 Eames Av Brooklyn	3	Unit	\$630,000	23 Sep 2025
 52 Millers Rd Brooklyn	3	House	\$700,000	18 Sep 2025
 32 Heather Av Brooklyn	2	House	\$622,000	15 Sep 2025
 2 Azalea Av Brooklyn	3	Flat/Unit/Apartment	\$690,000	12 Sep 2025
 3/83 Cypress Av Brooklyn	2	Townhouse	\$600,000	11 Sep 2025
 2/42 Conifer Av Brooklyn	2	Townhouse	\$650,000	06 Sep 2025
 37 Eames Av Brooklyn	2	House	\$860,000	04 Sep 2025
 1/26 Nolan Av Brooklyn	3	Townhouse	\$835,000	30 Aug 2025
 2/11 Almond Av Brooklyn	2	Townhouse	\$667,500	30 Aug 2025
 10/10 Heather Av Brooklyn	2	Strata Unit/Flat	\$331,000	20 Aug 2025

## BROOKLYN SUBURB REPORT

Address	Bedrooms	Type	Price	Sold
 2/673 Geelong Rd BROOKLYN	2	House	\$590,000	20 Aug 2025
 4/22 Primula Av Brooklyn	2	Townhouse	\$635,000	15 Aug 2025
 1/635 Geelong Rd Brooklyn	3	Townhouse	\$800,000	13 Aug 2025
 3/13 Cypress Av Brooklyn	3	Townhouse	\$705,000	08 Aug 2025
 5/15 Conifer Av Brooklyn	3	Townhouse	\$740,000	26 Jul 2025
 1/16 Millers Rd Brooklyn	2	Townhouse	\$630,000	25 Jul 2025
 1c Eames Av Brooklyn	2	Townhouse	\$587,500	26 Jun 2025
 2/56 Eames Av Brooklyn	2	Townhouse	\$560,000	20 Jun 2025
 14/10 Heather Av Brooklyn	2	Strata Unit/Flat	\$310,000	30 May 2025
 3/3 Nolan Av Brooklyn	2	Townhouse	\$670,000	26 May 2025



Williamstown Office  
84 Ferguson Street, Williamstown  
03 8387 0000

[jellisraig.com.au](http://jellisraig.com.au)

Data is current as of PDF generation date 01/12/2025

\* Updated Quarterly for the past 12 months

^ Updated daily for the past quarter

~ Updated daily: 33 recent results.

This publication contains data, analytics, statistics and other information supplied by PROPERTYDATAONLINE PTY LTD (PropertyData). The data provided in this publication is of a general nature and should not be construed as specific advice or relied upon in lieu of appropriate professional advice.

PropertyData relies upon data supplied by third parties and while the data is checked and reviewed, PropertyData does not warrant the accuracy or completeness of the information to the full extent permitted by the law and excludes all loss or damage howsoever arising (including through negligence) in connection with the data supplied by PropertyData. The State of Victoria owns the copyright in the Property Sales Data and reproduction of that data in any way without the consent of the State of Victoria will constitute a breach of the Copyright Act 1968 (cth). The State of Victoria does not warrant the accuracy or completeness of the Property Sales Data and any person using or relying upon such information does so on the basis that the State of Victoria accepts no responsibility or liability whatsoever for any errors, faults, defects or omissions in the information supplied.