



Brunswick

Suburb Report



Your connection to property insights



JellisCraig

BRUNSWICK SUBURB REPORT

Median house price¹

Median

\$1.33m

Quarterly price change

0.00% ↓

Median unit price¹

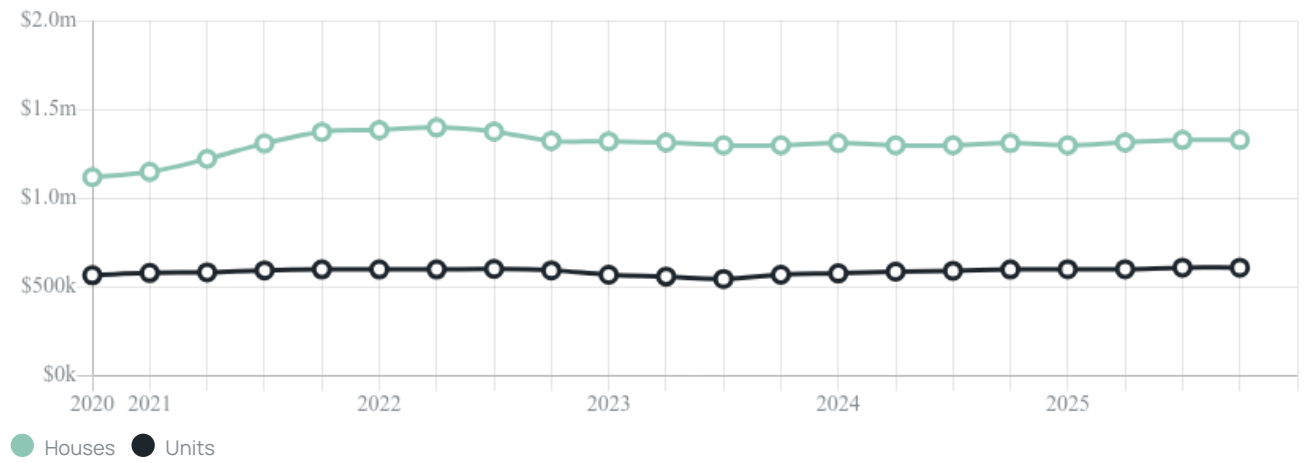
Median

\$610k

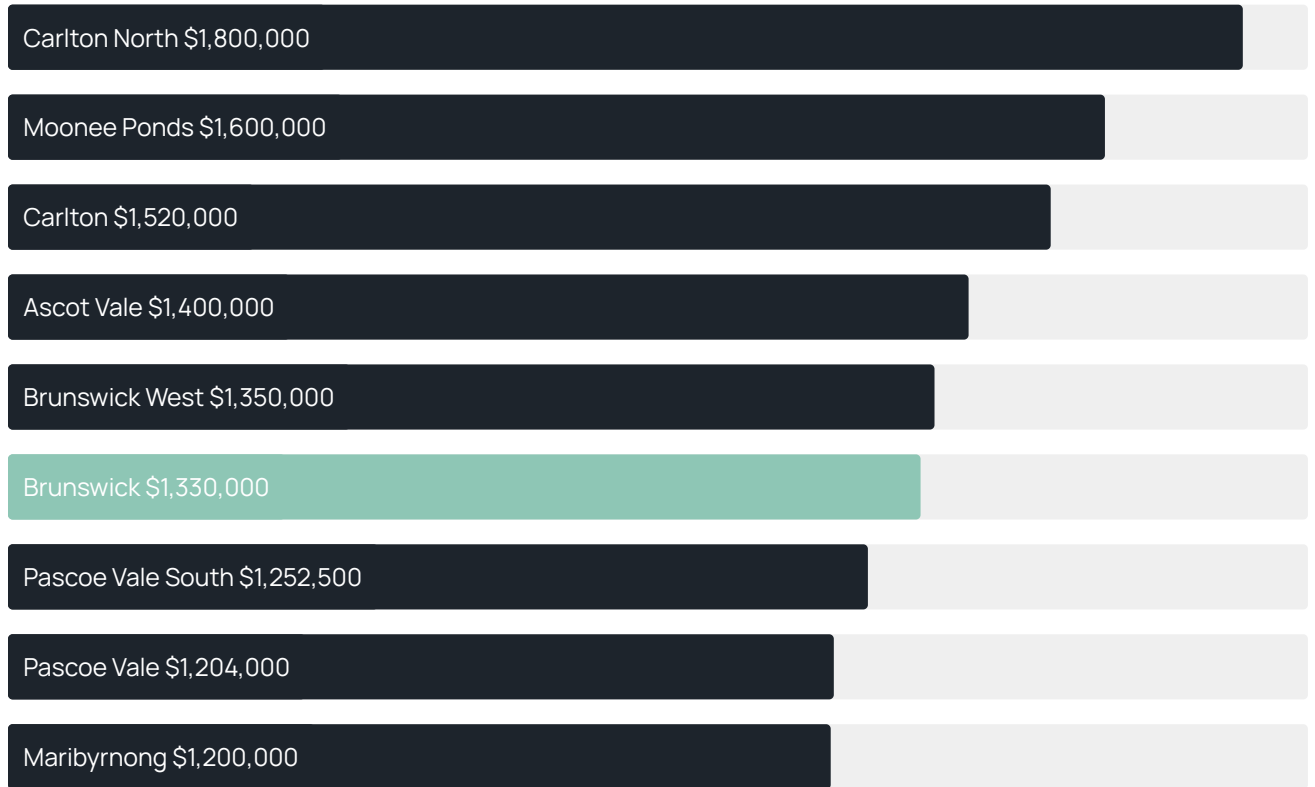
Quarterly price change

0.00% ↓

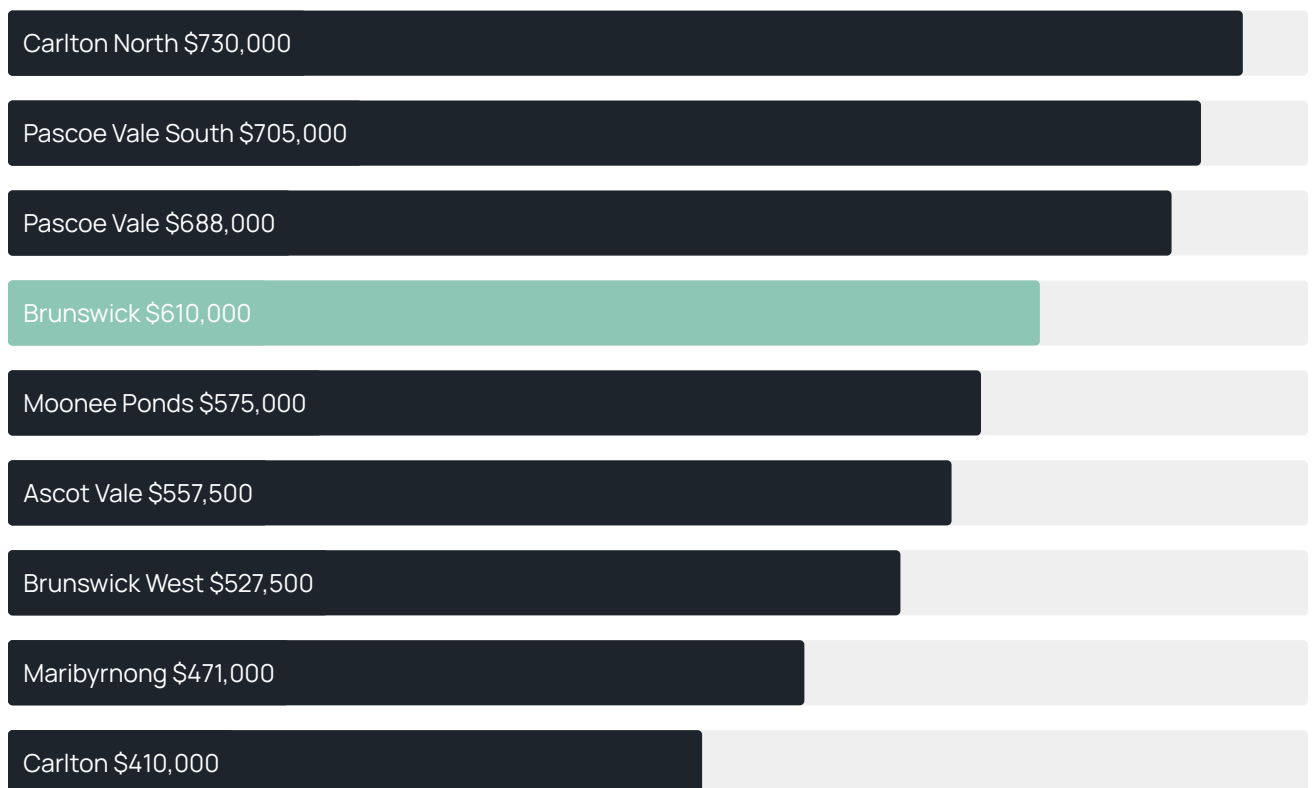
Quarterly price change¹



Median house price¹



Median unit price¹



Sale method²

● Auction 47%
● Private 53%

Auction clearance rate³

80.88%

Median days on market³

24 days

Jellis Craig average inspection attendance per listing⁴

24 groups

Average hold period¹

7.5 years

Dwelling type⁵

● Houses 35% ● Units 65%

Ownership⁵

● Owned outright 26% ● Mortgaged 29% ● Rented 44%

Population⁵

24,896

Median asking rent¹

\$783 per week

Population growth⁵

1.73%

Rental yield¹

2.89%

Median age⁵

34 years











Median household size⁵

2.1 people











BRUNSWICK SUBURB REPORT

Recent Brunswick sales











Discover a snapshot of the most recent results for this suburb, to view the full 12 months of sales history, please go to jellisraig.com.au/suburb-reports

Address	Bedrooms	Type	Price	Sold
 20 Brett St Brunswick	3	House	\$1,002,000	28 Mar 2026
 69 Glenlyon Rd Brunswick	4	House	\$1,540,000	27 Mar 2026
 24/70-74 Brunswick Rd Brunswick	1	Apartment	\$477,500	27 Mar 2026
 410/1 Lygon St Brunswick	1	Apartment	\$350,000	26 Mar 2026
 7a Sutherland St Brunswick	3	Townhouse	\$1,385,000	25 Mar 2026
 604/1c Michael St Brunswick	2	Apartment	\$603,140	25 Mar 2026
 142a Hope St BRUNSWICK	3	House	\$1,300,000	21 Mar 2026
 1/26 Mitchell St Brunswick	2	Unit	\$680,000	21 Mar 2026
 5/844 Sydney Rd Brunswick	2	Townhouse	\$515,000	21 Mar 2026
 302/18 Lobb St Brunswick	2	Apartment	\$774,000	19 Mar 2026

BRUNSWICK SUBURB REPORT

Address	Bedrooms	Type	Price	Sold
 2/11 Pitt St Brunswick	2	Unit	\$871,000	19 Mar 2026
 518/601 Sydney Rd Brunswick	2	Apartment	\$615,000	19 Mar 2026
 80b Glenlyon Rd Brunswick	3	House	\$1,615,000	14 Mar 2026
 202/10 Dods St Brunswick	1	Apartment	\$351,300	14 Mar 2026
 8 Dorothy St Brunswick	2	House	\$910,000	14 Mar 2026
 14 Amelia St Brunswick	3	Townhouse	\$1,050,000	11 Mar 2026
 3/4 Ballarat St Brunswick	1	Flat/Unit/Apartment	\$890,000	11 Mar 2026
 3/271 Albion St Brunswick	2	Unit	\$665,000	10 Mar 2026
 102/1 Duckett St Brunswick	1	Apartment	\$633,800	07 Mar 2026
 4 Mcpherson St Brunswick	3	House	\$1,260,000	07 Mar 2026

BRUNSWICK SUBURB REPORT

Address	Bedrooms	Type	Price	Sold
 1/5 Pottery Ct Brunswick	2	Unit	\$570,000	05 Mar 2026
 29 Crook St Brunswick	4	House	\$1,725,000	05 Mar 2026
 208/1 Wilson Av Brunswick	2	Apartment	\$830,000	05 Mar 2026
 3/71a Holmes St Brunswick	1	Unit	\$332,000	03 Mar 2026
 151 Weston St Brunswick	6	House	\$1,910,000	03 Mar 2026
 1104/288 Albert St Brunswick	2	Apartment	\$589,799	02 Mar 2026
 6 Merri St Brunswick	2	Unit	\$830,000	02 Mar 2026
 519/288 Albert St Brunswick	1	Flat/Unit/Apartment	\$430,000	01 Mar 2026
 1/14 Millward St Brunswick	2	Villa	\$742,000	28 Feb 2026
 2 George St Brunswick	3	House	\$1,590,000	28 Feb 2026



Jellis Craig Brunswick
179 Sydney Rd, Brunswick
03 9387 5888

Jellis Craig acknowledges and pays our respects to the Bunurong People, the Wadawurrung People, the Dja Dja Wurrung People and the Wurundjeri People as the Traditional Owners and original custodians of the lands on which Jellis Craig operates.

Data is current as of PDF generation date 01/04/2026

- 1 Property Data Online, updated quarterly for the past 12 months
- 2 Property Data Online, updated daily for the past 12 months
- 3 Property Data Online, updated daily for the past quarter
- 4 Jellis Craig's average inspection attendance per listing (houses) over the last 12 months, updated daily
- 5 2021 Australian Census
- 6 Property Data Online, updated daily

This publication contains data, analytics, statistics and other information supplied by PROPERTYDATAONLINE PTY LTD (PropertyData). The data provided in this publication is of a general nature and should not be construed as specific advice or relied upon in lieu of appropriate professional advice.

PropertyData relies upon data supplied by third parties and while the data is checked and reviewed, PropertyData does not warrant the accuracy or completeness of the information to the full extent permitted by the law and excludes all loss or damage howsoever arising (including through negligence) in connection with the data supplied by PropertyData. The State of Victoria owns the copyright in the Property Sales Data and reproduction of that data in any way without the consent of the State of Victoria will constitute a breach of the Copyright Act 1968 (cth). The State of Victoria does not warrant the accuracy or completeness of the Property Sales Data and any person using or relying upon such information does so on the basis that the State of Victoria accepts no responsibility or liability whatsoever for any errors, faults, defects or omissions in the information supplied.