



Brunswick

Suburb Report



Your connection to property insights



JellisCraig

BRUNSWICK SUBURB REPORT

Median house price¹

Median

\$1.33m

Quarterly price change

0.15% ↑

Median unit price¹

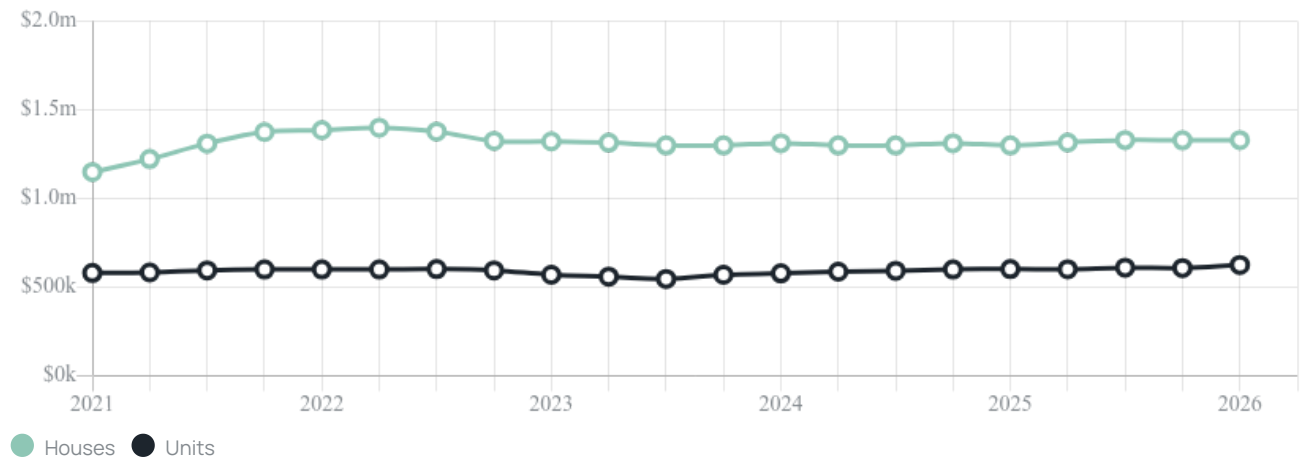
Median

\$625k

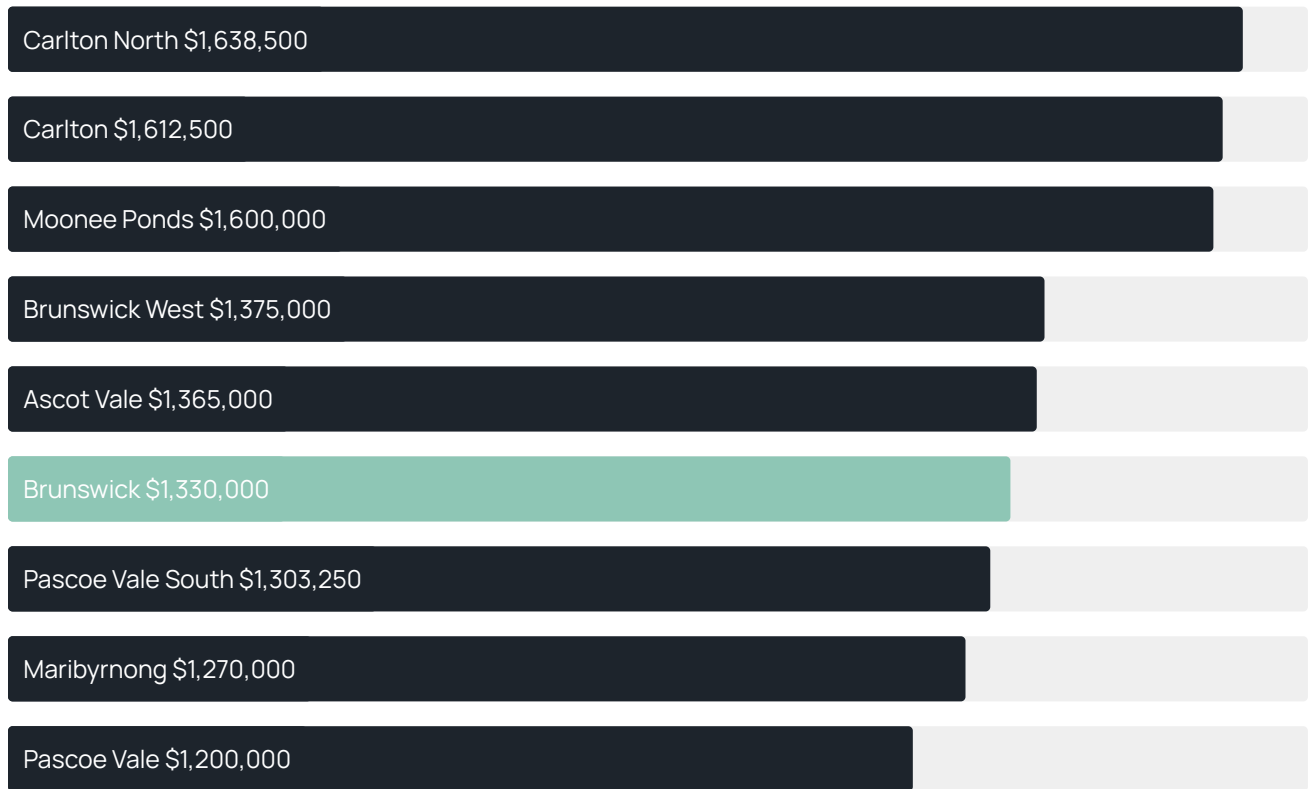
Quarterly price change

2.83% ↑

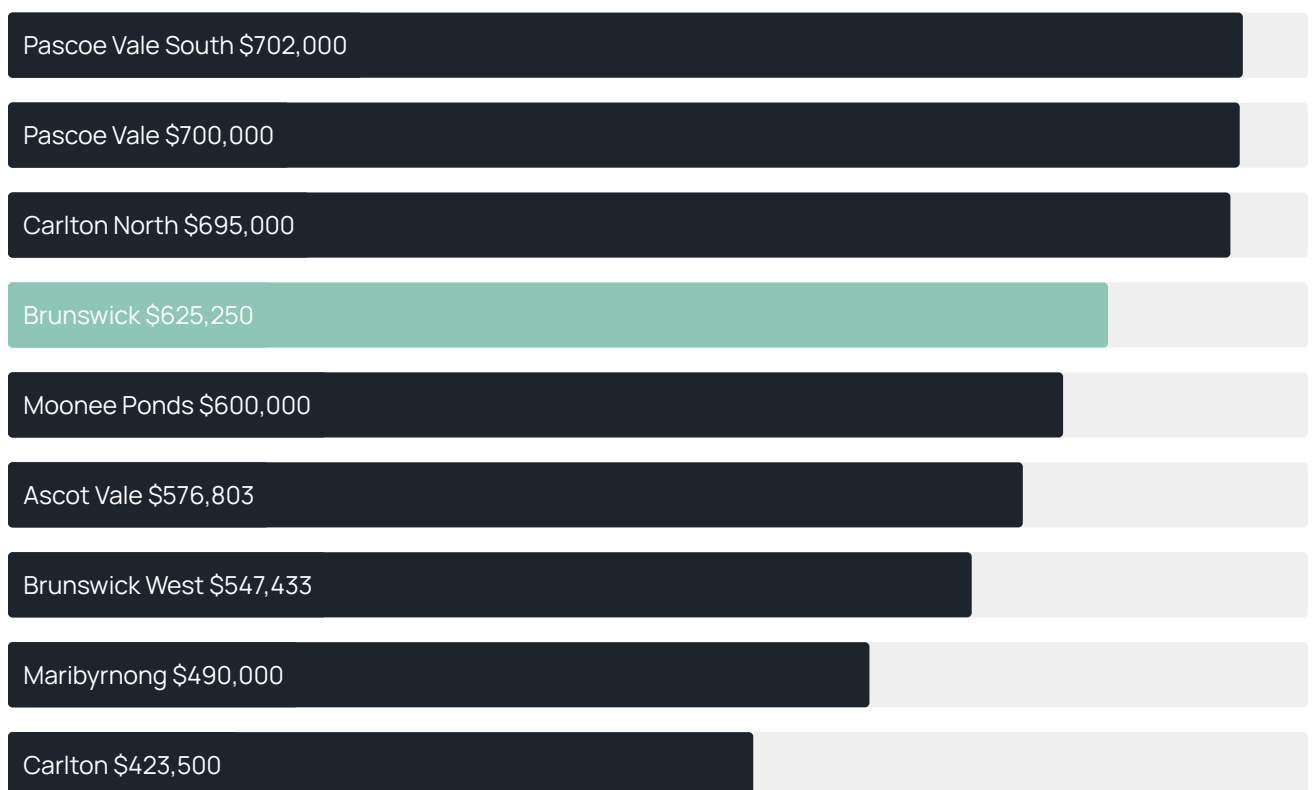
Quarterly price change¹



Median house price¹



Median unit price¹



Sale method²



Auction clearance rate³

76.39%

Median days on market³

25 days

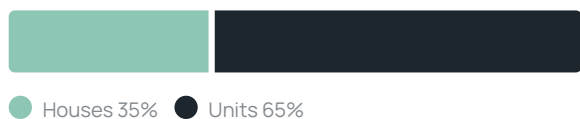
Jellis Craig average inspection attendance per listing⁴

25 groups

Average hold period¹

7.5 years

Dwelling type⁵



Ownership⁵



Population⁵

24,896

Median asking rent¹

\$800 per week

Population growth⁵

1.73%

Rental yield¹

2.89%

Median age⁵

34 years











Median household size⁵

2.1 people











BRUNSWICK SUBURB REPORT

Recent Brunswick sales











Discover a snapshot of the most recent results for this suburb, to view the full 12 months of sales history, please go to jellisCraig.com.au/suburb-reports

Address	Bedrooms	Type	Price	Sold
 4/201 Barkly St Brunswick	3	Townhouse	\$1,157,500	30 May 2026
 104 Albion St Brunswick	4	House	\$1,490,000	30 May 2026
 408/812 Sydney Rd Brunswick	2	Apartment	\$507,000	29 May 2026
 401/288 Albert St Brunswick	1	Apartment	\$388,000	25 May 2026
 83 Brickworks Dr Brunswick	3	House	\$1,050,000	23 May 2026
 3/35-37 Eveline St Brunswick	2	Apartment	\$710,500	22 May 2026
 32 Minnie St BRUNSWICK	2	House	\$1,110,000	16 May 2026
 25/10 Davies St Brunswick	2	Townhouse	\$905,000	16 May 2026
 6/261 Albion St Brunswick	1	Unit	\$417,500	14 May 2026
 145a Albion St BRUNSWICK	2	House	\$1,010,000	13 May 2026

BRUNSWICK SUBURB REPORT

Address	Bedrooms	Type	Price	Sold
 510/4 Breese St Brunswick	2	Apartment	\$585,000	12 May 2026
 34 Jones St Brunswick	2	House	\$1,080,000	12 May 2026
 201/8 Hope St Brunswick	2	Apartment	\$669,000	12 May 2026
 316 Albion St Brunswick	3	House	\$1,395,000	11 May 2026
 103/213-219 Brunswick Rd Brunswick	1	Apartment	\$425,000	09 May 2026
 30 Mackenzie St Brunswick	2	House	\$1,365,000	09 May 2026
 141 Edward St Brunswick	3	House	\$2,000,000	09 May 2026
 303/33-35 Breese St Brunswick	2	Apartment	\$465,000	08 May 2026
 1/10 Collace St Brunswick	3	Townhouse	\$1,030,000	07 May 2026
 14/10 Breese St Brunswick	2	Apartment	\$600,000	06 May 2026

BRUNSWICK SUBURB REPORT

Address	Bedrooms	Type	Price	Sold
 1/378 Albert St Brunswick	1	Apartment	\$367,000	04 May 2026
 6/757 Park St BRUNSWICK	2	Subdivided Unit/Villa/Townhouse	\$630,000	03 May 2026
 304/20 Breese St Brunswick	2	Apartment	\$575,000	02 May 2026
 6/125 Edward St Brunswick	3	Townhouse	\$925,000	30 Apr 2026
 102/213-219 Brunswick Rd Brunswick	1	Apartment	\$435,000	30 Apr 2026
 6/705 Park St Brunswick	1	Apartment	\$450,000	29 Apr 2026
 705/272 Barkly St Brunswick	1	Flat/Unit/Apartment	\$565,000	28 Apr 2026
 23d Cassels Rd Brunswick	2	Townhouse	\$856,888	26 Apr 2026
 212/10-14 Hope St Brunswick	1	Apartment	\$360,000	23 Apr 2026
 106/611 Sydney Rd Brunswick	1	Apartment	\$355,000	23 Apr 2026



Jellis Craig Brunswick
179 Sydney Rd, Brunswick
03 9387 5888

Jellis Craig acknowledges and pays our respects to the Bunurong People, the Wadawurrung People, the Dja Dja Wurrung People and the Wurundjeri People as the Traditional Owners and original custodians of the lands on which Jellis Craig operates.

Data is current as of PDF generation date 01/06/2026

- 1 Property Data Online, updated quarterly for the past 12 months
- 2 Property Data Online, updated daily for the past 12 months
- 3 Property Data Online, updated daily for the past quarter
- 4 Jellis Craig's average inspection attendance per listing (houses) over the last 12 months, updated daily
- 5 2021 Australian Census
- 6 Property Data Online, updated daily

This publication contains data, analytics, statistics and other information supplied by PROPERTYDATAONLINE PTY LTD (PropertyData). The data provided in this publication is of a general nature and should not be construed as specific advice or relied upon in lieu of appropriate professional advice.

PropertyData relies upon data supplied by third parties and while the data is checked and reviewed, PropertyData does not warrant the accuracy or completeness of the information to the full extent permitted by the law and excludes all loss or damage howsoever arising (including through negligence) in connection with the data supplied by PropertyData. The State of Victoria owns the copyright in the Property Sales Data and reproduction of that data in any way without the consent of the State of Victoria will constitute a breach of the Copyright Act 1968 (cth). The State of Victoria does not warrant the accuracy or completeness of the Property Sales Data and any person using or relying upon such information does so on the basis that the State of Victoria accepts no responsibility or liability whatsoever for any errors, faults, defects or omissions in the information supplied.