



Bulleen

Suburb Report



Your connection to property insights



JellisCraig

BULLEEN SUBURB REPORT

Median house price¹

Median

\$1.38m

Quarterly price change

2.60% ↑

Median unit price¹

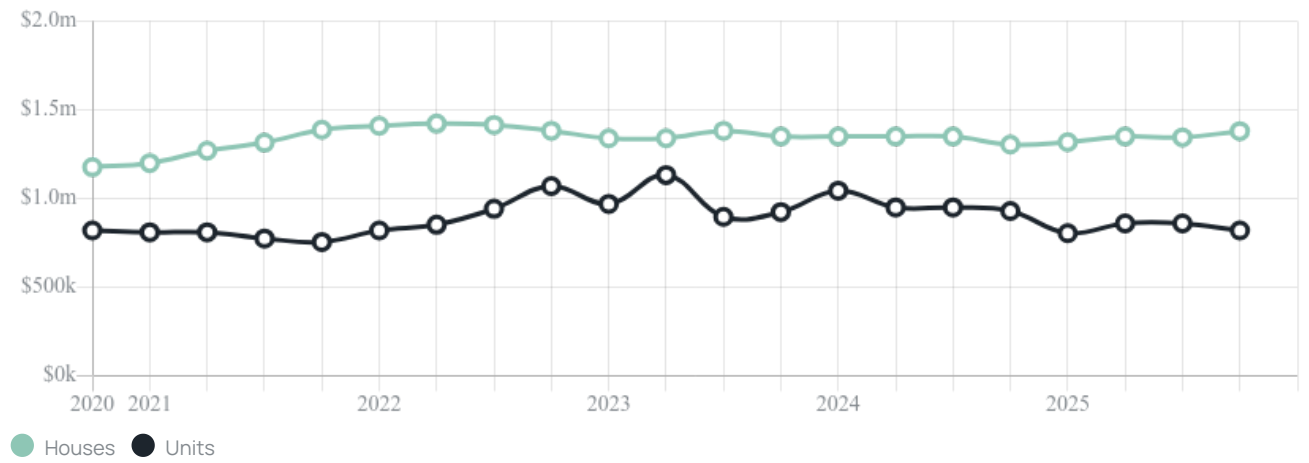
Median

\$820k

Quarterly price change

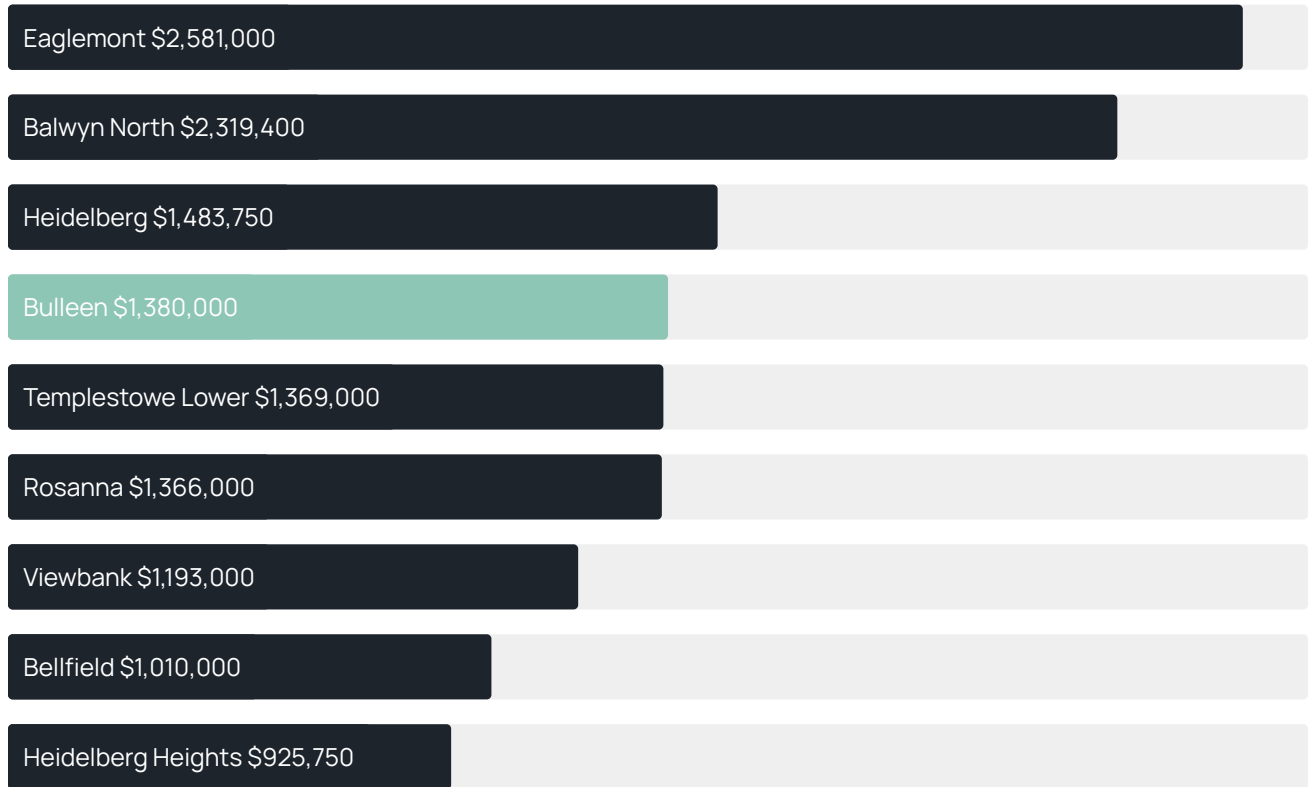
-4.59% ↓

Quarterly price change¹

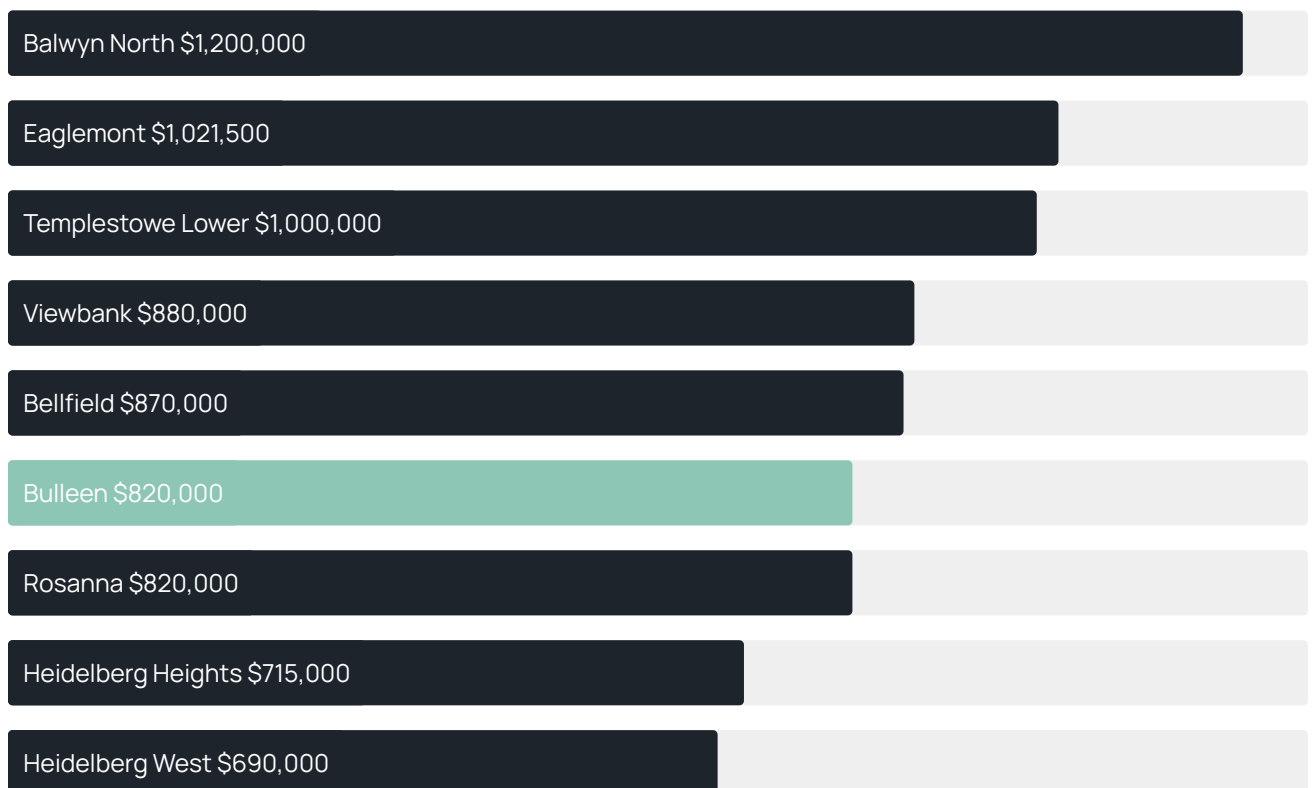


BULLEEN SUBURB REPORT

Median house price¹



Median unit price¹



Sale method²



Auction clearance rate³

76.74%

Median days on market³

32 days

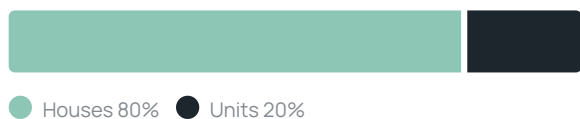
Jellis Craig average inspection attendance per listing⁴

32 groups

Average hold period¹

7.5 years

Dwelling type⁵



Ownership⁵



Population⁵

11,219

Median asking rent¹

\$750 per week

Population growth⁵

3.18%

Rental yield¹

2.51%

Median age⁵

45 years











Median household size⁵

2.6 people











BULLEEN SUBURB REPORT

Recent Bulleen sales











Discover a snapshot of the most recent results for this suburb, to view the full 12 months of sales history, please go to jellisraig.com.au/suburb-reports

Address	Bedrooms	Type	Price	Sold
 59 Furneaux Gr Bulleen	3	House	\$1,311,000	28 Mar 2026
 2 Prospect Rd BULLEEN	3	House	\$885,000	28 Mar 2026
 90 Thompsons Rd Bulleen	3	House	\$855,000	28 Mar 2026
 35 Cuthbert St Bulleen	4	House	\$1,782,000	28 Mar 2026
 13 Walter St Bulleen	3	House	\$1,265,000	28 Mar 2026
 14 Prospect Rd Bulleen	3	House	\$1,005,000	24 Mar 2026
 9 Rose Av Bulleen	2	House	\$1,300,000	21 Mar 2026
 206B/170 Manningham Rd Bulleen	2	Apartment	\$470,000	17 Mar 2026
 40 Apex Cr Bulleen	3	House	\$1,190,000	16 Mar 2026
 25 Flinders St BULLEEN	5	House	\$2,252,000	14 Mar 2026

BULLEEN SUBURB REPORT

Address	Bedrooms	Type	Price	Sold
 16 Sandra St Bulleen	4	House	\$1,466,000	14 Mar 2026
 13 Cone St Bulleen	3	Townhouse	\$1,045,000	14 Mar 2026
 7 Fir St Bulleen	4	House	\$2,060,000	14 Mar 2026
 5 Helene St Bulleen	4	House	\$1,300,000	14 Mar 2026
 16 Nirvana Cr Bulleen	3	House	\$1,192,000	14 Mar 2026
 5 Kenneth St Bulleen	4	House	\$1,119,000	14 Mar 2026
 218 Bulleen Rd Bulleen	2	House	\$1,020,000	12 Mar 2026
 15 Chateau Rise Bulleen	4	House	\$1,475,000	12 Mar 2026
 36 The Crest Bulleen	3	House	\$1,250,000	10 Mar 2026
 25 Victoria St Bulleen	4	House	\$1,305,000	07 Mar 2026

BULLEEN SUBURB REPORT

Address	Bedrooms	Type	Price	Sold
 34 Collins St Bulleen	4	House	\$1,380,000	28 Feb 2026
 207/170 Manningham Rd Bulleen	2	Apartment	\$490,000	27 Feb 2026
 27 Marjorie Cl Bulleen	4	Townhouse	\$1,267,500	24 Feb 2026
 2/10 Ronald Av Bulleen	2	Flat/Unit/Apartment	\$900,000	21 Feb 2026
 46 Furneaux Gr Bulleen	4	House	\$1,250,000	20 Feb 2026
 2/26 Calderwood St Bulleen	4	Townhouse	\$1,160,000	18 Feb 2026
 1/57 Manningham Rd Bulleen	2	Townhouse	\$725,000	17 Feb 2026
 2a Gilbert St Bulleen	3	Townhouse	\$1,400,000	14 Feb 2026
 1/29 Warringal St Bulleen	4	Townhouse	\$1,375,000	14 Feb 2026
 25 Carrathool St Bulleen	3	House	\$1,300,000	14 Feb 2026



Jellis Craig Doncaster
Level 1/1006 Doncaster Road, Doncaster
03 8841 4888

Jellis Craig acknowledges and pays our respects to the Bunurong People, the Wadawurrung People, the Dja Dja Wurrung People and the Wurundjeri People as the Traditional Owners and original custodians of the lands on which Jellis Craig operates.

Data is current as of PDF generation date 01/04/2026

- 1 Property Data Online, updated quarterly for the past 12 months
- 2 Property Data Online, updated daily for the past 12 months
- 3 Property Data Online, updated daily for the past quarter
- 4 Jellis Craig's average inspection attendance per listing (houses) over the last 12 months, updated daily
- 5 2021 Australian Census
- 6 Property Data Online, updated daily

This publication contains data, analytics, statistics and other information supplied by PROPERTYDATAONLINE PTY LTD (PropertyData). The data provided in this publication is of a general nature and should not be construed as specific advice or relied upon in lieu of appropriate professional advice.

PropertyData relies upon data supplied by third parties and while the data is checked and reviewed, PropertyData does not warrant the accuracy or completeness of the information to the full extent permitted by the law and excludes all loss or damage howsoever arising (including through negligence) in connection with the data supplied by PropertyData. The State of Victoria owns the copyright in the Property Sales Data and reproduction of that data in any way without the consent of the State of Victoria will constitute a breach of the Copyright Act 1968 (cth). The State of Victoria does not warrant the accuracy or completeness of the Property Sales Data and any person using or relying upon such information does so on the basis that the State of Victoria accepts no responsibility or liability whatsoever for any errors, faults, defects or omissions in the information supplied.