



Bulleen

# Suburb Report



Your connection to property insights



JellisCraig

BULLEEN SUBURB REPORT

Median house price<sup>1</sup>

Median

\$1.38m

Quarterly price change

2.60% ↑

Median unit price<sup>1</sup>

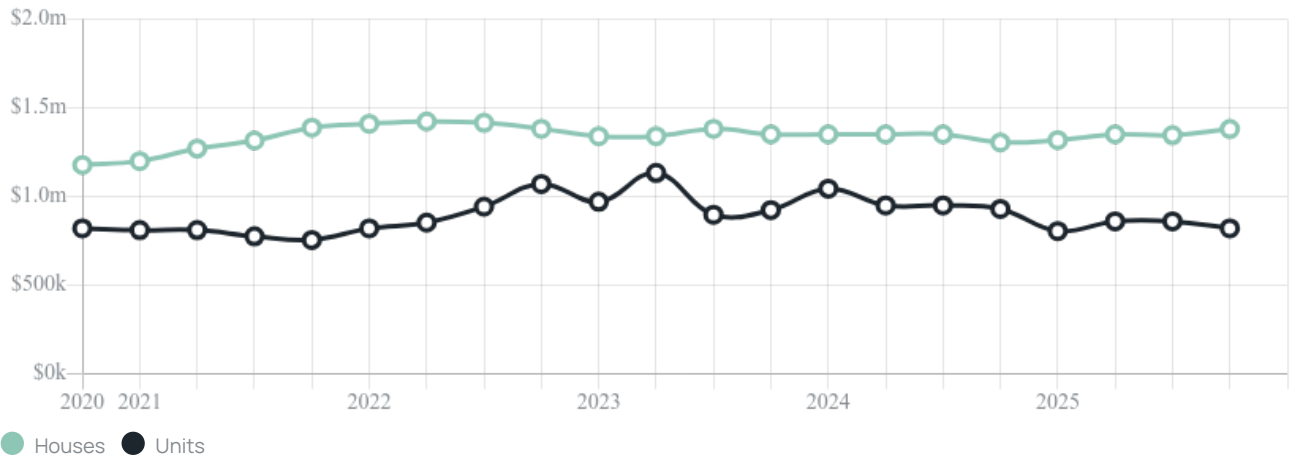
Median

\$820k

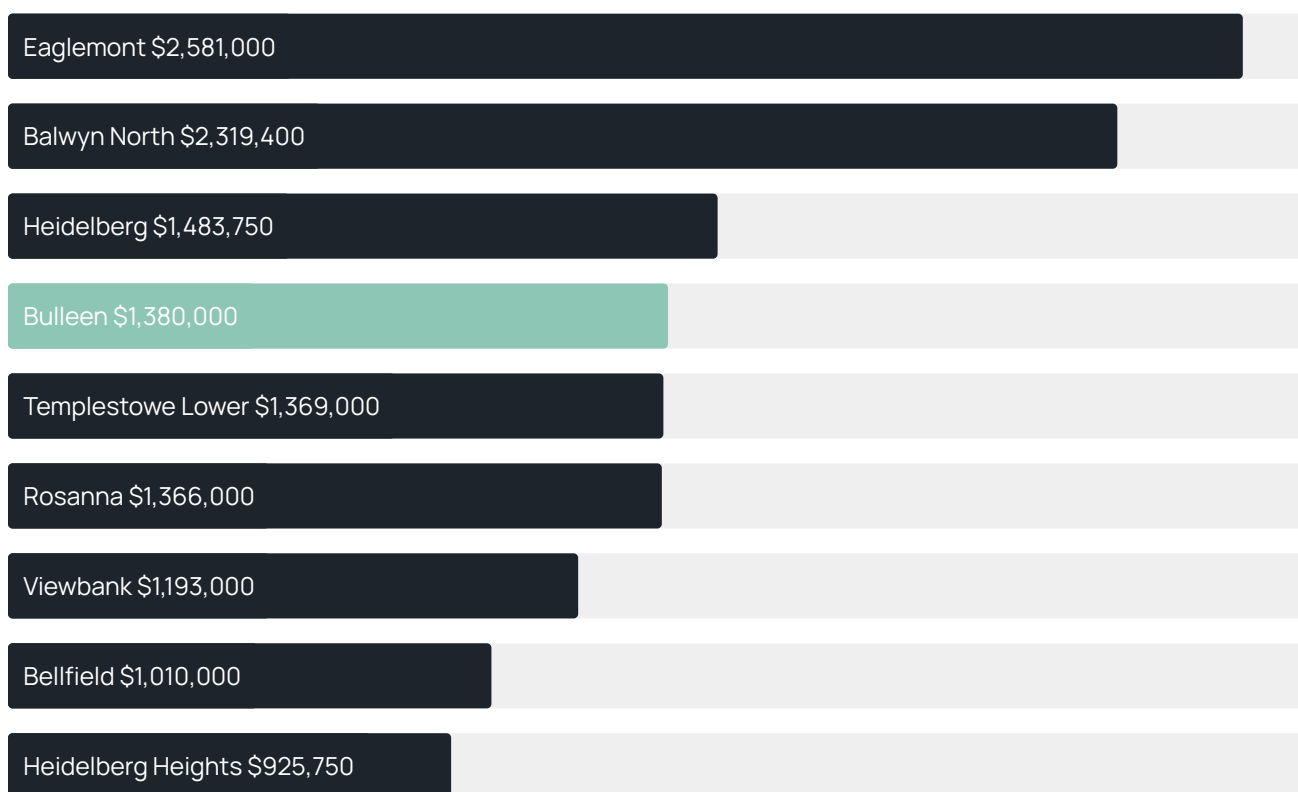
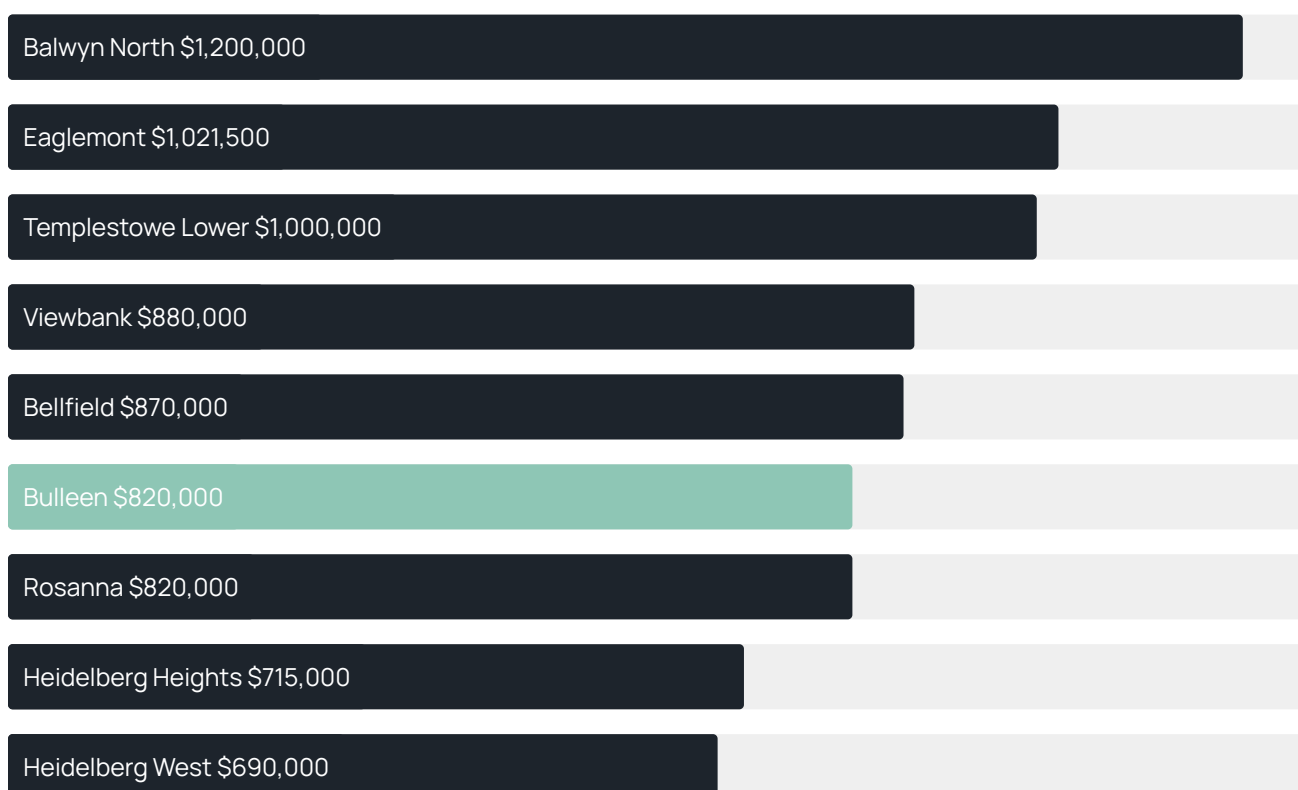
Quarterly price change

-4.59% ↓

Quarterly price change<sup>1</sup>



## BULLEEN SUBURB REPORT

Median house price<sup>1</sup>Median unit price<sup>1</sup>

Sale method<sup>2</sup>

● Auction 75%  
● Private 25%

Auction clearance rate<sup>3</sup>

---

**63.64%**Median days on market<sup>3</sup>

---

**34 days**Jellis Craig average inspection attendance per listing<sup>4</sup>

---

**34 groups**Average hold period<sup>1</sup>

---

**7.5 years**Dwelling type<sup>5</sup>

● Houses 80% ● Units 20%

Ownership<sup>5</sup>

● Owned outright 52% ● Mortgaged 31% ● Rented 17%

Population<sup>5</sup>

---

**11,219**Median asking rent<sup>1</sup>

---

**\$750 per week**Population growth<sup>5</sup>

---

**3.18%**Rental yield<sup>1</sup>

---

**2.51%**Median age<sup>5</sup>

---

**45 years**Median household size<sup>5</sup>











---

**2.6 people**











## BULLEEN SUBURB REPORT

## Recent Bulleen sales











Discover a snapshot of the most recent results for this suburb, to view the full 12 months of sales history, please go to [jellisraig.com.au/suburb-reports](https://jellisraig.com.au/suburb-reports)

Address	Bedrooms	Type	Price	Sold
 39 Victoria St Bulleen	4	House	\$1,180,000	31 Jan 2026
 2/7 Westwood Dr Bulleen	3	Unit	\$932,000	31 Jan 2026
 3 Barak St Bulleen	4	House	\$1,370,000	31 Jan 2026
 67 Furneaux Gr Bulleen	4	House	\$1,460,000	31 Jan 2026
 1/30 Calderwood St Bulleen	5	Townhouse	\$1,365,000	31 Jan 2026
 2/24 Moresby Av Bulleen	3	Unit	\$750,000	30 Jan 2026
 15 Kenneth St Bulleen	4	Townhouse	\$960,000	20 Dec 2025
 3/2 Kandanga Gr Bulleen	2	Apartment	\$440,000	18 Dec 2025
 29 Lilian St Bulleen	4	House	\$1,340,000	18 Dec 2025
 23 Golden Way Bulleen	5	House	\$1,780,000	13 Dec 2025

## BULLEEN SUBURB REPORT

Address	Bedrooms	Type	Price	Sold
 81 Latrobe St Bulleen	3	House	\$1,666,000	13 Dec 2025
 140 Thompsons Rd Bulleen	3	House	\$950,000	12 Dec 2025
 2/83 Willow Bnd Bulleen	3	Unit	\$795,000	08 Dec 2025
 4 Harold St Bulleen	4	Townhouse	\$1,080,000	05 Dec 2025
 25 Fuller St Bulleen	4	House	\$1,375,000	04 Dec 2025
 69 Yarra Valley Blvd Bulleen	5	House	\$3,500,000	03 Dec 2025
 45 Walter St Bulleen	4	House	\$1,725,000	03 Dec 2025
 17 Alison Av BULLEEN	4	House	\$1,370,000	29 Nov 2025
 46 Summit Dr Bulleen	5	House	\$1,403,000	29 Nov 2025
 2 Penderel Way Bulleen	4	House	\$2,000,000	27 Nov 2025

## BULLEEN SUBURB REPORT

Address	Bedrooms	Type	Price	Sold
 40 Flinders St Bulleen	4	House	\$1,325,000	24 Nov 2025
 3 Birrarrung Ct Bulleen	4	House	\$1,602,500	22 Nov 2025
 2/14 Yarraleen Pl Bulleen	4	Townhouse	\$1,261,000	20 Nov 2025
 93 Pleasant Rd Bulleen	4	House	\$1,688,888	19 Nov 2025
 2/12a Lincoln Dr Bulleen	2	Unit	\$710,000	15 Nov 2025
 18 Summit Dr Bulleen	4	House	\$1,915,000	15 Nov 2025
 1/131 Manningham Rd Bulleen	2	Unit	\$800,000	15 Nov 2025
 39 Kandanga Gr Bulleen	4	House	\$1,429,000	08 Nov 2025
 24 Robinson Gr Bulleen	3	House	\$1,370,000	03 Nov 2025
 1/7 Westwood Dr Bulleen	3	Unit	\$1,158,000	03 Nov 2025





**Jellis Craig Doncaster**

Level 1/1006 Doncaster Road, Doncaster  
03 8841 4888

Jellis Craig acknowledges and pays our respects to the Bunurong People, the Wadawurrung People, the Dja Dja Wurrung People and the Wurundjeri People as the Traditional Owners and original custodians of the lands on which Jellis Craig operates.

---

Data is current as of PDF generation date 01/02/2026

1 Property Data Online, updated quarterly for the past 12 months

2 Property Data Online, updated daily for the past 12 months

3 Property Data Online, updated daily for the past quarter

4 Jellis Craig's average inspection attendance per listing (houses) over the last 12 months, updated daily

5 2021 Australian Census

6 Property Data Online, updated daily

This publication contains data, analytics, statistics and other information supplied by PROPERTYDATAONLINE PTY LTD (PropertyData). The data provided in this publication is of a general nature and should not be construed as specific advice or relied upon in lieu of appropriate professional advice.

PropertyData relies upon data supplied by third parties and while the data is checked and reviewed, PropertyData does not warrant the accuracy or completeness of the information to the full extent permitted by the law and excludes all loss or damage howsoever arising (including through negligence) in connection with the data supplied by PropertyData. The State of Victoria owns the copyright in the Property Sales Data and reproduction of that data in any way without the consent of the State of Victoria will constitute a breach of the Copyright Act 1968 (cth). The State of Victoria does not warrant the accuracy or completeness of the Property Sales Data and any person using or relying upon such information does so on the basis that the State of Victoria accepts no responsibility or liability whatsoever for any errors, faults, defects or omissions in the information supplied.