

JellisCraig

BULLEEN

Suburb Report

Know your neighbourhood.



BULLEEN SUBURB REPORT

Median House Price*

Median

\$1.34m

Quarterly Price Change

-0.74% ↓

Median Unit Price*

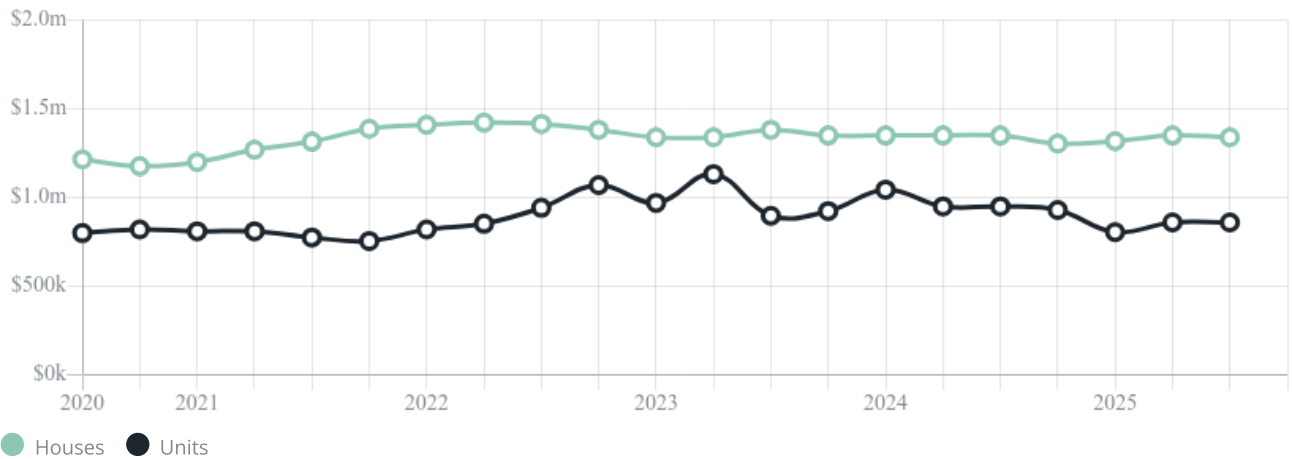
Median

\$860k

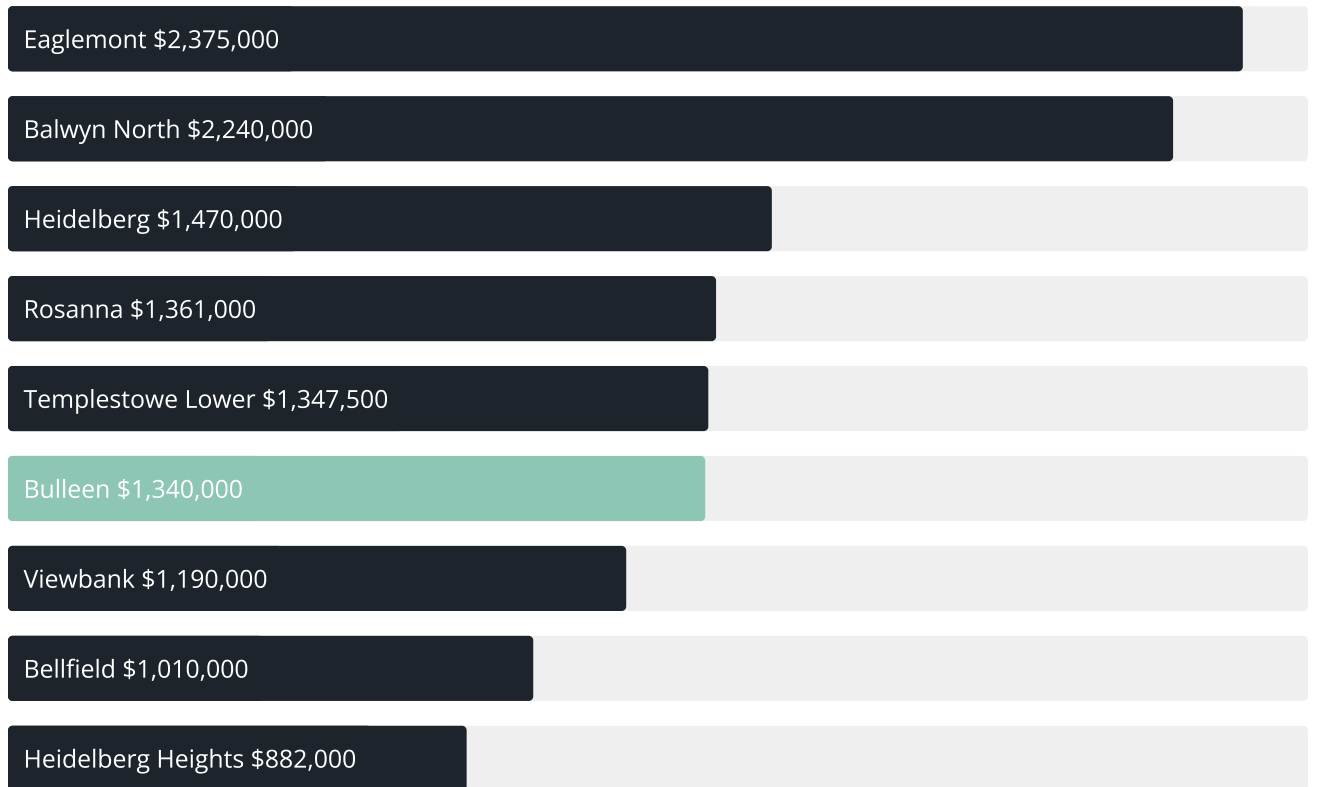
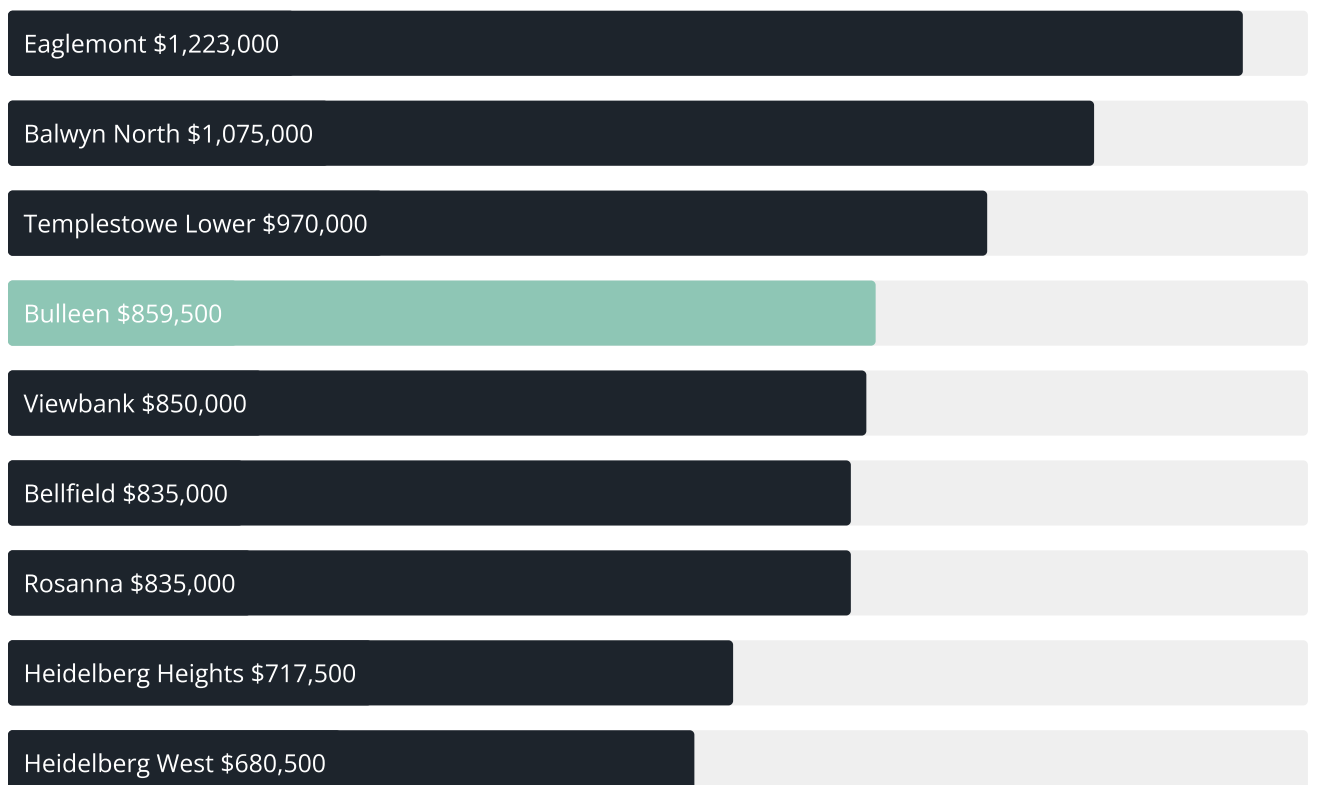
Quarterly Price Change

0.00% ↓

Quarterly Price Change*



BULLEEN SUBURB REPORT

Median House Sale Price^{*}Median Unit Sale Price^{*}

BULLEEN SUBURB REPORT

Sale Method*



● Auction 76%
● Private 24%

Auction Clearance Rate*

62.16%

Median Days on Market^

29 days

Average Hold Period*

7.5 years

Dwelling Type^



● Houses 80% ● Units 20%

Ownership^



● Owned Outright 52% ● Mortgaged 31% ● Rented 17%

Population^

11,219

Median Asking Rent per week*

\$700

Population Growth^

3.18%

Rental Yield*

2.51%

Median Age^











45 years

Median Household Size^











2.6 people

BULLEEN SUBURB REPORT









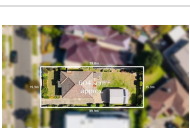

Discover a snapshot of the most recent results for this suburb, to view the full 12 months of sales history, please go to jellisicraig.com.au/suburbinsights

Address	Bedrooms	Type	Price	Sold
 4 Harold St Bulleen	4	Townhouse	\$1,080,000	24 Dec 2025
 29 Lilian St Bulleen	4	House	\$1,340,000	18 Dec 2025
 3/2 Kandanga Gr Bulleen	2	Apartment	\$440,000	18 Dec 2025
 23 Golden Way Bulleen	5	House	\$1,780,000	13 Dec 2025
 81 Latrobe St Bulleen	3	House	\$1,666,000	13 Dec 2025
 2/83 Willow Bnd Bulleen	3	Unit	\$795,000	08 Dec 2025
 25 Fuller St Bulleen	4	House	\$1,375,000	04 Dec 2025
 69 Yarra Valley Blvd Bulleen	5	House	\$3,500,000	03 Dec 2025
 17 Alison Av BULLEEN	4	House	\$1,370,000	29 Nov 2025
 46 Summit Dr Bulleen	5	House	\$1,403,000	29 Nov 2025

BULLEEN SUBURB REPORT

Address	Bedrooms	Type	Price	Sold
 2 Penderel Way Bulleen	4	House	\$2,000,000	27 Nov 2025
 40 Flinders St Bulleen	4	House	\$1,325,000	24 Nov 2025
 3 Birrarrung Ct Bulleen	4	House	\$1,602,500	22 Nov 2025
 2/14 Yarraleen Pl Bulleen	4	Townhouse	\$1,261,000	20 Nov 2025
 93 Pleasant Rd Bulleen	4	House	\$1,688,888	19 Nov 2025
 2/12a Lincoln Dr Bulleen	2	Unit	\$710,000	15 Nov 2025
 1/131 Manningham Rd Bulleen	2	Unit	\$800,000	15 Nov 2025
 18 Summit Dr Bulleen	4	House	\$1,915,000	15 Nov 2025
 39 Kandanga Gr Bulleen	4	House	\$1,429,000	08 Nov 2025
 24 Robinson Gr Bulleen	3	House	\$1,370,000	03 Nov 2025

BULLEEN SUBURB REPORT

Address	Bedrooms	Type	Price	Sold
 1/7 Westwood Dr Bulleen	3	Unit	\$1,158,000	03 Nov 2025
 9 Pinnacle Cr Bulleen	5	House	\$1,350,000	01 Nov 2025
 4 Prospect Rd Bulleen	4	House	\$1,400,000	28 Oct 2025
 3 Hillside Rd Bulleen	3	House	\$1,330,000	27 Oct 2025
 6/58 Templestowe Rd Bulleen	1	Apartment	\$290,000	25 Oct 2025
 18 Vista St BULLEEN	4	House	\$1,500,000	25 Oct 2025
 1/33 Alfreda Av Bulleen	3	Land	\$726,000	25 Oct 2025
 53 Stanley St Bulleen	4	House	\$1,390,000	25 Oct 2025
 45 Lincoln Dr Bulleen	2	House	\$1,180,000	24 Oct 2025
 102/164 Manningham Rd Bulleen	3	Apartment	\$615,000	22 Oct 2025



Doncaster Office
Level 1/1006 Doncaster Road, Doncaster
03 8841 4888

jellisraig.com.au

Data is current as of PDF generation date 01/01/2026

* Updated Quarterly for the past 12 months

^ Updated daily for the past quarter

~ Updated daily: 33 recent results.

This publication contains data, analytics, statistics and other information supplied by PROPERTYDATAONLINE PTY LTD (PropertyData). The data provided in this publication is of a general nature and should not be construed as specific advice or relied upon in lieu of appropriate professional advice.

PropertyData relies upon data supplied by third parties and while the data is checked and reviewed, PropertyData does not warrant the accuracy or completeness of the information to the full extent permitted by the law and excludes all loss or damage howsoever arising (including through negligence) in connection with the data supplied by PropertyData. The State of Victoria owns the copyright in the Property Sales Data and reproduction of that data in any way without the consent of the State of Victoria will constitute a breach of the Copyright Act 1968 (cth). The State of Victoria does not warrant the accuracy or completeness of the Property Sales Data and any person using or relying upon such information does so on the basis that the State of Victoria accepts no responsibility or liability whatsoever for any errors, faults, defects or omissions in the information supplied.