



Bulleen

Suburb Report



Your connection to property insights



JellisCraig

BULLEEN SUBURB REPORT

Median house price¹

Median

\$1.38m

Quarterly price change

-0.18% ↓

Median unit price¹

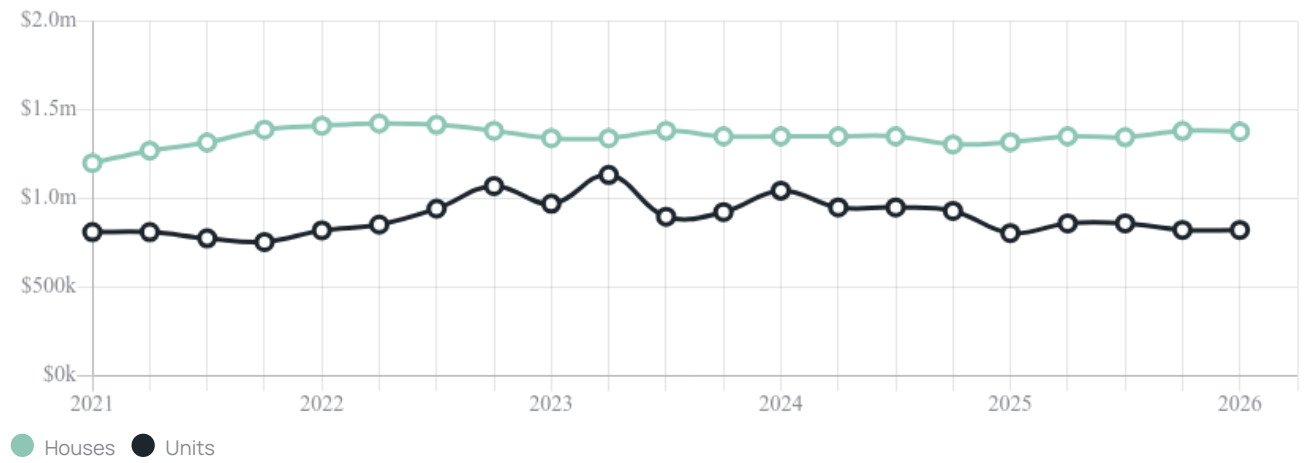
Median

\$823k

Quarterly price change

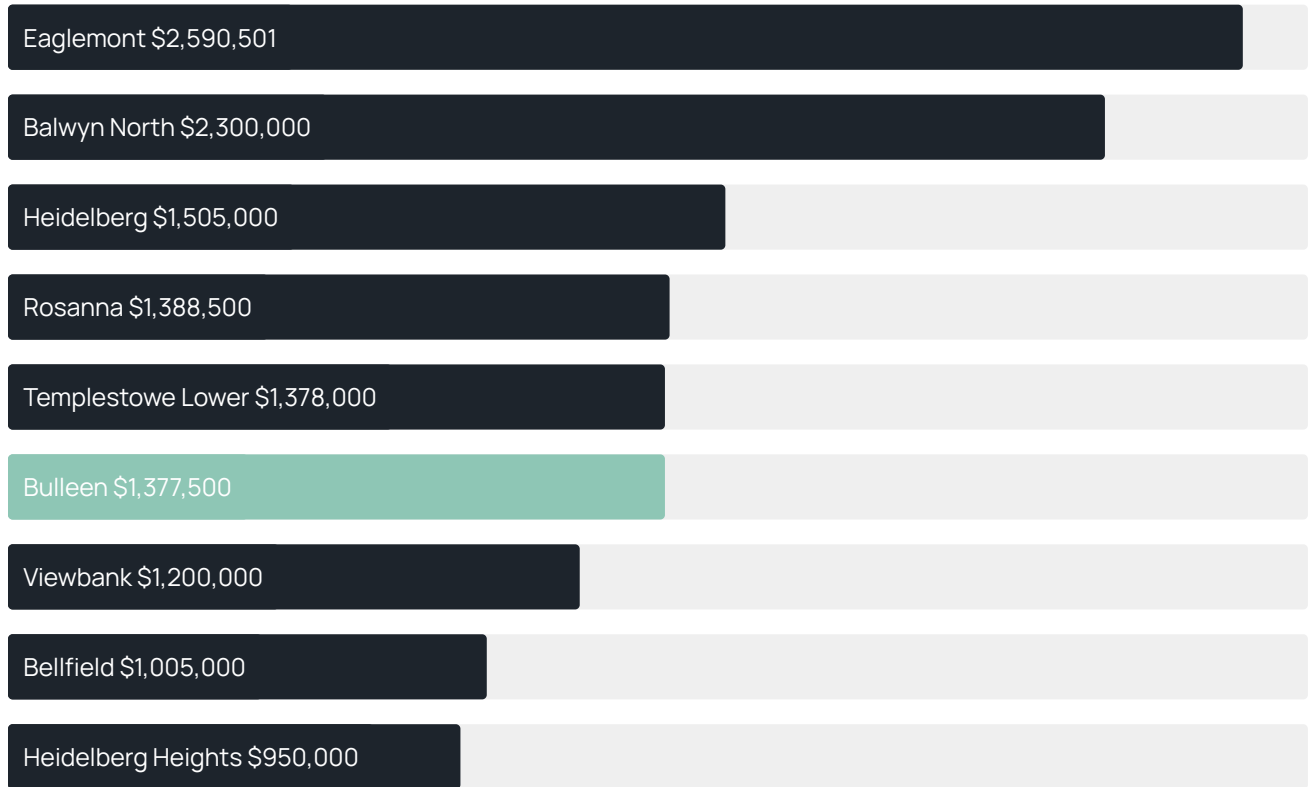
0.00% ↓

Quarterly price change¹

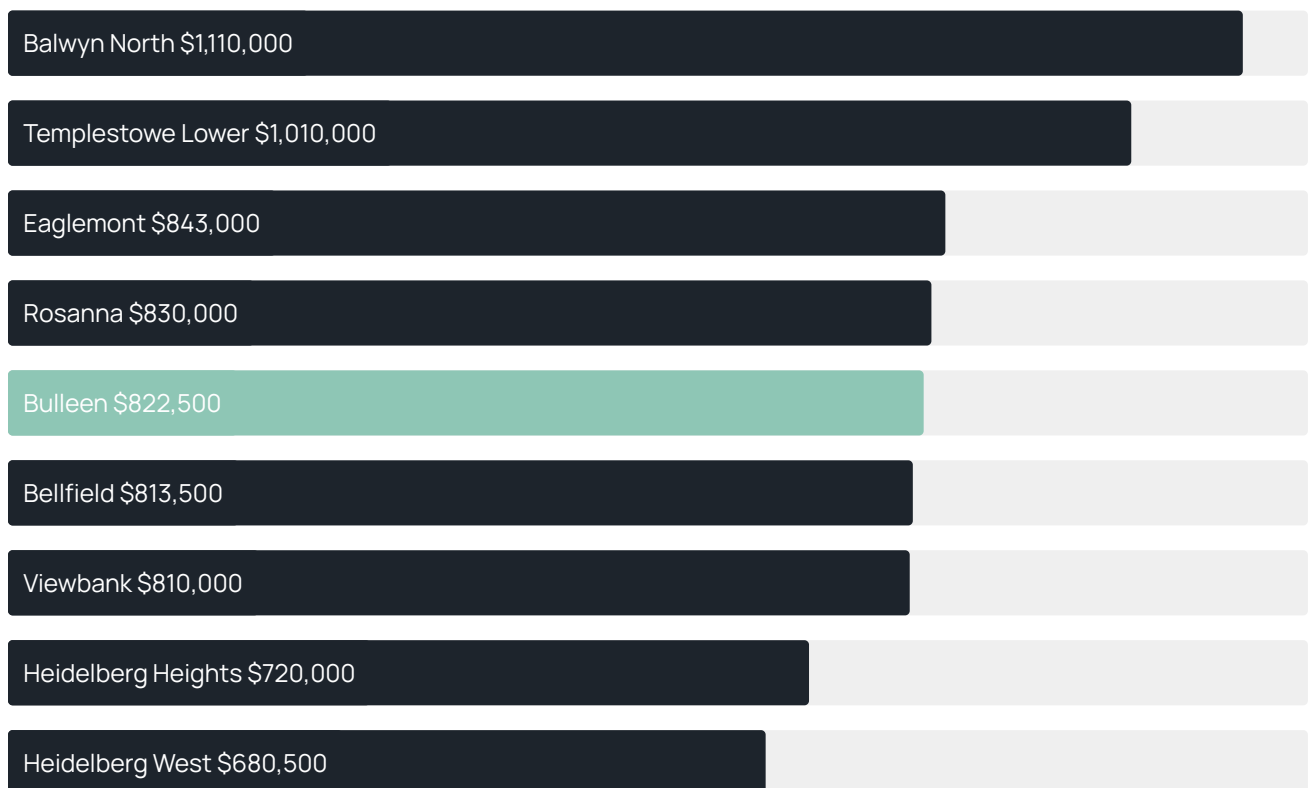


BULLEEN SUBURB REPORT

Median house price¹



Median unit price¹



Sale method²



● Auction 88%
● Private 13%

Auction clearance rate³

54.29%

Median days on market³

26 days

Jellis Craig average inspection attendance per listing⁴

26 groups

Average hold period¹

7.5 years

Dwelling type⁵



● Houses 80% ● Units 20%

Ownership⁵



● Owned outright 52% ● Mortgaged 31% ● Rented 17%

Population⁵

11,219

Median asking rent¹

\$750 per week

Population growth⁵

3.18%

Rental yield¹

2.51%

Median age⁵

45 years











Median household size⁵

2.6 people











BULLEEN SUBURB REPORT

Recent Bulleen sales











Discover a snapshot of the most recent results for this suburb, to view the full 12 months of sales history, please go to jellisraig.com.au/suburb-reports

Address	Bedrooms	Type	Price	Sold
 1/2 Dumossa Av Bulleen	3	Unit	\$915,000	29 Jun 2026
 1/174 Thompsons Rd Bulleen	4	Townhouse	\$948,000	27 Jun 2026
 16 Yarraleen Pl Bulleen	3	House	\$1,592,000	27 Jun 2026
 16 Collins St Bulleen	3	House	\$1,090,000	22 Jun 2026
 22 Collins St Bulleen	6	House	\$1,425,000	13 Jun 2026
 22a Walter St Bulleen	4	House	\$1,150,000	12 Jun 2026
 33 Kenneth St Bulleen	4	Townhouse	\$1,390,000	10 Jun 2026
 36/78 Manningham Rd Bulleen	2	Apartment	\$590,000	03 Jun 2026
 4a Prospect Rd Bulleen	4	House	\$1,300,000	02 Jun 2026
 G04/164 Manningham Rd Bulleen	2	Apartment	\$515,000	26 May 2026

BULLEEN SUBURB REPORT

Address	Bedrooms	Type	Price	Sold
 7a Austin St Bulleen	3	Townhouse	\$1,040,000	23 May 2026
 33 Latrobe St Bulleen	5	House	\$1,380,000	23 May 2026
 2/15 Moresby Av Bulleen	4	Townhouse	\$1,625,000	21 May 2026
 62 Rocklea Rd Bulleen	3	House	\$1,410,000	16 May 2026
 86 Latrobe St Bulleen	4	Townhouse	\$1,430,000	16 May 2026
 24 Kimberley Way Bulleen	5	House	\$1,828,000	13 May 2026
 41 Alfreda Av Bulleen	4	House	\$1,140,000	13 May 2026
 168 Thompsons Rd Bulleen	3	House	\$1,100,000	11 May 2026
 86 Yarra Valley Blvd Bulleen	4	House	\$2,300,000	09 May 2026
 2 Edgevale Rd Bulleen	4	House	\$1,025,000	09 May 2026

BULLEEN SUBURB REPORT

Address	Bedrooms	Type	Price	Sold
 37 Grant Olson Av Bulleen	3	House	\$1,300,000	09 May 2026
 6 Latrobe St Bulleen	5	House	\$1,475,000	02 May 2026
 25 Gisborne St Bulleen	4	House	\$1,086,000	02 May 2026
 2 Gilbert St Bulleen	4	Townhouse	\$1,460,000	02 May 2026
 16 Panorama Ct Bulleen	4	House	\$1,150,000	30 Apr 2026
 59 Yarra Valley Blvd Bulleen	4	House	\$1,680,000	30 Apr 2026
 16 Kenneth St Bulleen	3	House	\$1,125,000	30 Apr 2026
 15 Lincoln Dr Bulleen	3	House	\$1,100,000	27 Apr 2026
 1B Rose Av Bulleen	4	Townhouse	\$1,550,000	18 Apr 2026
 3 Claremont La Bulleen	4	House	\$1,388,000	18 Apr 2026



Jellis Craig Doncaster
Level 1/1006 Doncaster Road, Doncaster
03 8841 4888

Jellis Craig acknowledges and pays our respects to the Bunurong People, the Wadawurrung People, the Dja Dja Wurrung People and the Wurundjeri People as the Traditional Owners and original custodians of the lands on which Jellis Craig operates.

Data is current as of PDF generation date 01/07/2026

- 1 Property Data Online, updated quarterly for the past 12 months
- 2 Property Data Online, updated daily for the past 12 months
- 3 Property Data Online, updated daily for the past quarter
- 4 Jellis Craig's average inspection attendance per listing (houses) over the last 12 months, updated daily
- 5 2021 Australian Census
- 6 Property Data Online, updated daily

This publication contains data, analytics, statistics and other information supplied by PROPERTYDATAONLINE PTY LTD (PropertyData). The data provided in this publication is of a general nature and should not be construed as specific advice or relied upon in lieu of appropriate professional advice.

PropertyData relies upon data supplied by third parties and while the data is checked and reviewed, PropertyData does not warrant the accuracy or completeness of the information to the full extent permitted by the law and excludes all loss or damage howsoever arising (including through negligence) in connection with the data supplied by PropertyData. The State of Victoria owns the copyright in the Property Sales Data and reproduction of that data in any way without the consent of the State of Victoria will constitute a breach of the Copyright Act 1968 (cth). The State of Victoria does not warrant the accuracy or completeness of the Property Sales Data and any person using or relying upon such information does so on the basis that the State of Victoria accepts no responsibility or liability whatsoever for any errors, faults, defects or omissions in the information supplied.