



Bundoora

Suburb Report



Your connection to property insights



JellisCraig

BUNDOORA SUBURB REPORT

Median house price¹

Median

\$910k

Quarterly price change

1.67% ↑

Median unit price¹

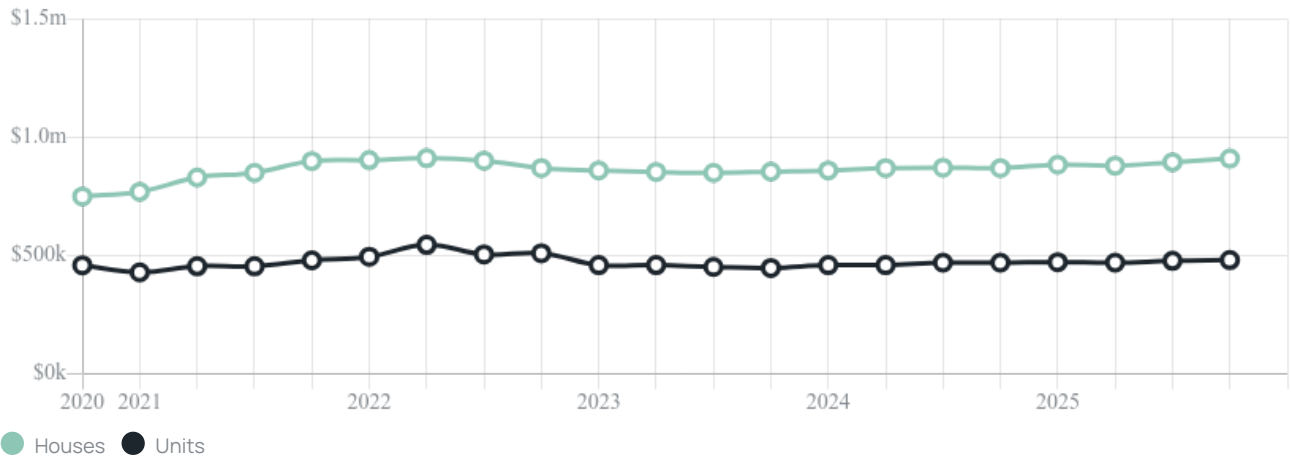
Median

\$481k

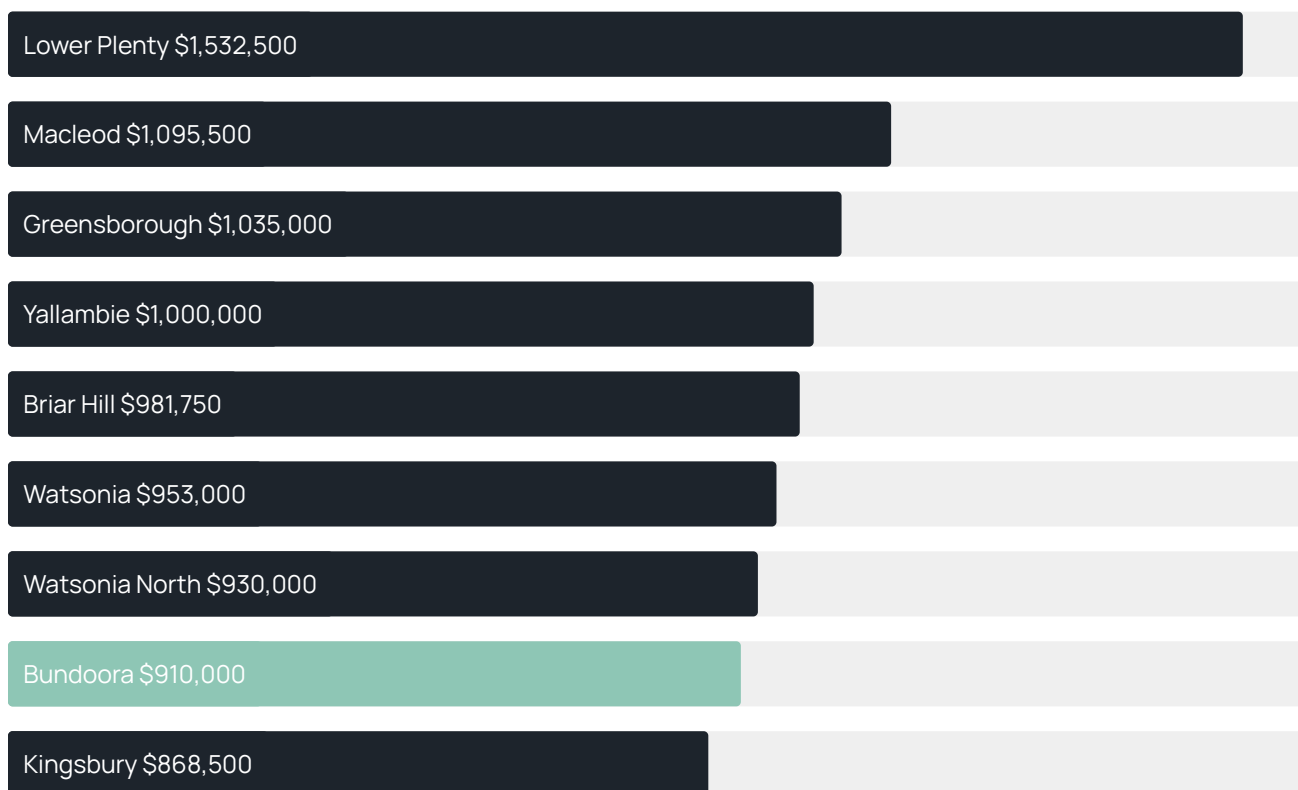
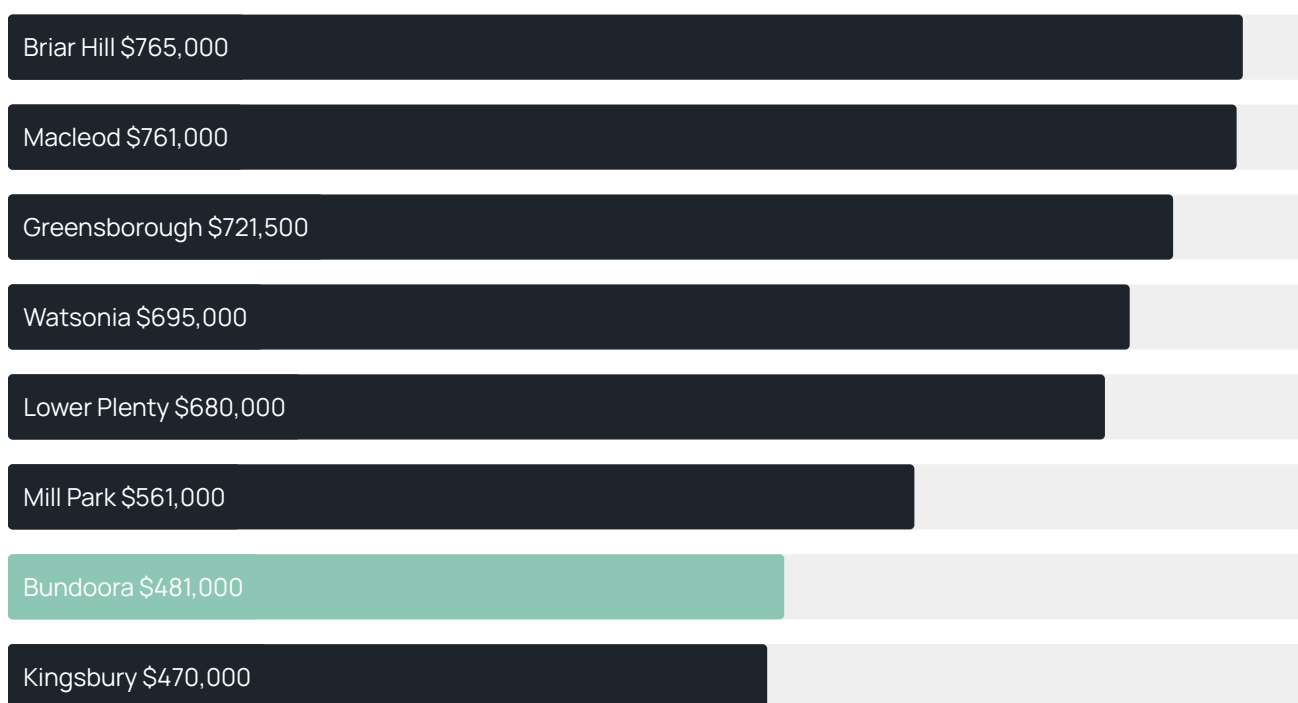
Quarterly price change

0.73% ↑

Quarterly price change¹



BUNDOORA SUBURB REPORT

Median house price¹Median unit price¹

Sale method²

● Auction 52%
● Private 48%

Auction clearance rate³

84.62%Median days on market³

26 daysJellis Craig average inspection attendance per listing⁴

26 groupsAverage hold period¹

6.7 yearsDwelling type⁵

● Houses 76% ● Units 24%

Ownership⁵

● Owned outright 40% ● Mortgaged 36% ● Rented 24%

Population⁵

28,068Median asking rent¹

\$580 per weekPopulation growth⁵

-2.04%Rental yield¹

3.29%Median age⁵











38 yearsMedian household size⁵

2.6 people











BUNDOORA SUBURB REPORT

Recent Bundoora sales











Discover a snapshot of the most recent results for this suburb, to view the full 12 months of sales history, please go to jellisraig.com.au/suburb-reports

Address	Bedrooms	Type	Price	Sold
 52 Moreton Cr Bundoora	3	House	\$850,000	31 Jan 2026
 17a Kevin St Bundoora	4	House	\$848,500	31 Jan 2026
 14 Maloney Rise Bundoora	4	House	\$1,561,000	27 Jan 2026
 23 Tussock Dr Bundoora	2	Townhouse	\$575,000	27 Jan 2026
 35 Waxflower Cr Bundoora	2	Unit	\$500,000	27 Jan 2026
 501/21 Plenty Rd Bundoora	1	Apartment	\$350,000	23 Jan 2026
 609A/1095 Plenty Rd Bundoora	1	Apartment	\$335,000	21 Jan 2026
 301/21 Plenty Rd Bundoora	2	Apartment	\$455,000	20 Jan 2026
 221/3 Snake Gully Dr Bundoora	2	Apartment	\$440,000	19 Jan 2026
 110/34 Princeton Tce Bundoora	2	Apartment	\$464,000	19 Jan 2026

BUNDOORA SUBURB REPORT

Address	Bedrooms	Type	Price	Sold
 204/14 Chancellor Av Bundoora	1	Apartment	\$345,000	15 Jan 2026
 201/8 Copernicus Cr Bundoora	2	Apartment	\$385,000	09 Jan 2026
 21 Tussock Dr Bundoora	2	Townhouse	\$565,000	22 Dec 2025
 304/50 Janefield Dr Bundoora	1	Apartment	\$295,000	22 Dec 2025
 4a Warrawee Dr Bundoora	2	Townhouse	\$570,000	22 Dec 2025
 13 Cheadle Cr Bundoora	4	House	\$1,270,000	20 Dec 2025
 2/3 Myers Ct Bundoora	2	Unit	\$640,000	20 Dec 2025
 57 Cabernet Cr Bundoora	5	House	\$985,000	20 Dec 2025
 15 Willunga Way Bundoora	4	House	\$745,000	19 Dec 2025
 11/3 Snake Gully Dr Bundoora	2	Apartment	\$450,000	18 Dec 2025

BUNDOORA SUBURB REPORT

Address	Bedrooms	Type	Price	Sold
 34 Waxflower Cr Bundoora	2	Townhouse	\$485,000	18 Dec 2025
 212/50 Janefield Dr Bundoora	2	Apartment	\$403,500	18 Dec 2025
 13 Ormond Blvd Bundoora	3	Townhouse	\$712,500	18 Dec 2025
 3/9 Zenith Rise Bundoora	2	Apartment	\$433,000	17 Dec 2025
 16 Coronation Ct Bundoora	4	House	\$920,000	17 Dec 2025
 111/14 Chancellor Av Bundoora	2	Apartment	\$450,000	13 Dec 2025
 1/14 Lucy Ct BUNDOORA	3	Unit	\$765,000	13 Dec 2025
 108 Arthur St Bundoora	4	House	\$1,205,000	13 Dec 2025
 23 Monckton Rd Bundoora	3	House	\$859,000	13 Dec 2025
 17 Wisteria Dr Bundoora	4	House	\$1,700,000	13 Dec 2025



Jellis Craig Greensborough
Shop 3, Ground Floor, 68 Main Street, Greensborough
03 9432 1444

Jellis Craig acknowledges and pays our respects to the Bunurong People, the Wadawurrung People, the Dja Dja Wurrung People and the Wurundjeri People as the Traditional Owners and original custodians of the lands on which Jellis Craig operates.

Data is current as of PDF generation date 01/02/2026

- 1 Property Data Online, updated quarterly for the past 12 months
- 2 Property Data Online, updated daily for the past 12 months
- 3 Property Data Online, updated daily for the past quarter
- 4 Jellis Craig's average inspection attendance per listing (houses) over the last 12 months, updated daily
- 5 2021 Australian Census
- 6 Property Data Online, updated daily

This publication contains data, analytics, statistics and other information supplied by PROPERTYDATAONLINE PTY LTD (PropertyData). The data provided in this publication is of a general nature and should not be construed as specific advice or relied upon in lieu of appropriate professional advice.

PropertyData relies upon data supplied by third parties and while the data is checked and reviewed, PropertyData does not warrant the accuracy or completeness of the information to the full extent permitted by the law and excludes all loss or damage howsoever arising (including through negligence) in connection with the data supplied by PropertyData. The State of Victoria owns the copyright in the Property Sales Data and reproduction of that data in any way without the consent of the State of Victoria will constitute a breach of the Copyright Act 1968 (cth). The State of Victoria does not warrant the accuracy or completeness of the Property Sales Data and any person using or relying upon such information does so on the basis that the State of Victoria accepts no responsibility or liability whatsoever for any errors, faults, defects or omissions in the information supplied.