



Bundoora

# Suburb Report



Your connection to property insights



**JellisCraig**

BUNDOORA SUBURB REPORT

Median house price<sup>1</sup>

Median

\$914k

Quarterly price change

0.42% ↑

Median unit price<sup>1</sup>

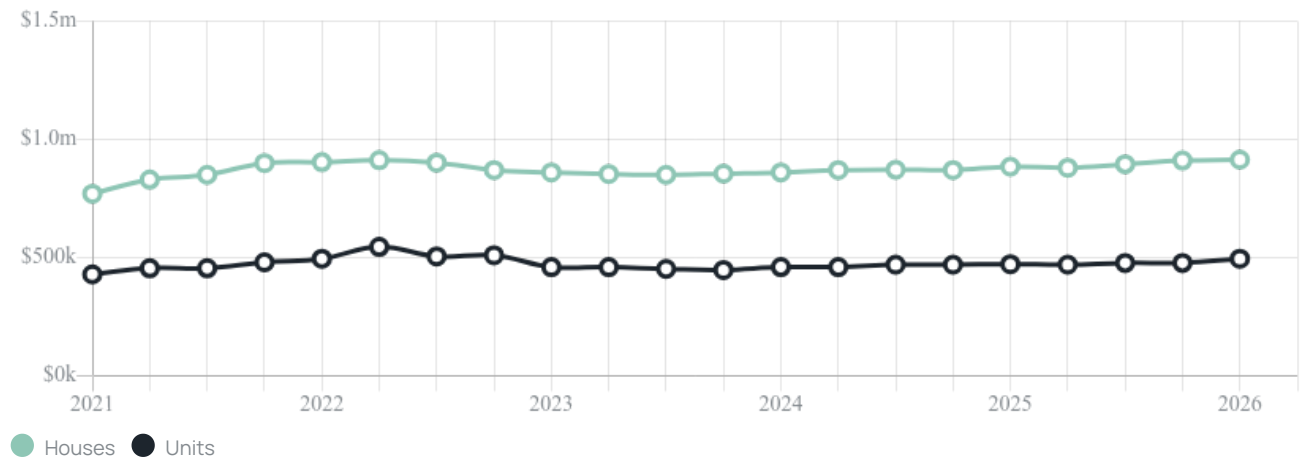
Median

\$495k

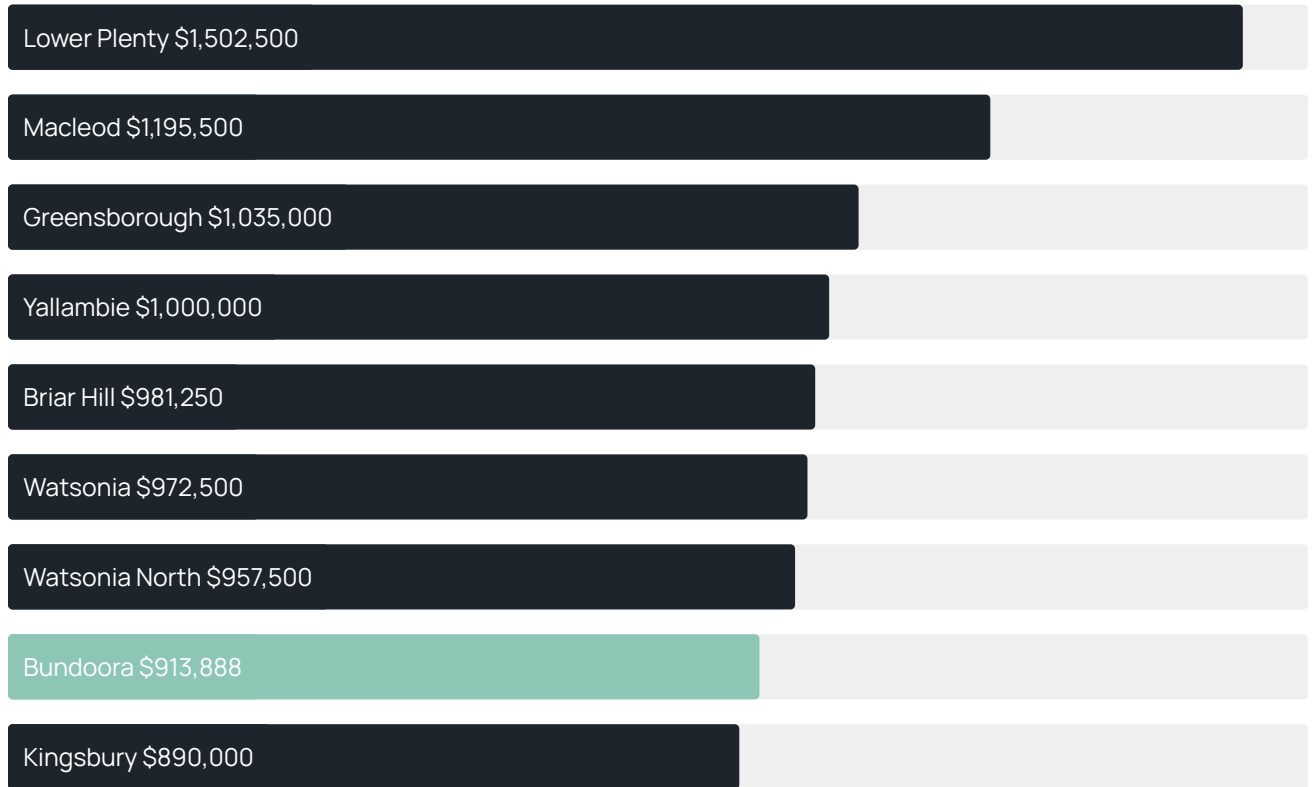
Quarterly price change

3.71% ↑

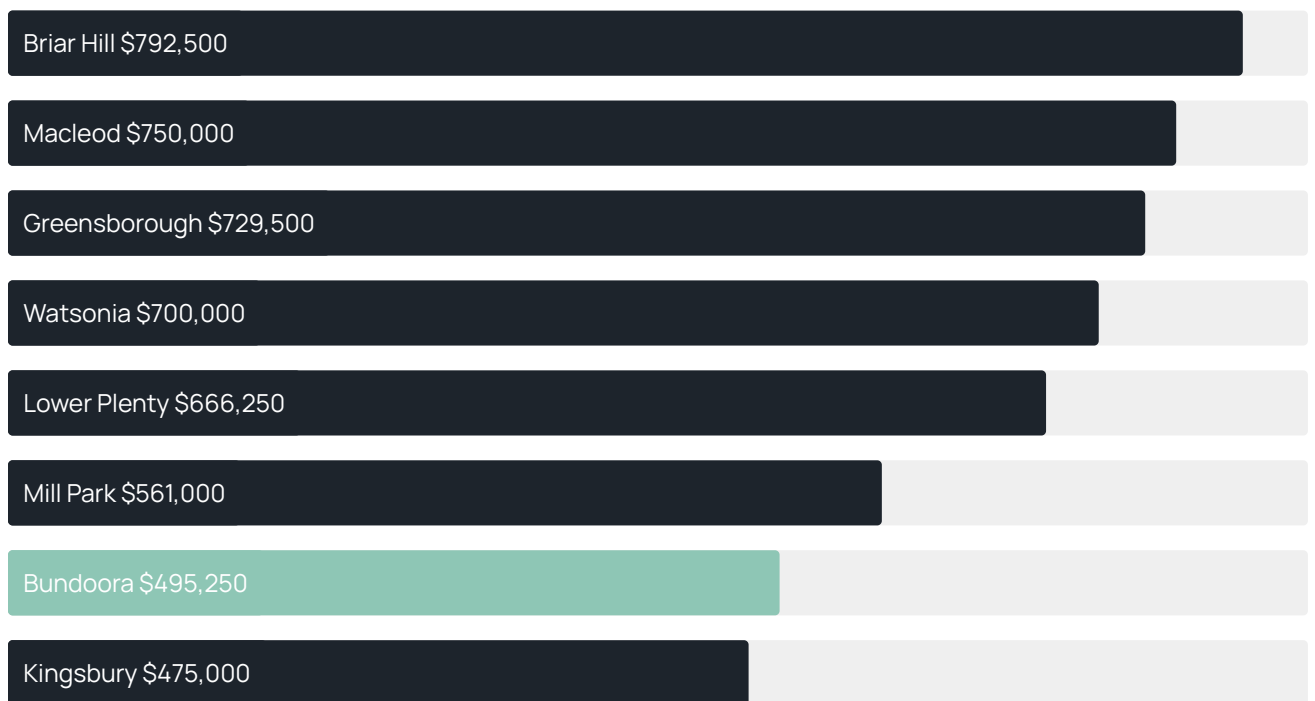
Quarterly price change<sup>1</sup>



### Median house price<sup>1</sup>



### Median unit price<sup>1</sup>



Sale method<sup>2</sup>



● Auction 67%  
● Private 33%

Auction clearance rate<sup>3</sup>

80.23%

Median days on market<sup>3</sup>

24 days

Jellis Craig average inspection attendance per listing<sup>4</sup>

24 groups

Average hold period<sup>1</sup>

6.7 years

Dwelling type<sup>5</sup>



● Houses 76% ● Units 24%

Ownership<sup>5</sup>



● Owned outright 40% ● Mortgaged 36% ● Rented 24%

Population<sup>5</sup>

28,068

Median asking rent<sup>1</sup>

\$593 per week

Population growth<sup>5</sup>

-2.04%

Rental yield<sup>1</sup>

3.29%

Median age<sup>5</sup>

38 years











Median household size<sup>5</sup>

2.6 people











BUNDOORA SUBURB REPORT

## Recent Bundoora sales











Discover a snapshot of the most recent results for this suburb, to view the full 12 months of sales history, please go to [jellisCraig.com.au/suburb-reports](http://jellisCraig.com.au/suburb-reports)

Address	Bedrooms	Type	Price	Sold
 2 Surrey Ct Bundoora	4	Townhouse	\$735,000	28 Apr 2026
 107 Queens Gdns Bundoora	5	House	\$2,000,005	28 Apr 2026
 2/8 Newbury Wik Bundoora	2	Apartment	\$505,000	28 Apr 2026
 2 Aldren Pl Bundoora	3	House	\$925,000	24 Apr 2026
 11 Darren Av Bundoora	3	House	\$890,000	23 Apr 2026
 100 Bramble Cr Bundoora	4	House	\$1,195,000	20 Apr 2026
 8 Springwood Vw Bundoora	4	House	\$1,108,000	18 Apr 2026
 5 Marne Ct Bundoora	5	House	\$961,000	18 Apr 2026
 22 Judith St Bundoora	3	House	\$1,015,000	18 Apr 2026
 29 Bent St Bundoora	3	House	\$815,000	18 Apr 2026

## BUNDOORA SUBURB REPORT

Address	Bedrooms	Type	Price	Sold
 37 Tussock Dr Bundoora	2	Townhouse	\$580,000	16 Apr 2026
 39 Luton Way Bundoora	4	House	\$870,000	16 Apr 2026
 101/6 Zenith Rise Bundoora	2	Unit	\$565,000	13 Apr 2026
 310B/1093 Plenty Rd Bundoora	1	Unit	\$350,000	13 Apr 2026
 19 Princeton Tce Bundoora	3	Townhouse	\$810,000	11 Apr 2026
 19 Virginia Cr Bundoora	3	House	\$842,000	11 Apr 2026
 9 Moreton Cr Bundoora	4	House	\$815,000	11 Apr 2026
 5 Balanda Ct Bundoora	4	House	\$1,030,000	11 Apr 2026
 2 Alfred Ct Bundoora	4	House	\$1,061,000	11 Apr 2026
 6 Cameron Pde BUNDOORA	3	House	\$995,000	11 Apr 2026

## BUNDOORA SUBURB REPORT

Address	Bedrooms	Type	Price	Sold
 11 Doidge St Bundoora	4	House	\$1,030,000	09 Apr 2026
 37 Cabernet Cr Bundoora	3	House	\$774,000	09 Apr 2026
 235 Greenhills Rd Bundoora	3	House	\$890,000	09 Apr 2026
 36 Sugar Gum Dr BUNDOORA	4	House	\$905,000	08 Apr 2026
 8 Cashmore Ct Bundoora	3	House	\$1,000,000	03 Apr 2026
 26 Ebony Dr Bundoora	4	House	\$858,888	02 Apr 2026
 601/3 Snake Gully Dr Bundoora	2	Apartment	\$410,000	01 Apr 2026
 51 Cabernet Cr Bundoora	4	House	\$871,000	01 Apr 2026
 44 Sanctuary Dr Bundoora	4	Townhouse	\$932,000	28 Mar 2026
 46 Ebony Dr Bundoora	3	House	\$820,000	28 Mar 2026



**Jellis Craig Greensborough**  
Shop 3, Ground Floor, 68 Main Street, Greensborough  
03 9432 1444

Jellis Craig acknowledges and pays our respects to the Bunurong People, the Wadawurrung People, the Dja Dja Wurrung People and the Wurundjeri People as the Traditional Owners and original custodians of the lands on which Jellis Craig operates.

---

Data is current as of PDF generation date 01/05/2026

- 1 Property Data Online, updated quarterly for the past 12 months
- 2 Property Data Online, updated daily for the past 12 months
- 3 Property Data Online, updated daily for the past quarter
- 4 Jellis Craig's average inspection attendance per listing (houses) over the last 12 months, updated daily
- 5 2021 Australian Census
- 6 Property Data Online, updated daily

This publication contains data, analytics, statistics and other information supplied by PROPERTYDATAONLINE PTY LTD (PropertyData). The data provided in this publication is of a general nature and should not be construed as specific advice or relied upon in lieu of appropriate professional advice.

PropertyData relies upon data supplied by third parties and while the data is checked and reviewed, PropertyData does not warrant the accuracy or completeness of the information to the full extent permitted by the law and excludes all loss or damage howsoever arising (including through negligence) in connection with the data supplied by PropertyData. The State of Victoria owns the copyright in the Property Sales Data and reproduction of that data in any way without the consent of the State of Victoria will constitute a breach of the Copyright Act 1968 (cth). The State of Victoria does not warrant the accuracy or completeness of the Property Sales Data and any person using or relying upon such information does so on the basis that the State of Victoria accepts no responsibility or liability whatsoever for any errors, faults, defects or omissions in the information supplied.