



Buninyong

Suburb Report



Your connection to property insights



JellisCraig

BUNINYONG SUBURB REPORT

Median house price¹

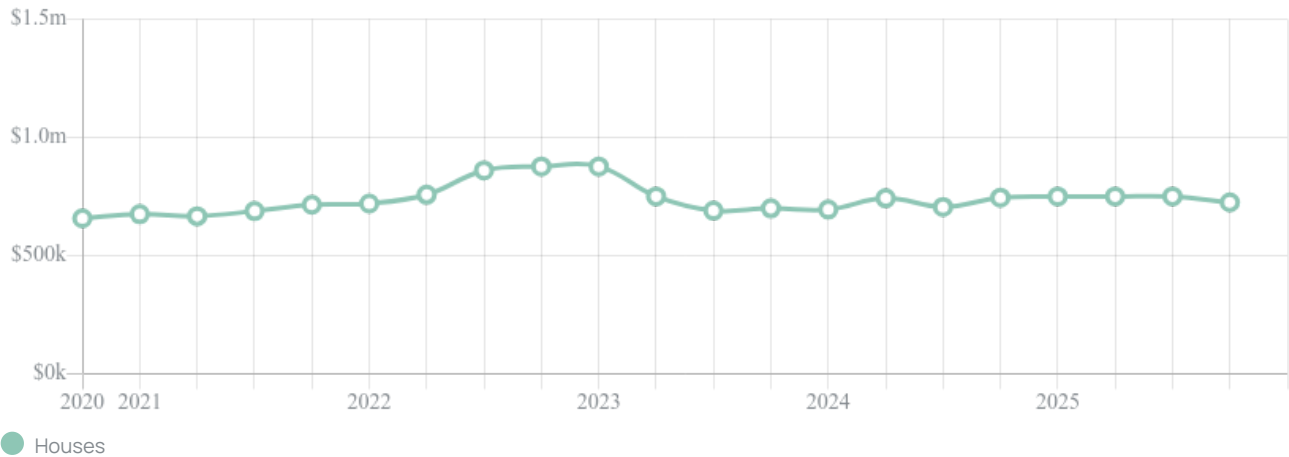
Median

\$725k

Quarterly price change

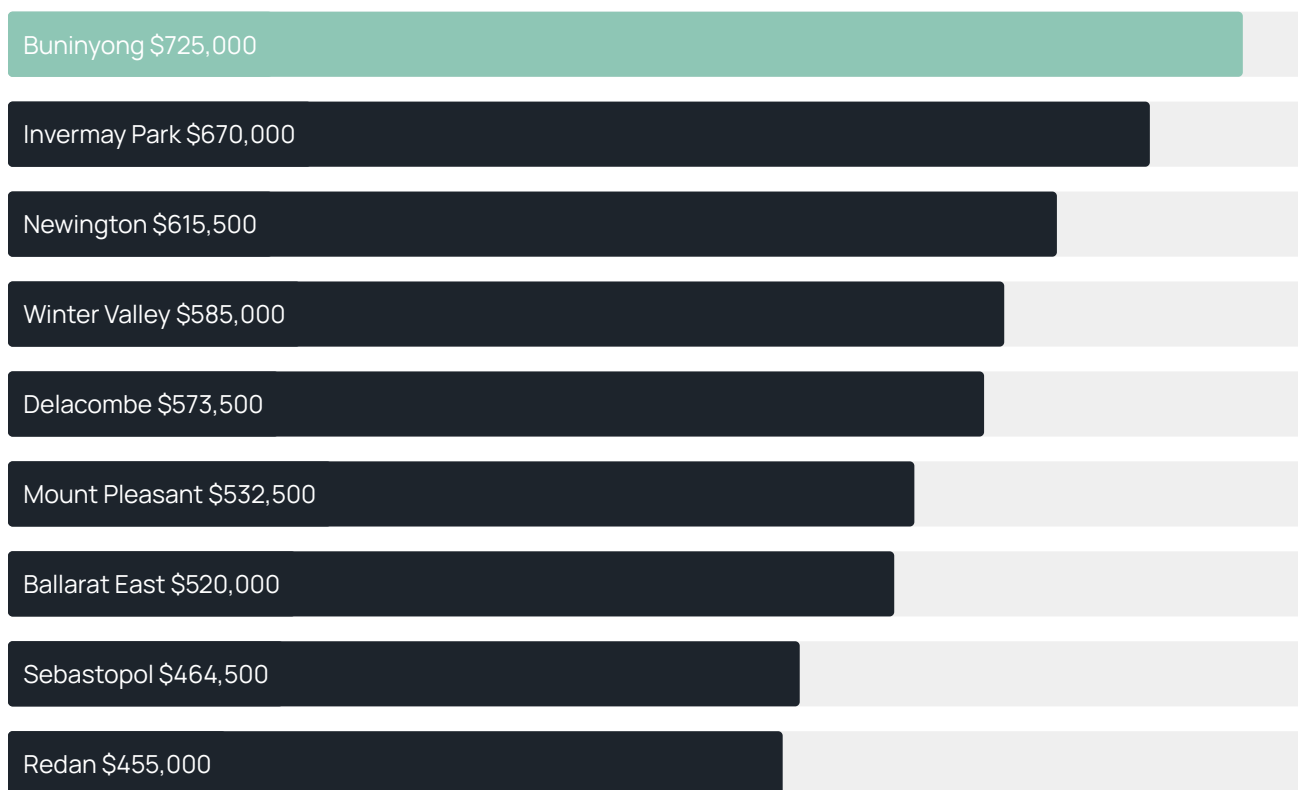
-3.33% ↓

Quarterly price change¹



BUNINYONG SUBURB REPORT

Median house price¹



Median unit price¹



Sale method²

● Private 100%

Median days on market³

27 days

Jellis Craig average inspection attendance per listing⁴

27 groups

Average hold period¹

5.1 years

Dwelling type⁵

● Houses 96% ● Units 4%

Ownership⁵

● Owned outright 50% ● Mortgaged 40% ● Rented 10%

Population⁵

3,797

Median asking rent¹

\$455 per week

Population growth⁵

2.23%

Rental yield¹

3.91%

Median age⁵

45 years











Median household size⁵

2.6 people











BUNINYONG SUBURB REPORT

Recent Buninyong sales











Discover a snapshot of the most recent results for this suburb, to view the full 12 months of sales history, please go to jellisraig.com.au/suburb-reports

Address	Bedrooms	Type	Price	Sold
 9 Learmonth St Buninyong	4	House	\$910,000	22 Dec 2025
 412 Learmonth St Buninyong	5	House	\$800,000	11 Dec 2025
 504 Scott St Buninyong	4	House	\$720,000	09 Dec 2025
 18 Club House Cl Buninyong	4	House	\$805,000	04 Dec 2025
 4 Cathcart St Buninyong	2	House	\$530,000	02 Dec 2025
 610 Palmerston St Buninyong	5	House	\$1,225,000	25 Nov 2025
 306 Russell St Buninyong	2	House	\$565,000	19 Nov 2025
 514 Scott St Buninyong	3	House	\$805,000	14 Nov 2025
 1/314 Herriott St Buninyong	2	House	\$400,000	13 Nov 2025
 6 Herriott St Buninyong	3	House	\$770,000	06 Nov 2025

BUNINYONG SUBURB REPORT

Address	Bedrooms	Type	Price	Sold
 71 Hendersons La Buninyong	5	House	\$930,000	30 Oct 2025
 301a Russell St Buninyong	4	House	\$630,000	28 Oct 2025
 410 Scott St Buninyong	4	House	\$810,000	24 Oct 2025
 301 Inglis St Buninyong	4	House	\$725,000	16 Oct 2025
 309 Palmerston St Buninyong	3	House	\$640,000	16 Oct 2025
 511 Scott St Buninyong	0	Land	\$420,000	09 Oct 2025
 206 Cathcart St BUNINYONG	3	House	\$695,000	08 Oct 2025
 704 Lal Lal St Buninyong	3	House	\$710,000	30 Sep 2025
 13 Club House Cl BUNINYONG	3	House	\$690,000	18 Sep 2025
 508 Forest St Buninyong	3	House	\$820,000	09 Sep 2025

BUNINYONG SUBURB REPORT

Address	Bedrooms	Type	Price	Sold
 5 Callistemon Ct Buninyong	6	House	\$1,060,000	08 Sep 2025
 308 Lumeah Rd Buninyong	4	House	\$590,000	08 Sep 2025
 4a Allan St BUNINYONG	4	House	\$935,000	05 Sep 2025
 315 Barkly St Buninyong	4	House	\$650,000	05 Sep 2025
 210 Barkly St Buninyong	4	House	\$1,200,000	18 Aug 2025
 308 Forest St Buninyong	4	House	\$530,000	06 Aug 2025
 1/308 Forest St Buninyong	4	Flat/Unit/Apartment	\$530,000	06 Aug 2025
 202 Hedrick St Buninyong	4	House	\$675,000	31 Jul 2025
 694 Yankee Flat Rd Buninyong	4	House	\$1,435,000	28 Jul 2025
 516 Eyre St Buninyong	4	House	\$530,000	24 Jul 2025



Jellis Craig Ballarat
1211 Sturt Street, Ballarat
03 5329 2500

Jellis Craig acknowledges and pays our respects to the Bunurong People, the Wadawurrung People, the Dja Dja Wurrung People and the Wurundjeri People as the Traditional Owners and original custodians of the lands on which Jellis Craig operates.

Data is current as of PDF generation date 01/02/2026

- 1 Property Data Online, updated quarterly for the past 12 months
- 2 Property Data Online, updated daily for the past 12 months
- 3 Property Data Online, updated daily for the past quarter
- 4 Jellis Craig's average inspection attendance per listing (houses) over the last 12 months, updated daily
- 5 2021 Australian Census
- 6 Property Data Online, updated daily

This publication contains data, analytics, statistics and other information supplied by PROPERTYDATAONLINE PTY LTD (PropertyData). The data provided in this publication is of a general nature and should not be construed as specific advice or relied upon in lieu of appropriate professional advice.

PropertyData relies upon data supplied by third parties and while the data is checked and reviewed, PropertyData does not warrant the accuracy or completeness of the information to the full extent permitted by the law and excludes all loss or damage howsoever arising (including through negligence) in connection with the data supplied by PropertyData. The State of Victoria owns the copyright in the Property Sales Data and reproduction of that data in any way without the consent of the State of Victoria will constitute a breach of the Copyright Act 1968 (cth). The State of Victoria does not warrant the accuracy or completeness of the Property Sales Data and any person using or relying upon such information does so on the basis that the State of Victoria accepts no responsibility or liability whatsoever for any errors, faults, defects or omissions in the information supplied.