



Burnley

# Suburb Report



Your connection to property insights



JellisCraig

BURNLEY SUBURB REPORT

Median house price<sup>1</sup>

Median

\$1.56m

Quarterly price change

0.00% ↓

Median unit price<sup>1</sup>

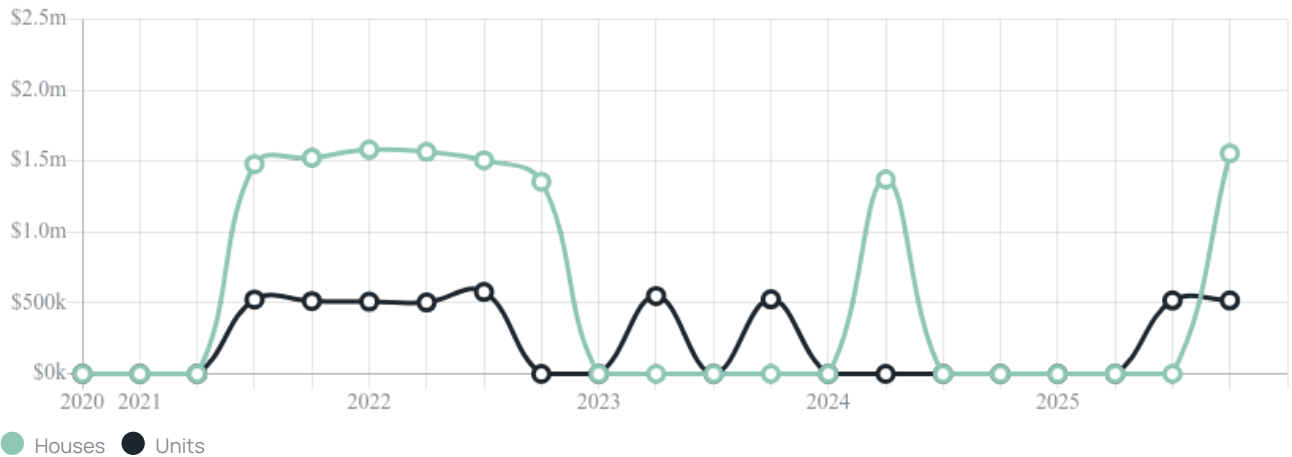
Median

\$517k

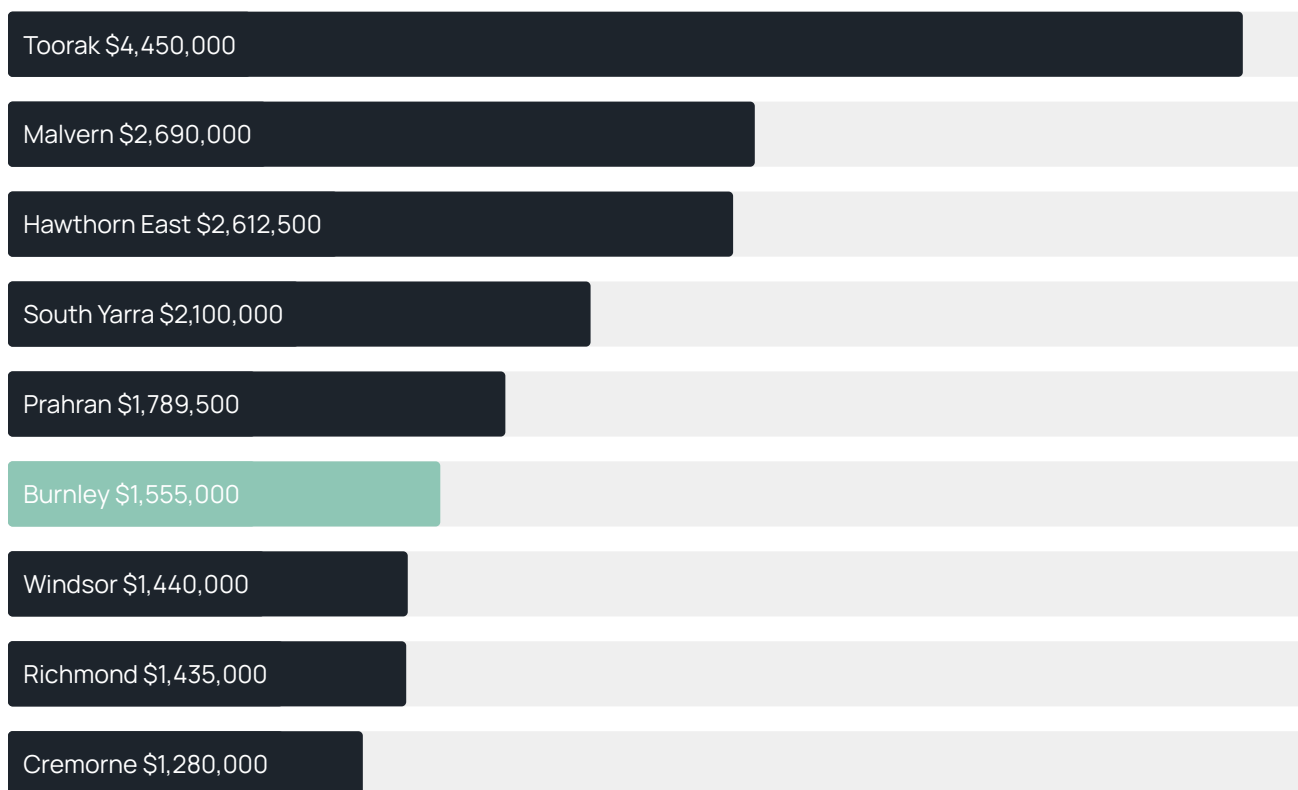
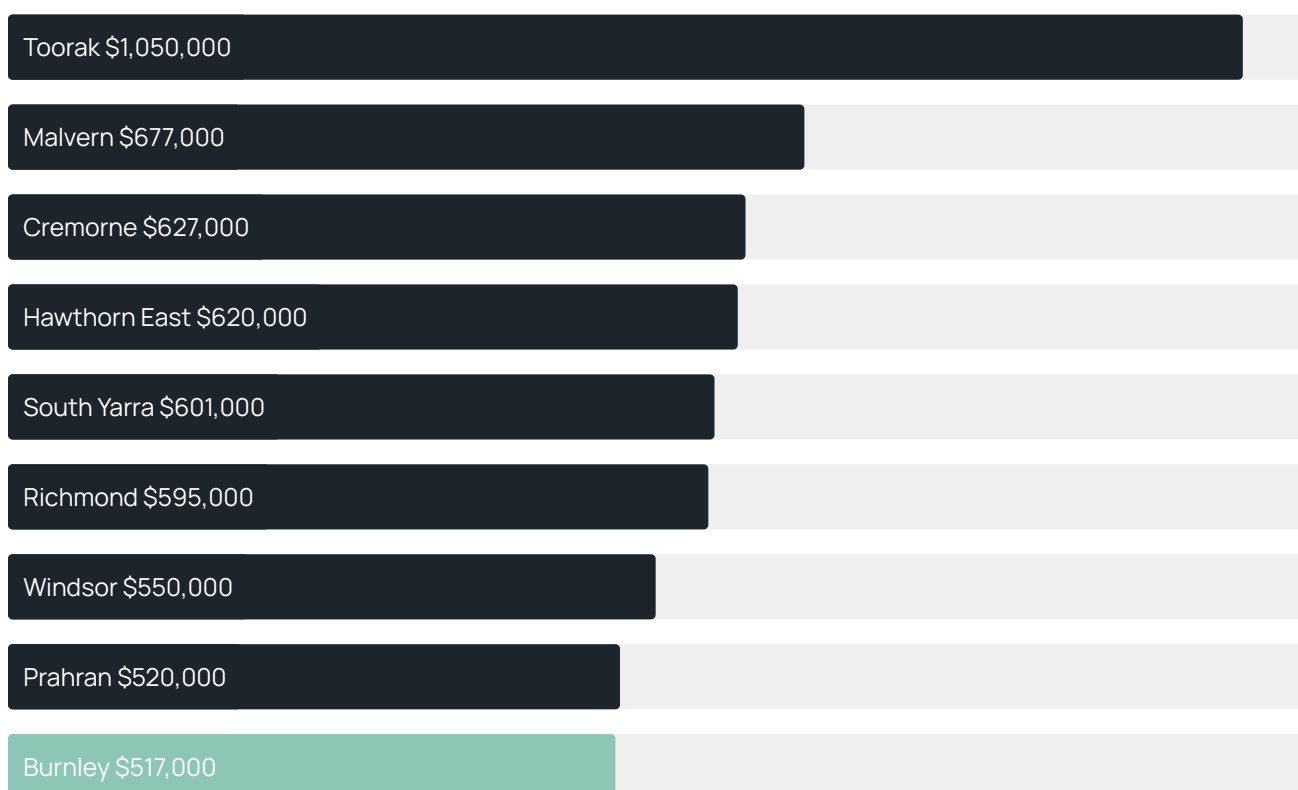
Quarterly price change

0.00% ↓

Quarterly price change<sup>1</sup>



## BURNLEY SUBURB REPORT

Median house price<sup>1</sup>Median unit price<sup>1</sup>

Sale method<sup>2</sup>

● Auction 17%  
● Private 83%

Auction clearance rate<sup>3</sup>

---

100%

Jellis Craig average inspection attendance per listing<sup>4</sup>

---

groups

Average hold period<sup>1</sup>

---

9.2 years

Dwelling type<sup>5</sup>

● Houses 20% ● Units 80%

Ownership<sup>5</sup>

● Owned outright 25% ● Mortgaged 32% ● Rented 43%

Population<sup>5</sup>

---

794

Median asking rent<sup>1</sup>

---

\$950 per week

Population growth<sup>5</sup>

---

3.25%

Rental yield<sup>1</sup>

---

2.78%

Median age<sup>5</sup>

---

32 years

Median household size<sup>5</sup>











---

2.1 people











## BURNLEY SUBURB REPORT

## Recent Burnley sales









Discover a snapshot of the most recent results for this suburb, to view the full 12 months of sales history, please go to [jellisraig.com.au/suburb-reports](https://jellisraig.com.au/suburb-reports)

Address	Bedrooms	Type	Price	Sold
 1/12 Madden Gr Burnley	1	Apartment	\$345,000	15 Dec 2025
 5/9-11 Adam St Burnley	2	Apartment	\$582,000	12 Nov 2025
 38 Parkville St Burnley	2	House	\$900,000	07 Nov 2025
 1/7 Adam St Burnley	1	Apartment	\$330,000	05 Nov 2025
 14/217-221 Barkly Av Burnley	1	Apartment	\$435,000	02 Nov 2025
 94 Madden Gr Burnley	2	House	\$1,320,000	23 Oct 2025
 44 Parkville St Burnley	2	Townhouse	\$1,300,000	22 Oct 2025
 10 Crimea St Burnley	3	House	\$1,820,000	11 Oct 2025
 7 Cherrill St Burnley	3	House	\$1,425,000	11 Oct 2025
 6/27 Gibdon St Burnley	3	Townhouse (Conjoined)	\$1,520,000	13 Sep 2025

## BURNLEY SUBURB REPORT

Address	Bedrooms	Type	Price	Sold
 4/50 Gibdon St BURNLEY	3	Townhouse	\$1,450,000	03 Sep 2025
 12/7 Adam St Burnley	1	Apartment	\$311,000	28 Aug 2025
 417 Burnley St Burnley	3	House	\$1,260,000	16 Aug 2025
 9/6 Adam St Burnley	1	Apartment	\$305,000	29 Jul 2025
 23 Parkville St Burnley	4	House	\$1,885,000	26 Jul 2025
 2/7 Adam St Burnley	2	Apartment	\$517,000	17 Jul 2025
 20 Parkville St Burnley	2	House	\$770,000	16 Jul 2025
 9/241 Stawell St Burnley	2	Unit	\$496,000	11 Jul 2025
 14/7 Adam St Burnley	2	Apartment	\$546,250	08 Jul 2025
 9 Gibdon St Burnley	4	House	\$2,255,000	01 Jul 2025

## BURNLEY SUBURB REPORT

Address	Bedrooms	Type	Price	Sold
 19 Gibdon St Burnley	3	House	\$2,150,000	18 Jun 2025
 11/9-11 Adam St BURNLEY	2	Apartment	\$686,000	14 Jun 2025
 5/6 Adam St Burnley	2	Subdivided Unit/Villa/Townhouse	\$600,000	10 May 2025
 11 Barrow Pl Burnley	3	House	\$1,555,000	10 May 2025
 104/10 Wadumbuk La Burnley	1	Strata Unit/Flat	\$570,000	09 May 2025
 92 Madden Gr Burnley	2	House	\$1,170,000	10 Apr 2025
 42 Parkville St Burnley	4	House	\$2,200,000	01 Mar 2025
 46 Gibdon St Burnley	2	House	\$1,110,000	22 Feb 2025



**Jellis Craig Richmond**  
57-59 Bridge Road, Richmond  
03 9428 3333

Jellis Craig acknowledges and pays our respects to the Bunurong People, the Wadawurrung People, the Dja Dja Wurrung People and the Wurundjeri People as the Traditional Owners and original custodians of the lands on which Jellis Craig operates.

---

Data is current as of PDF generation date 01/02/2026

- 1 Property Data Online, updated quarterly for the past 12 months
- 2 Property Data Online, updated daily for the past 12 months
- 3 Property Data Online, updated daily for the past quarter
- 4 Jellis Craig's average inspection attendance per listing (houses) over the last 12 months, updated daily
- 5 2021 Australian Census
- 6 Property Data Online, updated daily

This publication contains data, analytics, statistics and other information supplied by PROPERTYDATAONLINE PTY LTD (PropertyData). The data provided in this publication is of a general nature and should not be construed as specific advice or relied upon in lieu of appropriate professional advice.

PropertyData relies upon data supplied by third parties and while the data is checked and reviewed, PropertyData does not warrant the accuracy or completeness of the information to the full extent permitted by the law and excludes all loss or damage howsoever arising (including through negligence) in connection with the data supplied by PropertyData. The State of Victoria owns the copyright in the Property Sales Data and reproduction of that data in any way without the consent of the State of Victoria will constitute a breach of the Copyright Act 1968 (cth). The State of Victoria does not warrant the accuracy or completeness of the Property Sales Data and any person using or relying upon such information does so on the basis that the State of Victoria accepts no responsibility or liability whatsoever for any errors, faults, defects or omissions in the information supplied.