



Burwood East

Suburb Report



Your connection to property insights



JellisCraig

BURWOOD EAST SUBURB REPORT

Median house price¹

Median

\$1.37m

Quarterly price change

0.92% ↑

Median unit price¹

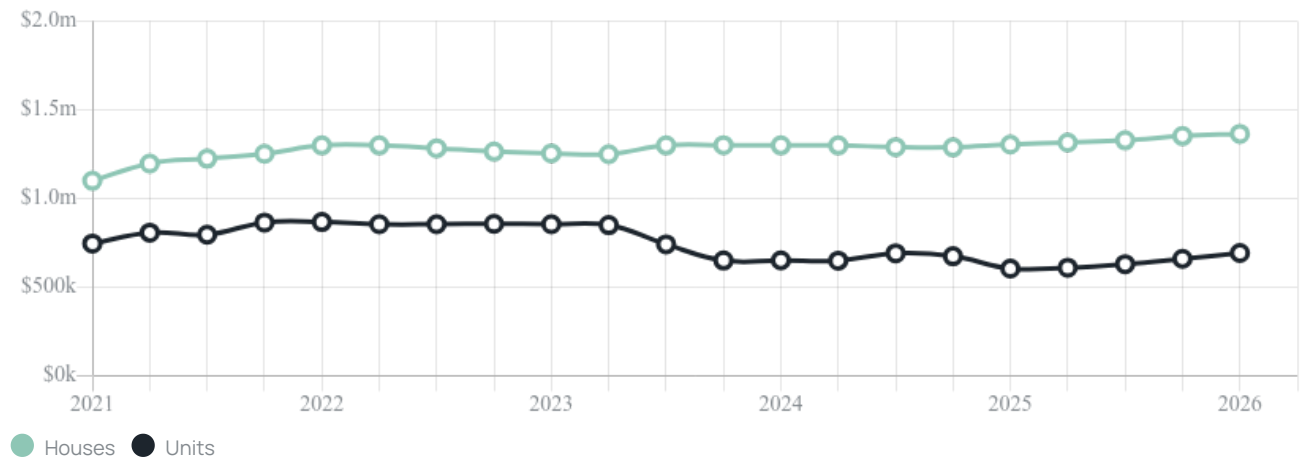
Median

\$693k

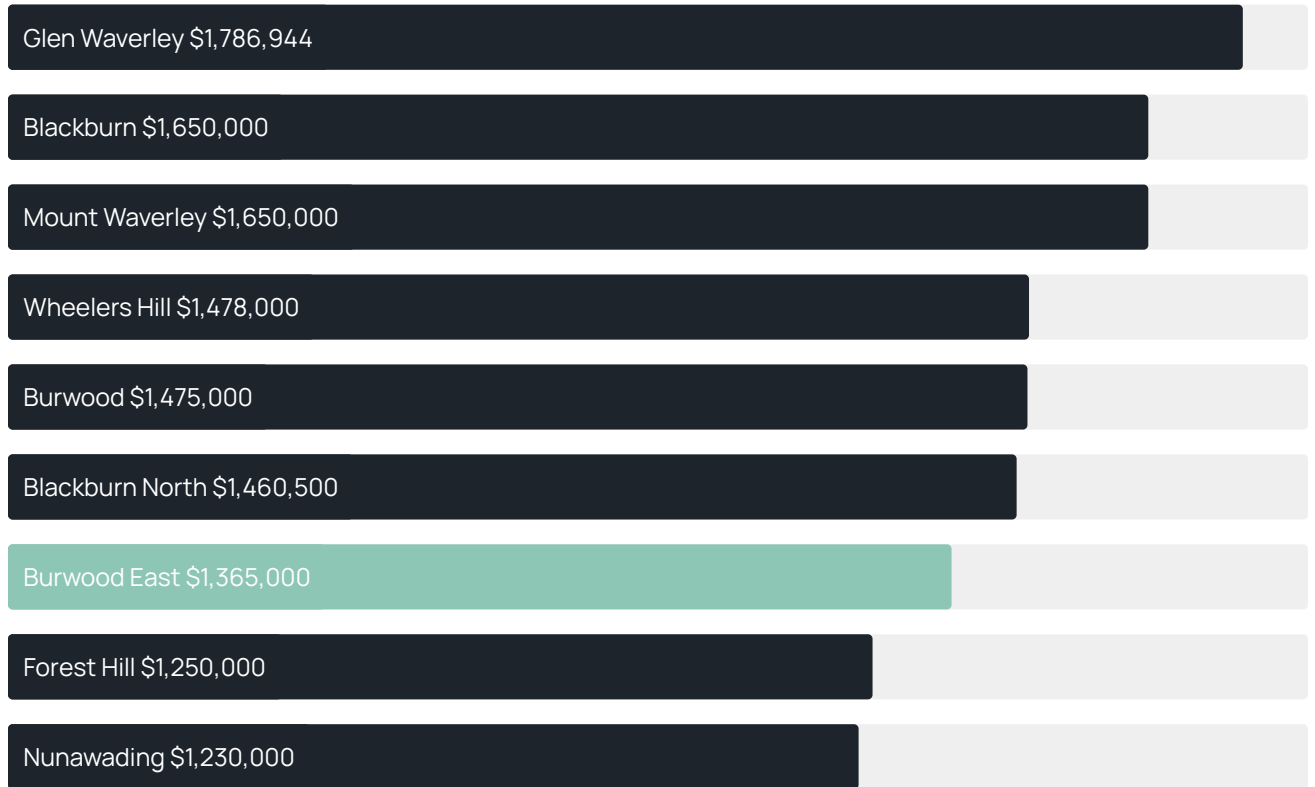
Quarterly price change

5.00% ↑

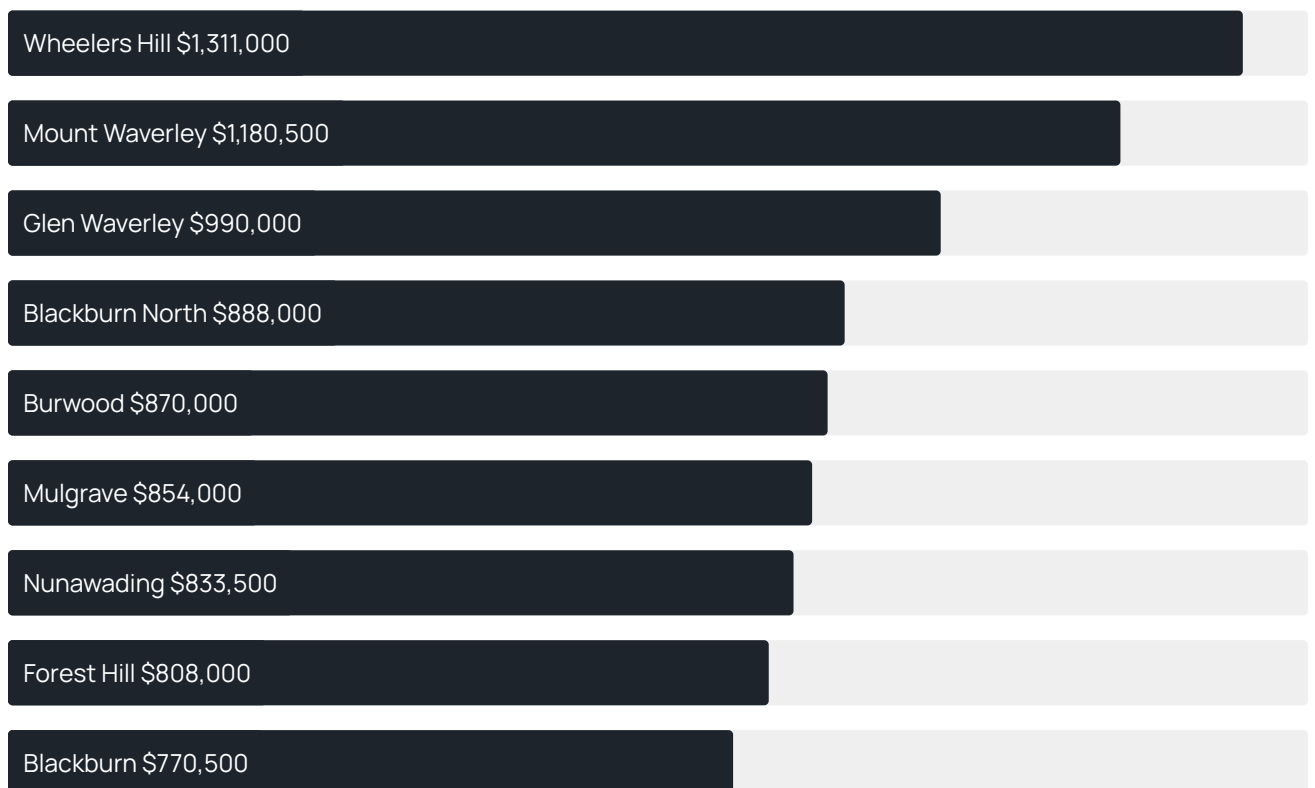
Quarterly price change¹



Median house price¹



Median unit price¹



Sale method²



Auction clearance rate³

77.42%

Median days on market³

26 days

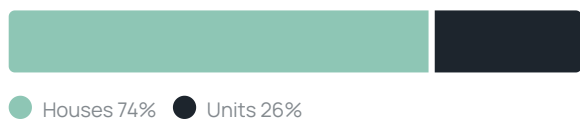
Jellis Craig average inspection attendance per listing⁴

26 groups

Average hold period¹

10.2 years

Dwelling type⁵



Ownership⁵



Population⁵

10,675

Median asking rent¹

\$680 per week

Population growth⁵

3.91%

Rental yield¹

2.49%

Median age⁵

41 years











Median household size⁵

2.6 people











BURWOOD EAST SUBURB REPORT

Recent Burwood East sales











Discover a snapshot of the most recent results for this suburb, to view the full 12 months of sales history, please go to jellisraig.com.au/suburb-reports

Address	Bedrooms	Type	Price	Sold
 585 Highbury Rd Burwood East	3	House	\$1,056,000	23 May 2026
 67 Northcote Cirt Burwood East	4	Townhouse	\$1,350,000	23 May 2026
 7 Joan Cr Burwood East	3	House	\$1,060,000	20 May 2026
 305/15 Foundation Blvd Burwood East	2	Apartment	\$605,000	16 May 2026
 23 Highview Gr Burwood East	4	Townhouse	\$1,380,000	16 May 2026
 50 Bonview Cr Burwood East	3	House	\$1,163,000	09 May 2026
 43 Newhaven Rd Burwood East	4	House	\$1,450,500	02 May 2026
 69 Benwerrin Dr Burwood East	3	House	\$1,236,000	02 May 2026
 29 Crick Wlk Burwood East	4	Townhouse	\$1,270,000	01 May 2026
 5 Pontin Ct BURWOOD EAST	5	House	\$1,400,000	29 Apr 2026

BURWOOD EAST SUBURB REPORT

Address	Bedrooms	Type	Price	Sold
 33 Bowen Cr Burwood East	3	House	\$1,232,888	28 Apr 2026
 306/213 Burwood Hwy Burwood East	2	Apartment	\$500,000	27 Apr 2026
 17 Joan Cr Burwood East	3	House	\$1,261,000	25 Apr 2026
 16 Moona St Burwood East	4	House	\$1,623,800	18 Apr 2026
 220/28 Foundation Blvd Burwood East	2	Apartment	\$670,000	15 Apr 2026
 3 Inga St Burwood East	4	House	\$1,331,000	11 Apr 2026
 9 Aruma Ct Burwood East	4	House	\$1,420,000	10 Apr 2026
 105/26 Foundation Blvd Burwood East	2	Apartment	\$712,000	07 Apr 2026
 31 Sevenoaks Rd Burwood East	4	House	\$1,375,000	28 Mar 2026
 22 Worthing Av Burwood East	4	House	\$1,350,000	27 Mar 2026

BURWOOD EAST SUBURB REPORT

Address	Bedrooms	Type	Price	Sold
 16 Banbury St Burwood East	3	House	\$1,495,000	21 Mar 2026
 1 Manooka St Burwood East	3	House	\$1,035,000	21 Mar 2026
 507/9 Foundation Blvd Burwood East	2	Apartment	\$650,000	20 Mar 2026
 103/213 Burwood Hwy Burwood East	2	Apartment	\$518,000	19 Mar 2026
 503/9 Foundation Blvd Burwood East	1	Apartment	\$405,000	19 Mar 2026
 109/13 Foundation Blvd Burwood East	1	Apartment	\$420,000	18 Mar 2026
 53 Dorothy St BURWOOD EAST	4	House	\$1,380,000	14 Mar 2026
 14a Sartori St Burwood East	4	House	\$1,325,000	11 Mar 2026
 2 Alawara Ct Burwood East	3	House	\$1,120,000	07 Mar 2026
 34 Rochdale Dr Burwood East	3	House	\$1,200,000	07 Mar 2026



Please contact your local Jellis Craig office

Jellis Craig acknowledges and pays our respects to the Bunurong People, the Wadawurrung People, the Dja Dja Wurrung People and the Wurundjeri People as the Traditional Owners and original custodians of the lands on which Jellis Craig operates.

Data is current as of PDF generation date 01/06/2026

- 1 Property Data Online, updated quarterly for the past 12 months
- 2 Property Data Online, updated daily for the past 12 months
- 3 Property Data Online, updated daily for the past quarter
- 4 Jellis Craig's average inspection attendance per listing (houses) over the last 12 months, updated daily
- 5 2021 Australian Census
- 6 Property Data Online, updated daily

This publication contains data, analytics, statistics and other information supplied by PROPERTYDATAONLINE PTY LTD (PropertyData). The data provided in this publication is of a general nature and should not be construed as specific advice or relied upon in lieu of appropriate professional advice.

PropertyData relies upon data supplied by third parties and while the data is checked and reviewed, PropertyData does not warrant the accuracy or completeness of the information to the full extent permitted by the law and excludes all loss or damage howsoever arising (including through negligence) in connection with the data supplied by PropertyData. The State of Victoria owns the copyright in the Property Sales Data and reproduction of that data in any way without the consent of the State of Victoria will constitute a breach of the Copyright Act 1968 (cth). The State of Victoria does not warrant the accuracy or completeness of the Property Sales Data and any person using or relying upon such information does so on the basis that the State of Victoria accepts no responsibility or liability whatsoever for any errors, faults, defects or omissions in the information supplied.