



Burwood

Suburb Report



Your connection to property insights



JellisCraig

BURWOOD SUBURB REPORT

Median house price¹

Median

\$1.51m

Quarterly price change

0.78% ↑

Median unit price¹

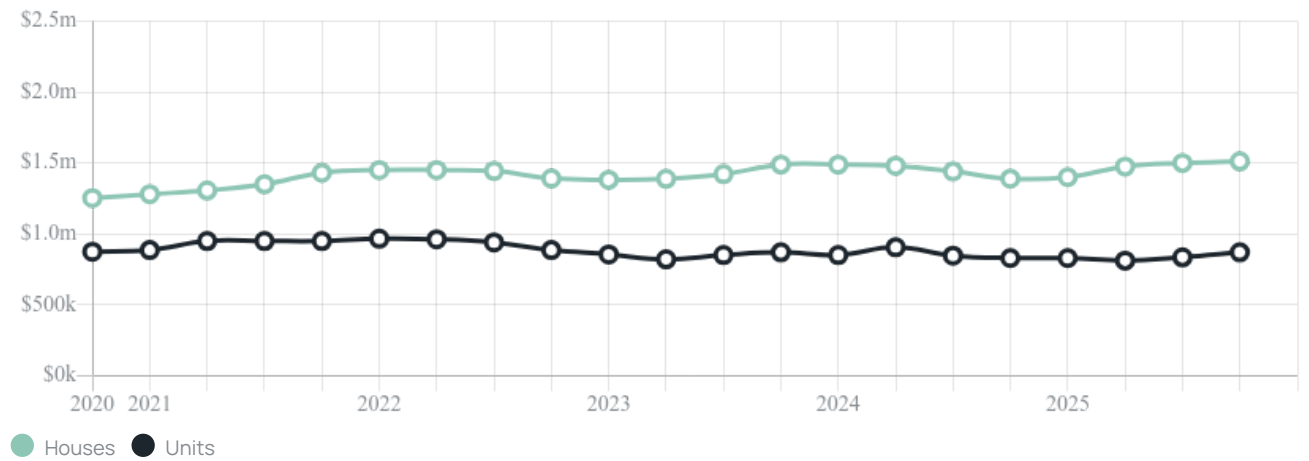
Median

\$870k

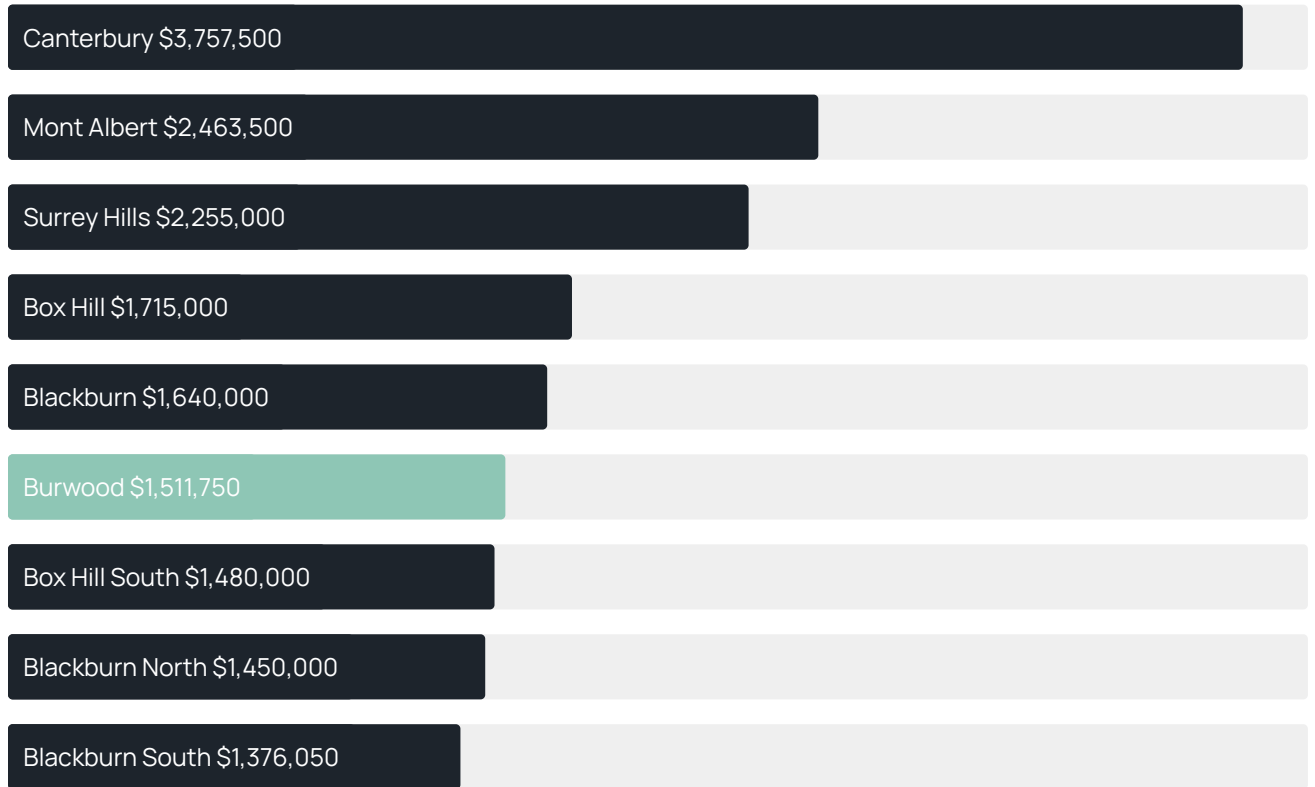
Quarterly price change

4.19% ↑

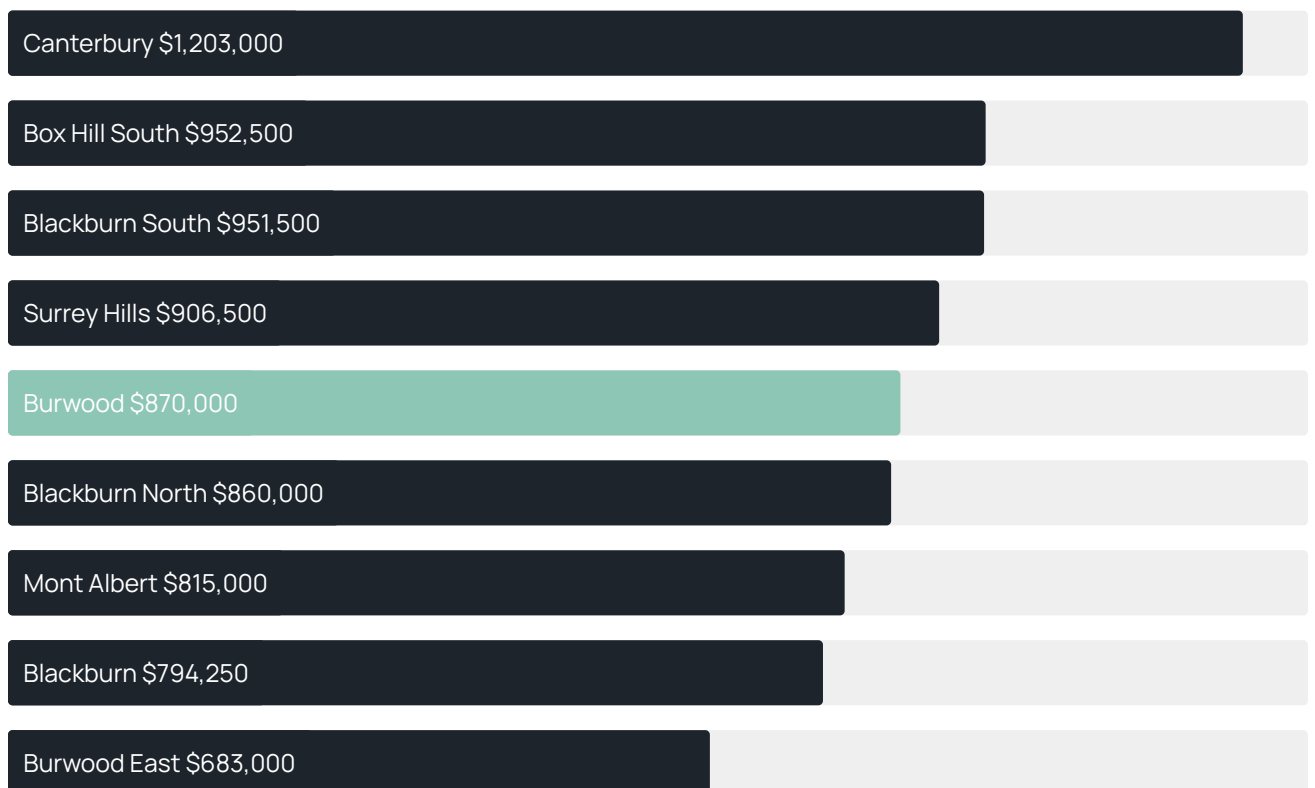
Quarterly price change¹



Median house price¹



Median unit price¹



Sale method²



- Auction 80%
- Private 20%

Auction clearance rate³

79.25%

Median days on market³

28 days

Jellis Craig average inspection attendance per listing⁴

28 groups

Average hold period¹

6.9 years

Dwelling type⁵



- Houses 58%
- Units 42%

Ownership⁵



- Owned outright 35%
- Mortgaged 31%
- Rented 34%

Population⁵

15,147

Median asking rent¹

\$700 per week

Population growth⁵

0.85%

Rental yield¹

2.37%

Median age⁵

34 years











Median household size⁵

2.5 people











BURWOOD SUBURB REPORT

Recent Burwood sales











Discover a snapshot of the most recent results for this suburb, to view the full 12 months of sales history, please go to jellisraig.com.au/suburb-reports

Address	Bedrooms	Type	Price	Sold
 7 Sutherland Pl Burwood	4	House	\$1,420,000	28 Mar 2026
 22 Tennyson St Burwood	3	House	\$1,262,000	28 Mar 2026
 9 Hughes St Burwood	3	House	\$1,202,000	28 Mar 2026
 149 Station St Burwood	4	House	\$1,030,000	23 Mar 2026
 22 Muyan Cirt Burwood	5	House	\$1,315,000	22 Mar 2026
 72 Somers St Burwood	3	House	\$1,565,000	21 Mar 2026
 4/31 Mccubbin St Burwood	3	Townhouse	\$924,000	19 Mar 2026
 37 McIntyre St Burwood	2	Flat/Unit/Apartment	\$850,000	16 Mar 2026
 34a Somers St Burwood	2	Unit	\$850,000	14 Mar 2026
 2/2 Yarra Bing Cr BURWOOD	2	Apartment	\$473,000	14 Mar 2026

BURWOOD SUBURB REPORT

Address	Bedrooms	Type	Price	Sold
 1/94 Parer St Burwood	4	Townhouse	\$1,470,000	07 Mar 2026
 75 Parer St Burwood	3	House	\$1,250,000	07 Mar 2026
 g2/47 McIntyre St Burwood	2	Apartment	\$715,000	04 Mar 2026
 11 Sunhill Av Burwood	3	House	\$1,300,000	28 Feb 2026
 1c Ivy St Burwood	3	House	\$1,382,000	28 Feb 2026
 46 Sixth Av Burwood	3	House	\$1,300,000	28 Feb 2026
 17 Peacock St Burwood	5	Townhouse	\$1,800,000	28 Feb 2026
 3/12 Newbigin St Burwood	3	Townhouse	\$1,205,000	28 Feb 2026
 1/54 Gillard St Burwood	4	Townhouse	\$1,505,000	28 Feb 2026
 41 Harrison Av Burwood	4	House	\$1,710,000	28 Feb 2026

BURWOOD SUBURB REPORT

Address	Bedrooms	Type	Price	Sold
 101/326-328 Burwood Hwy Burwood	2	Apartment	\$462,000	27 Feb 2026
 1/7 Church St Burwood	2	Unit	\$930,000	27 Feb 2026
 1a Monica St Burwood	4	Townhouse	\$1,260,000	26 Feb 2026
 114/386 Burwood Hwy Burwood	1	Apartment	\$149,000	23 Feb 2026
 14 Roslyn St Burwood	4	House	\$2,020,000	21 Feb 2026
 3/86 Roslyn St Burwood	2	Villa	\$835,000	16 Feb 2026
 29 McIntyre St Burwood	3	Townhouse	\$905,000	14 Feb 2026
 7/25-29 Roslyn St Burwood	2	Unit	\$823,000	14 Feb 2026
 4/1 Winton St Burwood	4	Townhouse	\$1,275,000	14 Feb 2026
 12 Bennett St Burwood	4	House	\$1,591,200	14 Feb 2026



Jellis Craig Glen Iris
45 High St, Glen Iris
03 9810 5000

Jellis Craig acknowledges and pays our respects to the Bunurong People, the Wadawurrung People, the Dja Dja Wurrung People and the Wurundjeri People as the Traditional Owners and original custodians of the lands on which Jellis Craig operates.

Data is current as of PDF generation date 01/04/2026

- 1 Property Data Online, updated quarterly for the past 12 months
- 2 Property Data Online, updated daily for the past 12 months
- 3 Property Data Online, updated daily for the past quarter
- 4 Jellis Craig's average inspection attendance per listing (houses) over the last 12 months, updated daily
- 5 2021 Australian Census
- 6 Property Data Online, updated daily

This publication contains data, analytics, statistics and other information supplied by PROPERTYDATAONLINE PTY LTD (PropertyData). The data provided in this publication is of a general nature and should not be construed as specific advice or relied upon in lieu of appropriate professional advice.

PropertyData relies upon data supplied by third parties and while the data is checked and reviewed, PropertyData does not warrant the accuracy or completeness of the information to the full extent permitted by the law and excludes all loss or damage howsoever arising (including through negligence) in connection with the data supplied by PropertyData. The State of Victoria owns the copyright in the Property Sales Data and reproduction of that data in any way without the consent of the State of Victoria will constitute a breach of the Copyright Act 1968 (cth). The State of Victoria does not warrant the accuracy or completeness of the Property Sales Data and any person using or relying upon such information does so on the basis that the State of Victoria accepts no responsibility or liability whatsoever for any errors, faults, defects or omissions in the information supplied.