

JellisCraig

CAMBERWELL

Suburb Report

Know your neighbourhood.



CAMBERWELL SUBURB REPORT

Median House Price*

Median

\$2.59m

Quarterly Price Change

0.58% ↑

Median Unit Price*

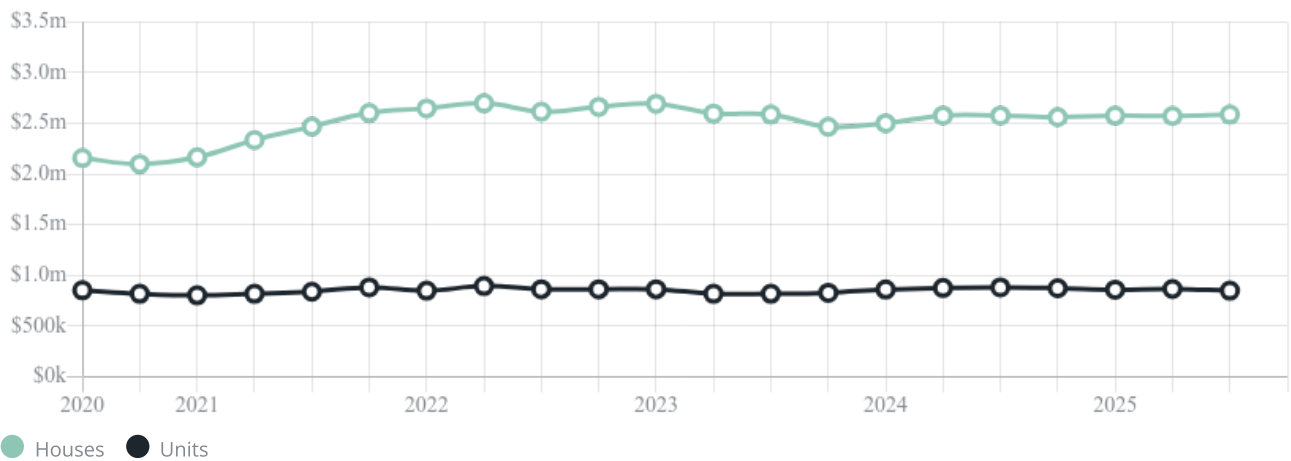
Median

\$850k

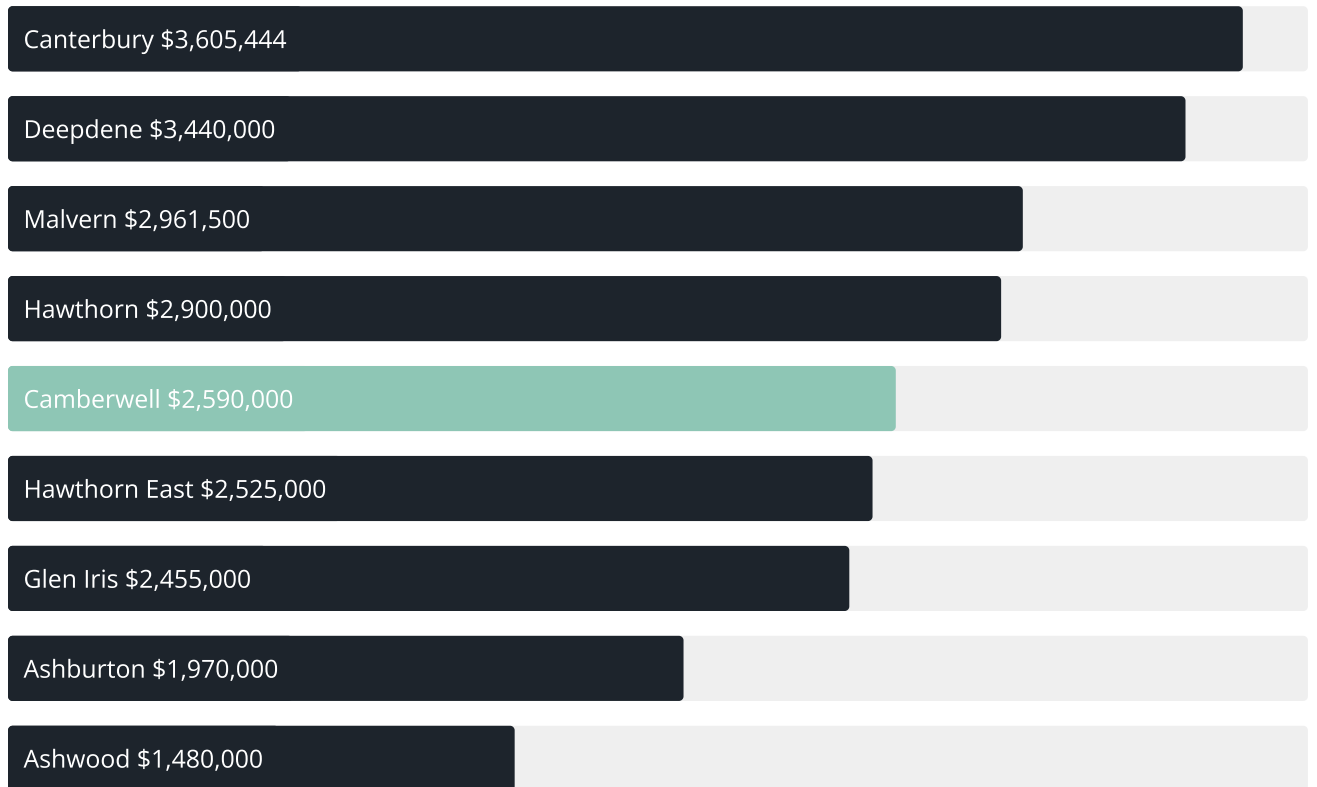
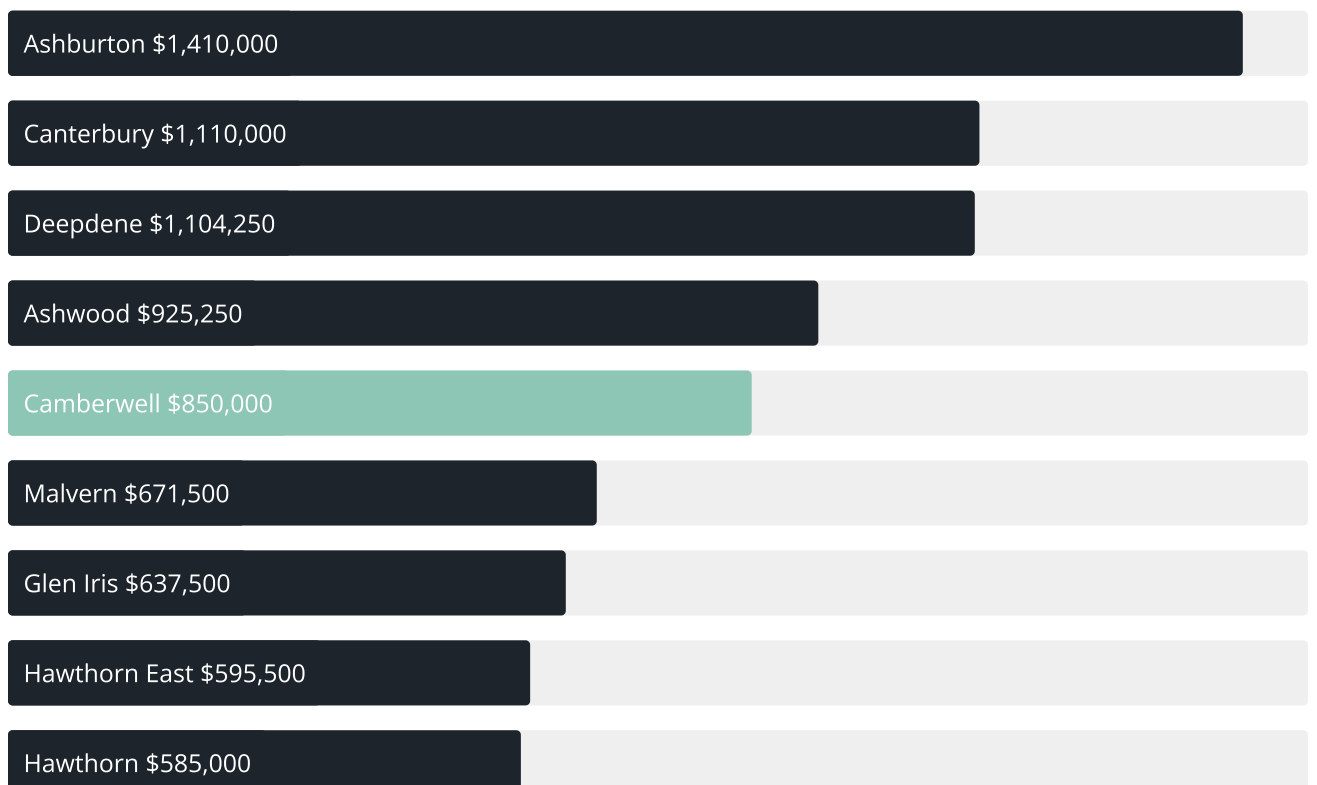
Quarterly Price Change

-2.01% ↓

Quarterly Price Change*



CAMBERWELL SUBURB REPORT

Median House Sale Price^{*}Median Unit Sale Price^{*}

CAMBERWELL SUBURB REPORT

Sale Method*



● Auction 83%
● Private 17%

Auction Clearance Rate*

70.77%

Median Days on Market^

25 days

Average Hold Period*

6.5 years

Dwelling Type^



● Houses 60% ● Units 40%

Ownership^



● Owned Outright 46% ● Mortgaged 32% ● Rented 23%

Population^

21,965

Median Asking Rent per week*

\$993

Population Growth^

-0.53%

Rental Yield*

1.92%

Median Age^











43 years

Median Household Size^











2.6 people

CAMBERWELL SUBURB REPORT











Discover a snapshot of the most recent results for this suburb, to view the full 12 months of sales history, please go to jellisicraig.com.au/suburbinsights

Address	Bedrooms	Type	Price	Sold
 1/27 Glencairn Av Camberwell	5	House	\$2,646,000	29 Nov 2025
 1/41 Prospect Hill Rd Camberwell	2	Villa	\$1,130,000	29 Nov 2025
 14 Tyrone St Camberwell	4	House	\$2,330,000	26 Nov 2025
 19 Orange Gr Camberwell	4	House	\$3,000,000	22 Nov 2025
 8 Fairholm Gr Camberwell	4	House	\$3,125,000	22 Nov 2025
 2 French St Camberwell	4	House	\$2,420,000	17 Nov 2025
 4/8-10 Morey St Camberwell	3	Townhouse	\$1,547,000	16 Nov 2025
 26 Halley Av Camberwell	4	House	\$2,341,000	15 Nov 2025
 3/14 Hollsmoor Rd Camberwell	4	Townhouse	\$1,610,000	15 Nov 2025
 4 Arlington St Camberwell	1	House	\$980,000	15 Nov 2025

CAMBERWELL SUBURB REPORT

Address	Bedrooms	Type	Price	Sold
 4/35 Carramar Av Camberwell	3	Unit	\$965,000	08 Nov 2025
 2/806 Burke Rd Camberwell	2	Apartment	\$1,075,000	08 Nov 2025
 1/29 Glencairn Av Camberwell	3	House	\$1,747,000	08 Nov 2025
 506/347 Camberwell Rd Camberwell	1	Apartment	\$403,000	30 Oct 2025
 107/994 Toorak Rd Camberwell	2	Apartment	\$650,000	30 Oct 2025
 128 Highfield Rd Camberwell	3	House	\$1,285,000	26 Oct 2025
 2/11 Jervis St Camberwell	2	Unit	\$1,062,000	25 Oct 2025
 G17/565 Camberwell Rd Camberwell	2	Strata Unit/Flat	\$505,000	25 Oct 2025
 3/29 Donna Buang St Camberwell	2	Townhouse	\$1,080,000	25 Oct 2025
 2/3 St Johns Av Camberwell	2	Unit	\$523,000	24 Oct 2025

CAMBERWELL SUBURB REPORT

Address	Bedrooms	Type	Price	Sold
 7/1349 Toorak Rd CAMBERWELL	2	Unit	\$705,000	23 Oct 2025
 17/217a Highfield Rd Camberwell	2	Unit	\$755,000	18 Oct 2025
 3/4 Hunter Rd Camberwell	3	Unit	\$1,192,500	18 Oct 2025
 22/596 Riversdale Rd Camberwell	2	Apartment	\$580,000	17 Oct 2025
 6/595 Burke Rd Camberwell	2	Flat/Unit/Apartment	\$1,080,000	17 Oct 2025
 13 Allambee Av Camberwell	6	House	\$8,710,000	16 Oct 2025
 6/698 Riversdale Rd Camberwell	3	Townhouse	\$1,171,000	16 Oct 2025
 303/6 Butler St Camberwell	3	Apartment	\$1,200,000	14 Oct 2025
 3/143 Fordham Av Camberwell	3	Townhouse	\$1,360,000	13 Oct 2025
 3/1017 Toorak Rd Camberwell	2	Townhouse	\$1,167,000	11 Oct 2025



Hawthorn Office
Level 4, 248 Burwood Road, Hawthorn
03 9810 5000

jellisraig.com.au

Data is current as of PDF generation date 01/12/2025

* Updated Quarterly for the past 12 months

^ Updated daily for the past quarter

~ Updated daily: 33 recent results.

This publication contains data, analytics, statistics and other information supplied by PROPERTYDATAONLINE PTY LTD (PropertyData). The data provided in this publication is of a general nature and should not be construed as specific advice or relied upon in lieu of appropriate professional advice.

PropertyData relies upon data supplied by third parties and while the data is checked and reviewed, PropertyData does not warrant the accuracy or completeness of the information to the full extent permitted by the law and excludes all loss or damage howsoever arising (including through negligence) in connection with the data supplied by PropertyData. The State of Victoria owns the copyright in the Property Sales Data and reproduction of that data in any way without the consent of the State of Victoria will constitute a breach of the Copyright Act 1968 (cth). The State of Victoria does not warrant the accuracy or completeness of the Property Sales Data and any person using or relying upon such information does so on the basis that the State of Victoria accepts no responsibility or liability whatsoever for any errors, faults, defects or omissions in the information supplied.