



Campbellfield

Suburb Report



Your connection to property insights



JellisCraig

CAMPBELLFIELD SUBURB REPORT

Median house price¹

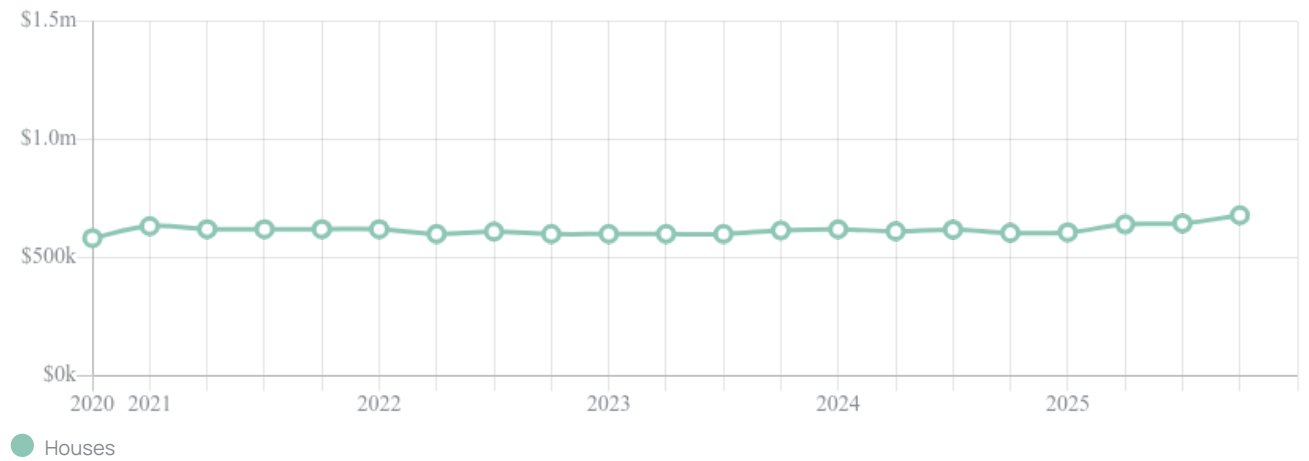
Median

\$679k

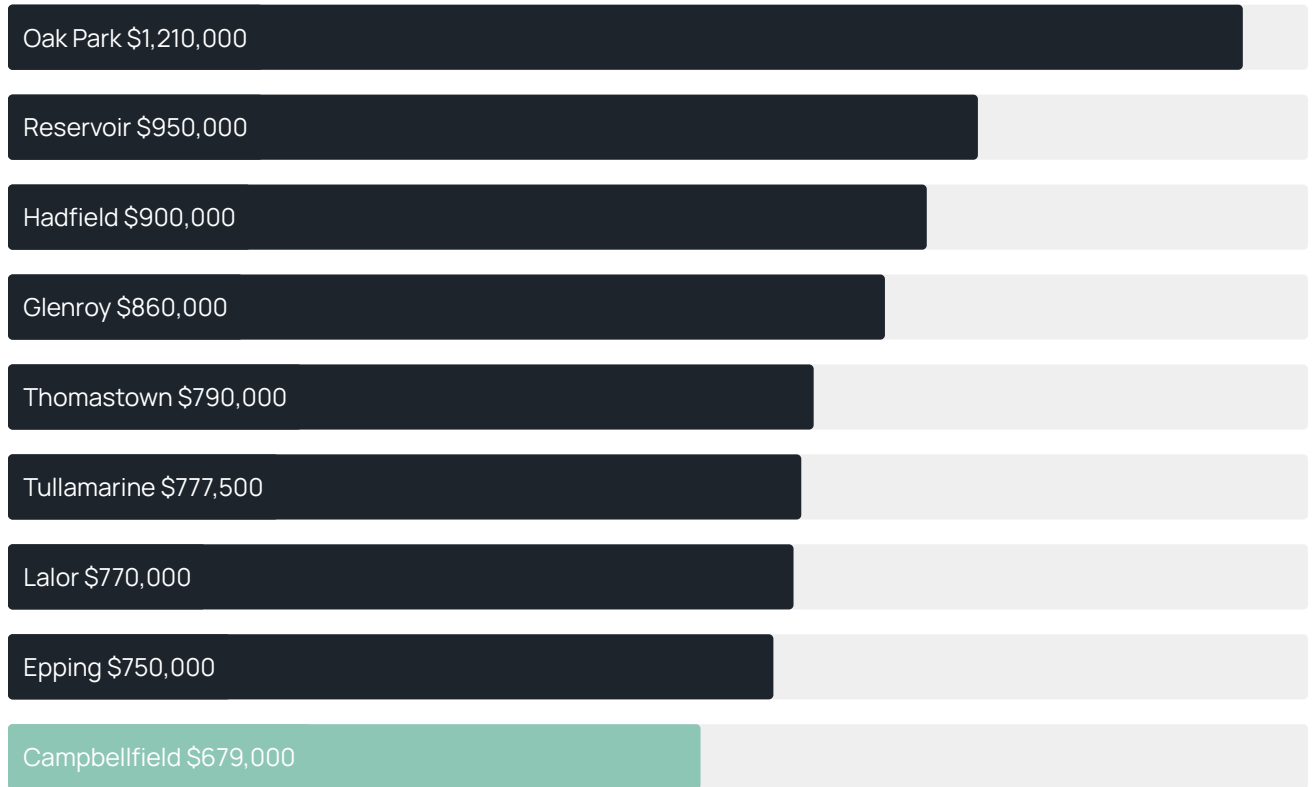
Quarterly price change

5.27% ↑

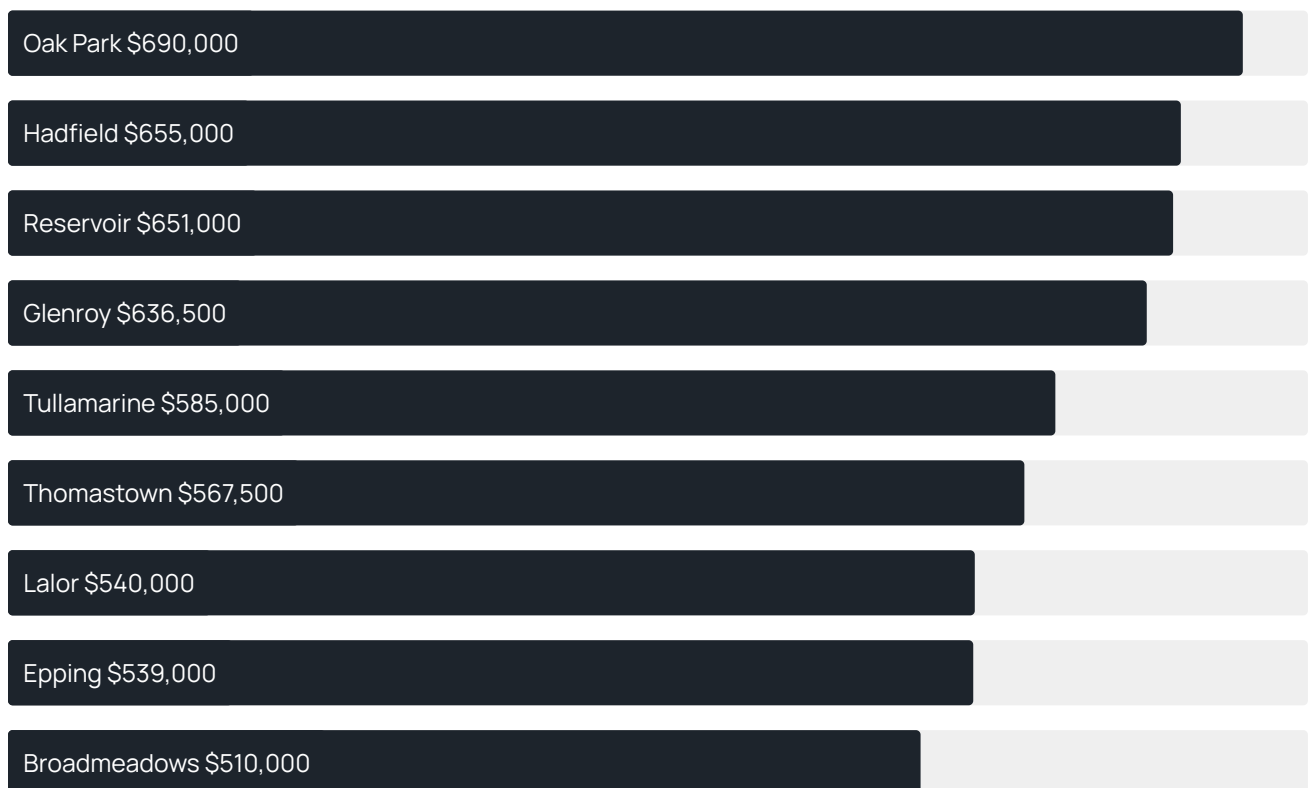
Quarterly price change¹



Median house price¹



Median unit price¹



Sale method²



● Auction 56%
● Private 44%

Auction clearance rate³

60%

Median days on market³

31 days

Jellis Craig average inspection attendance per listing⁴

31 groups

Average hold period¹

4.9 years

Dwelling type⁵



● Houses 85% ● Units 15%

Ownership⁵



● Owned outright 49% ● Mortgaged 37% ● Rented 14%

Population⁵

4,977

Median asking rent¹

\$540 per week

Population growth⁵

-1.56%

Rental yield¹

4%

Median age⁵

38 years











Median household size⁵

2.9 people











CAMPBELLFIELD SUBURB REPORT

Recent Campbellfield sales











Discover a snapshot of the most recent results for this suburb, to view the full 12 months of sales history, please go to jellisraig.com.au/suburb-reports

Address	Bedrooms	Type	Price	Sold
 4 Beech Ct Campbellfield	3	House	\$690,000	19 Mar 2026
 7 Misty St Campbellfield	3	House	\$637,500	12 Mar 2026
 34 Mason St Campbellfield	3	House	\$751,000	07 Mar 2026
 9/13 Church St CAMPBELLFIELD	1	Flat/Unit/Apartment	\$268,000	26 Feb 2026
 3/180 Somerset Rd Campbellfield	2	Flat/Unit/Apartment	\$455,000	31 Jan 2026
 2/1713 Sydney Rd Campbellfield	2	Unit	\$400,000	31 Jan 2026
 12 Misty St Campbellfield	3	House	\$680,000	22 Jan 2026
 31 Norwich Cr Campbellfield	3	House	\$340,000	18 Dec 2025
 4 Augusta Av Campbellfield	6	House	\$806,000	13 Dec 2025
 16 Chestnut St Campbellfield	4	House	\$679,000	13 Dec 2025

CAMPBELLFIELD SUBURB REPORT

Address	Bedrooms	Type	Price	Sold
 152 Somerset Rd Campbellfield	4	House	\$800,000	12 Dec 2025
 63 Lydia Av Campbellfield	3	House	\$580,786	12 Dec 2025
 29 Chestnut St Campbellfield	3	House	\$750,000	10 Dec 2025
 4 Keown Ct Campbellfield	3	House	\$785,000	27 Nov 2025
 5 Waratah St CAMPBELLFIELD	3	House	\$700,000	25 Nov 2025
 19 Samuel Dr Campbellfield	3	House	\$730,000	22 Nov 2025
 62 Sycamore Cr Campbellfield	3	House	\$740,000	13 Nov 2025
 2/24 Chestnut St Campbellfield	4	Flat/Unit/Apartment	\$690,000	10 Nov 2025
 83 Sycamore Cr Campbellfield	3	House	\$789,500	08 Nov 2025
 6 Olive Ct Campbellfield	3	House	\$780,000	06 Nov 2025

CAMPBELLFIELD SUBURB REPORT

Address	Bedrooms	Type	Price	Sold
 25 Oberon Blvd Campbellfield	3	House	\$747,000	27 Oct 2025
 504 Mahoneys Rd Campbellfield	4	House	\$699,000	24 Oct 2025
 52 Norwich Cr Campbellfield	3	House	\$640,000	23 Oct 2025
 34 Rainsford Tce Campbellfield	3	House	\$600,000	21 Oct 2025
 10 Poplar St Campbellfield	4	House	\$835,000	18 Oct 2025
 27 Cambridge Way Campbellfield	3	House	\$704,000	18 Oct 2025
 69 Mason St Campbellfield	3	House	\$672,000	16 Oct 2025
 33 Rainsford Tce Campbellfield	3	House	\$700,000	04 Oct 2025
 17 Poplar St Campbellfield	3	House	\$741,000	25 Sep 2025
 38 Blackwood Cr Campbellfield	5	House	\$803,000	20 Sep 2025



Jellis Craig Brunswick
179 Sydney Rd, Brunswick
03 9387 5888

Jellis Craig acknowledges and pays our respects to the Bunurong People, the Wadawurrung People, the Dja Dja Wurrung People and the Wurundjeri People as the Traditional Owners and original custodians of the lands on which Jellis Craig operates.

Data is current as of PDF generation date 01/04/2026

- 1 Property Data Online, updated quarterly for the past 12 months
- 2 Property Data Online, updated daily for the past 12 months
- 3 Property Data Online, updated daily for the past quarter
- 4 Jellis Craig's average inspection attendance per listing (houses) over the last 12 months, updated daily
- 5 2021 Australian Census
- 6 Property Data Online, updated daily

This publication contains data, analytics, statistics and other information supplied by PROPERTYDATAONLINE PTY LTD (PropertyData). The data provided in this publication is of a general nature and should not be construed as specific advice or relied upon in lieu of appropriate professional advice.

PropertyData relies upon data supplied by third parties and while the data is checked and reviewed, PropertyData does not warrant the accuracy or completeness of the information to the full extent permitted by the law and excludes all loss or damage howsoever arising (including through negligence) in connection with the data supplied by PropertyData. The State of Victoria owns the copyright in the Property Sales Data and reproduction of that data in any way without the consent of the State of Victoria will constitute a breach of the Copyright Act 1968 (cth). The State of Victoria does not warrant the accuracy or completeness of the Property Sales Data and any person using or relying upon such information does so on the basis that the State of Victoria accepts no responsibility or liability whatsoever for any errors, faults, defects or omissions in the information supplied.