

JellisCraig

CAMPBELLFIELD

Suburb Report

Know your neighbourhood.



CAMPBELLFIELD SUBURB REPORT

Median House Price*

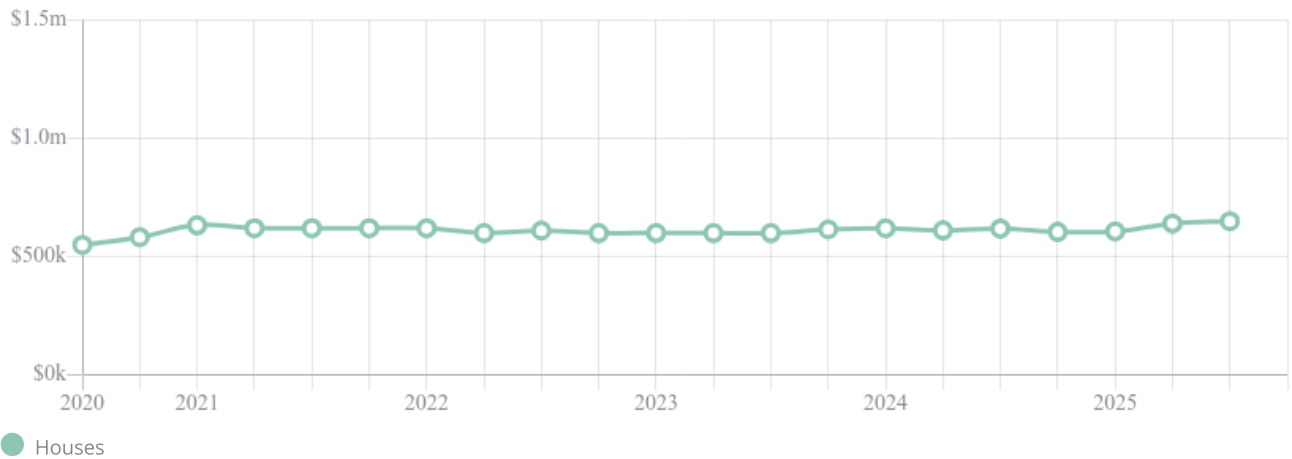
Median

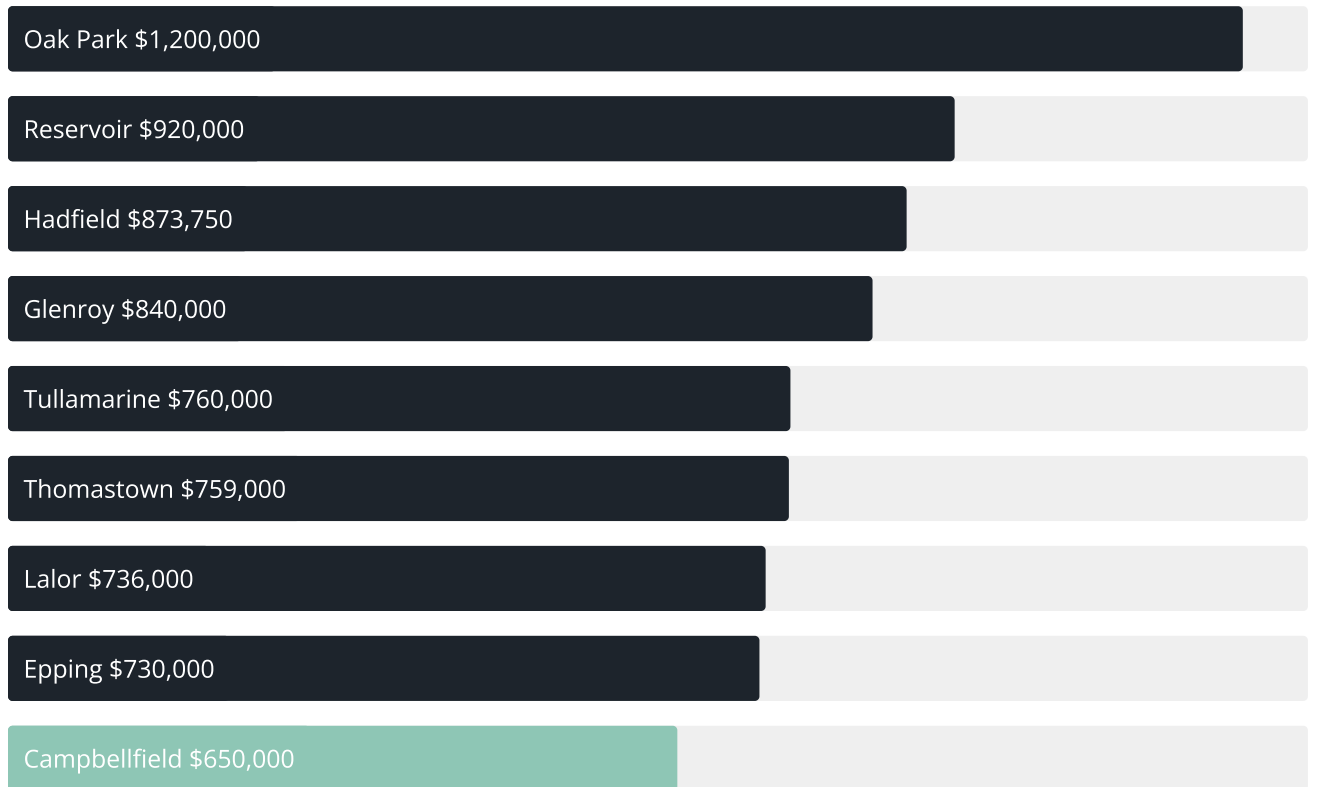
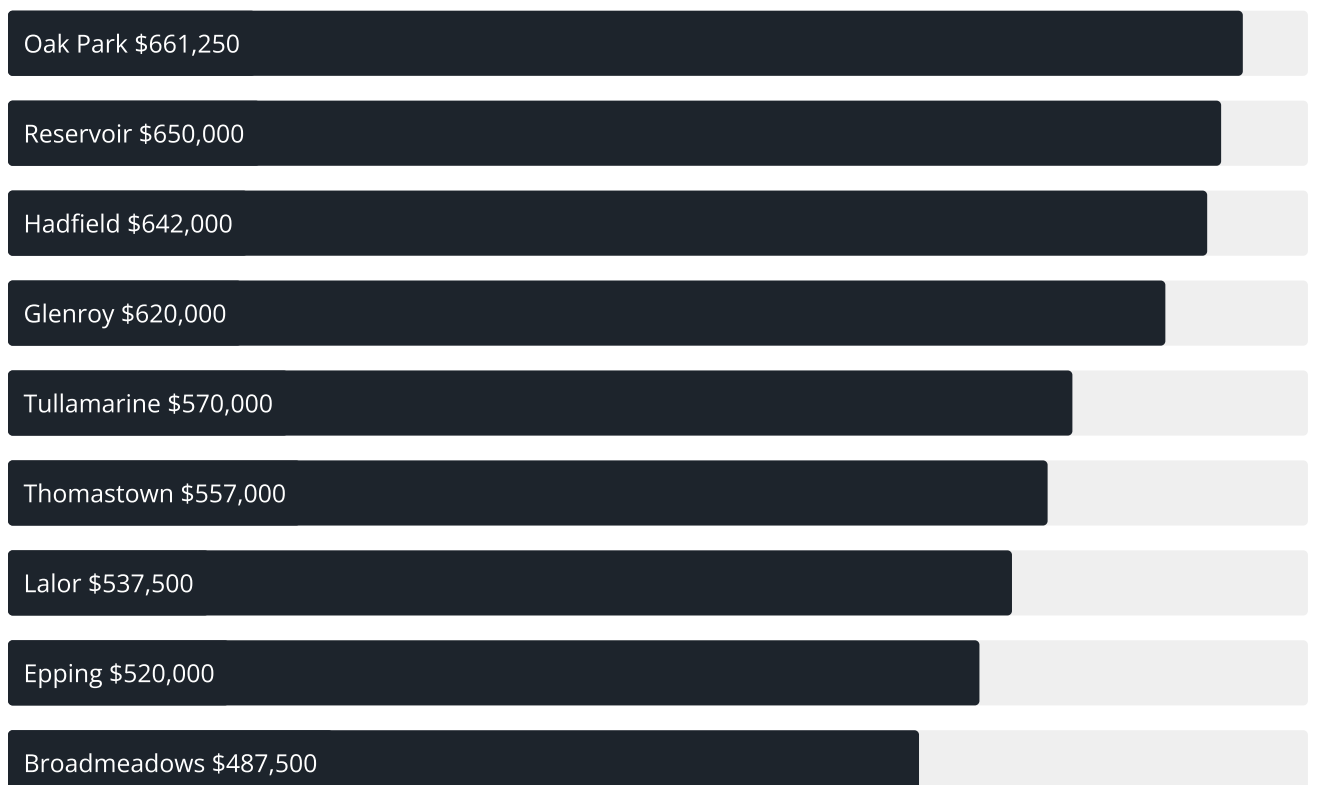
\$650k

Quarterly Price Change

1.48% ↑

Quarterly Price Change*



Median House Sale Price^{*}Median Unit Sale Price^{*}

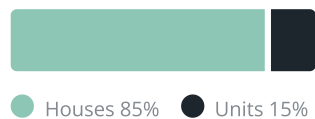
CAMPBELLFIELD SUBURB REPORT

Sale Method^{*}Auction Clearance Rate^{*}

88.89%

Average Hold Period^{*}

4.9 years

Dwelling Type[^]Ownership[^]Population[^]

4,977

Median Asking Rent per week^{*}

\$545

Population Growth[^]

-1.56%

Rental Yield^{*}

4%

Median Age[^]











38 years

Median Household Size[^]











2.9 people

CAMPBELLFIELD SUBURB REPORT











Discover a snapshot of the most recent results for this suburb, to view the full 12 months of sales history, please go to jellisraig.com.au/suburbinsights

| Address | Bedrooms | Type | Price | Sold |
|---|----------|--------------------------|-----------|----------------|
|  19 Samuel Dr Campbellfield | 3 | House | \$730,000 | 22 Nov 2025 |
|  83 Sycamore Cr Campbellfield | 3 | House | \$789,500 | 08 Nov 2025 |
|  34 Rainsford Tce Campbellfield | 3 | House | \$600,000 | 21 Oct 2025 |
|  27 Cambridge Way Campbellfield | 3 | House | \$704,000 | 18 Oct 2025 |
|  10 Poplar St Campbellfield | 4 | House | \$835,000 | 18 Oct 2025 |
|  33 Rainsford Tce Campbellfield | 3 | House | \$700,000 | 04 Oct 2025 |
|  17 Poplar St Campbellfield | 3 | House | \$741,000 | 25 Sep 2025 |
|  38 Blackwood Cr Campbellfield | 5 | House | \$803,000 | 20 Sep 2025 |
|  63a Mont Albert Dr Campbellfield | 2 | Strata Unit/Townhouse | \$485,000 | 20 Sep 2025 |
|  13 Cambridge Way Campbellfield | 3 | House | \$298,000 | 13 Sep 2025 |

CAMPBELLFIELD SUBURB REPORT

| Address | Bedrooms | Type | Price | Sold |
|--|----------|-------|-----------|-------------|
|  273 Barry Rd Campbellfield | 3 | House | \$638,500 | 04 Sep 2025 |
|  86 Sycamore Cr Campbellfield | 2 | House | \$700,000 | 01 Sep 2025 |
|  9/9 Hull Dr Campbellfield | 3 | Unit | \$531,000 | 19 Aug 2025 |
|  1675 Sydney Rd Campbellfield | 3 | Land | \$510,000 | 18 Aug 2025 |
|  3 Sycamore Cr Campbellfield | 3 | House | \$668,000 | 09 Aug 2025 |
|  47 Augusta Av Campbellfield | 2 | House | \$350,000 | 07 Aug 2025 |
|  12 Susan Ct Campbellfield | 3 | House | \$607,000 | 03 Aug 2025 |
|  37 Augusta Av Campbellfield | 1 | House | \$417,000 | 26 Jul 2025 |
|  9 Campbell St Campbellfield | 2 | House | \$750,000 | 22 Jul 2025 |
|  5B Augusta Av Campbellfield | 1 | House | \$600,000 | 21 Jul 2025 |

CAMPBELLFIELD SUBURB REPORT

| Address | Bedrooms | Type | Price | Sold |
|--|----------|-----------|-----------|-------------|
|  8 Susan Ct Campbellfield | 3 | House | \$610,000 | 17 Jul 2025 |
|  3/23 Campbell St Campbellfield | 2 | Townhouse | \$525,000 | 12 Jul 2025 |
|  28 Augusta Av Campbellfield | 3 | House | \$660,000 | 08 Jul 2025 |
|  7 Kalgoorlie Ct Campbellfield | 3 | House | \$785,000 | 05 Jul 2025 |
|  4 Cheviot Rd Campbellfield | 3 | House | \$708,000 | 05 Jul 2025 |
|  27 Waratah St Campbellfield | 3 | House | \$645,000 | 01 Jul 2025 |
|  13 Blackwood Cr Campbellfield | 4 | House | \$750,000 | 26 Jun 2025 |
|  8 Lydia Av Campbellfield | 4 | House | \$678,500 | 21 Jun 2025 |
|  4 Sycamore Cr Campbellfield | 3 | House | \$625,000 | 15 May 2025 |
|  24 Blackwood Cr Campbellfield | 3 | House | \$750,500 | 10 May 2025 |



Brunswick Office
179 Sydney Rd, Brunswick
03 9387 5888

jellisraig.com.au

Data is current as of PDF generation date 01/12/2025

* Updated Quarterly for the past 12 months

^ Updated daily for the past quarter

~ Updated daily: 33 recent results.

This publication contains data, analytics, statistics and other information supplied by PROPERTYDATAONLINE PTY LTD (PropertyData). The data provided in this publication is of a general nature and should not be construed as specific advice or relied upon in lieu of appropriate professional advice.

PropertyData relies upon data supplied by third parties and while the data is checked and reviewed, PropertyData does not warrant the accuracy or completeness of the information to the full extent permitted by the law and excludes all loss or damage howsoever arising (including through negligence) in connection with the data supplied by PropertyData. The State of Victoria owns the copyright in the Property Sales Data and reproduction of that data in any way without the consent of the State of Victoria will constitute a breach of the Copyright Act 1968 (cth). The State of Victoria does not warrant the accuracy or completeness of the Property Sales Data and any person using or relying upon such information does so on the basis that the State of Victoria accepts no responsibility or liability whatsoever for any errors, faults, defects or omissions in the information supplied.