



Campbells Creek

Suburb Report



Your connection to property insights



JellisCraig

Median house price¹

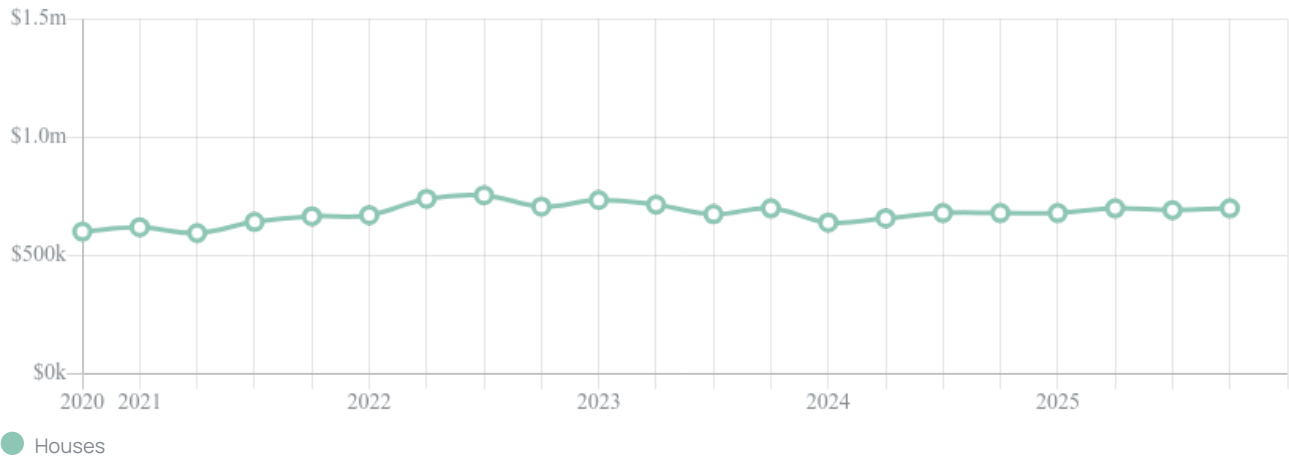
Median

\$700k

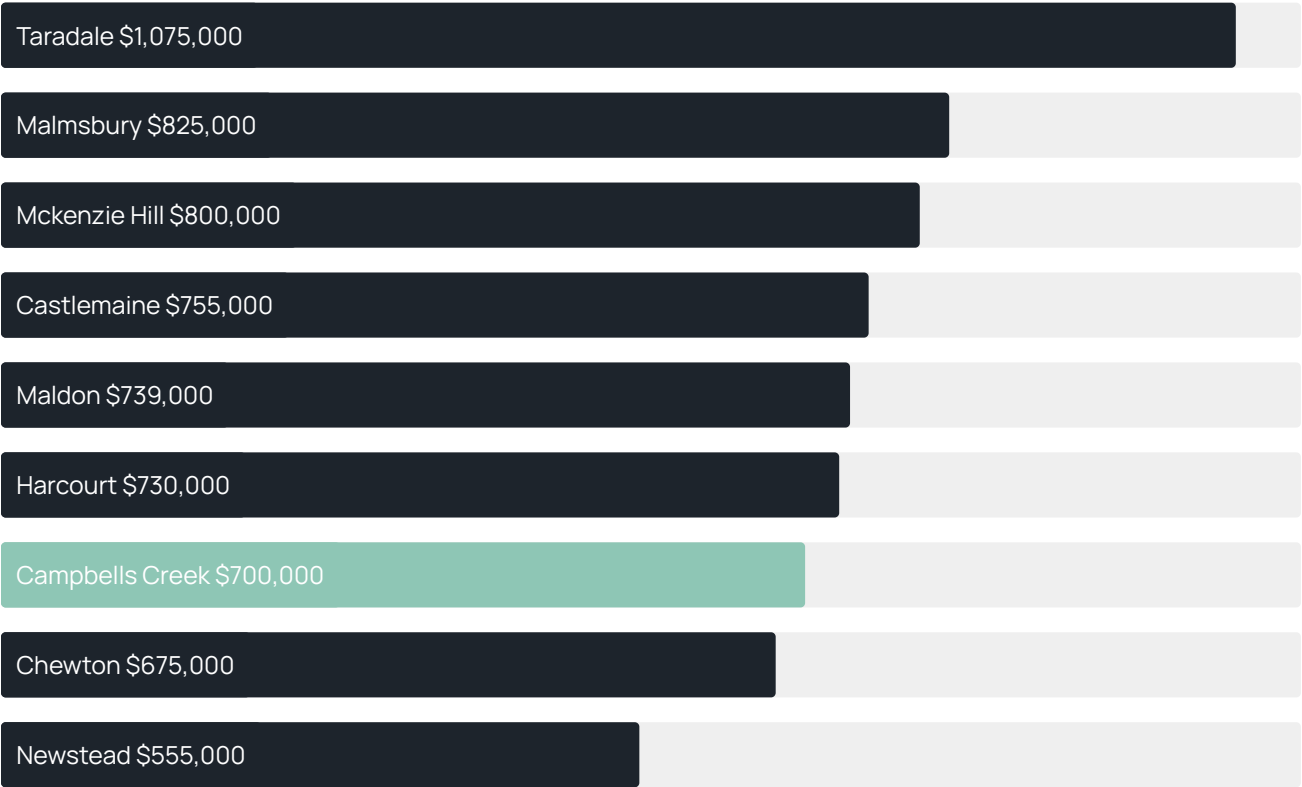
Quarterly price change

1.15% ↑

Quarterly price change¹



Median house price¹



Sale method²

● Private 100%

Median days on market³

166 days

Average hold period¹

5.5 years

Dwelling type⁵

● Houses 98% ● Units 2%

Ownership⁵

● Owned outright 42% ● Mortgaged 48% ● Rented 10%

Population⁵

2,071

Median asking rent¹

\$570 per week

Population growth⁵

15.96%

Rental yield¹

3.83%

Median age⁵

44 years











Median household size⁵

2.5 people











CAMPBELLS CREEK SUBURB REPORT

Recent Campbells Creek sales











Discover a snapshot of the most recent results for this suburb, to view the full 12 months of sales history, please go to jellisraig.com.au/suburb-reports

Address	Bedrooms	Type	Price	Sold
 11a Eleanor Dr Campbells Creek	2	House	\$560,000	28 Jan 2026
 5 Banksia Ct Campbells Creek	4	House	\$870,000	27 Jan 2026
 32 Main Rd Campbells Creek	4	House	\$650,000	04 Jan 2026
 121 Main Rd Campbells Creek	1	House	\$595,000	23 Dec 2025
 2 Princess St Campbells Creek	3	House	\$759,000	23 Dec 2025
 12 Chapel St Campbells Creek	3	House	\$695,000	22 Dec 2025
 18 Broad Rd Campbells Creek	3	House	\$752,500	27 Nov 2025
 72 Fryers Rd Campbells Creek	4	House	\$650,000	20 Nov 2025
 11 Main Rd CAMPBELLS CREEK	4	House	\$735,000	30 Oct 2025
 58 Main Rd CAMPBELLS CREEK	2	House	\$655,000	28 Oct 2025

CAMPBELLS CREEK SUBURB REPORT

Address	Bedrooms	Type	Price	Sold
 76 Moscript St CAMPBELLS CREEK	4	House	\$780,000	28 Oct 2025
 3 Shilney Ct Campbells Creek	4	House	\$675,000	22 Oct 2025
 95 Stephen St Campbells Creek	5	House	\$837,500	21 Oct 2025
 28 Webbs Rd Campbells Creek	4	House	\$990,000	20 Oct 2025
 1B Roalties Pl Campbells Creek	3	House	\$665,000	15 Oct 2025
 6 Catherine Ct CAMPBELLS CREEK	3	House	\$845,000	09 Oct 2025
 10 Moscript St Campbells Creek	3	House	\$600,000	09 Oct 2025
 62 Midland Hwy Campbells Creek	4	House	\$700,000	06 Oct 2025
 2/9 Moscript St Campbells Creek	2	House	\$490,000	30 Sep 2025
 14a Chapel St Campbells Creek	3	House	\$695,000	29 Sep 2025

CAMPBELLS CREEK SUBURB REPORT

Address	Bedrooms	Type	Price	Sold
 39 Midland Hwy Campbells Creek	3	House	\$650,000	24 Sep 2025
 140 Main Rd Campbells Creek	3	House	\$500,000	22 Sep 2025
 19 Elizabeth St Campbells Creek	4	House	\$1,030,000	19 Sep 2025
 43 Main Rd Campbells Creek	2	House	\$620,000	18 Sep 2025
 7 Kateesha Ct Campbells Creek	4	House	\$694,000	16 Sep 2025
 4 Maxwell Rd Campbells Creek	3	House	\$220,000	11 Sep 2025
 2 Chapel St Campbells Creek	3	House	\$585,000	09 Sep 2025
 8 Roalties Pl Campbells Creek	4	House	\$755,000	03 Sep 2025
 38 Brigade Av Campbells Creek	0	Land	\$203,500	01 Sep 2025
 2 Stephen St Campbells Creek	2	House	\$557,000	29 Aug 2025



Jellis Craig Castlemaine
164 Barker Street, Castlemaine
03 5472 1155

Jellis Craig acknowledges and pays our respects to the Bunurong People, the Wadawurrung People, the Dja Dja Wurrung People and the Wurundjeri People as the Traditional Owners and original custodians of the lands on which Jellis Craig operates.

Data is current as of PDF generation date 01/02/2026

- 1 Property Data Online, updated quarterly for the past 12 months
- 2 Property Data Online, updated daily for the past 12 months
- 3 Property Data Online, updated daily for the past quarter
- 4 Jellis Craig's average inspection attendance per listing (houses) over the last 12 months, updated daily
- 5 2021 Australian Census
- 6 Property Data Online, updated daily

This publication contains data, analytics, statistics and other information supplied by PROPERTYDATAONLINE PTY LTD (PropertyData). The data provided in this publication is of a general nature and should not be construed as specific advice or relied upon in lieu of appropriate professional advice.

PropertyData relies upon data supplied by third parties and while the data is checked and reviewed, PropertyData does not warrant the accuracy or completeness of the information to the full extent permitted by the law and excludes all loss or damage howsoever arising (including through negligence) in connection with the data supplied by PropertyData. The State of Victoria owns the copyright in the Property Sales Data and reproduction of that data in any way without the consent of the State of Victoria will constitute a breach of the Copyright Act 1968 (cth). The State of Victoria does not warrant the accuracy or completeness of the Property Sales Data and any person using or relying upon such information does so on the basis that the State of Victoria accepts no responsibility or liability whatsoever for any errors, faults, defects or omissions in the information supplied.