

JellisCraig

CAMPBELLS CREEK

Suburb Report

Know your neighbourhood.



CAMPBELLS CREEK SUBURB REPORT

Median House Price*

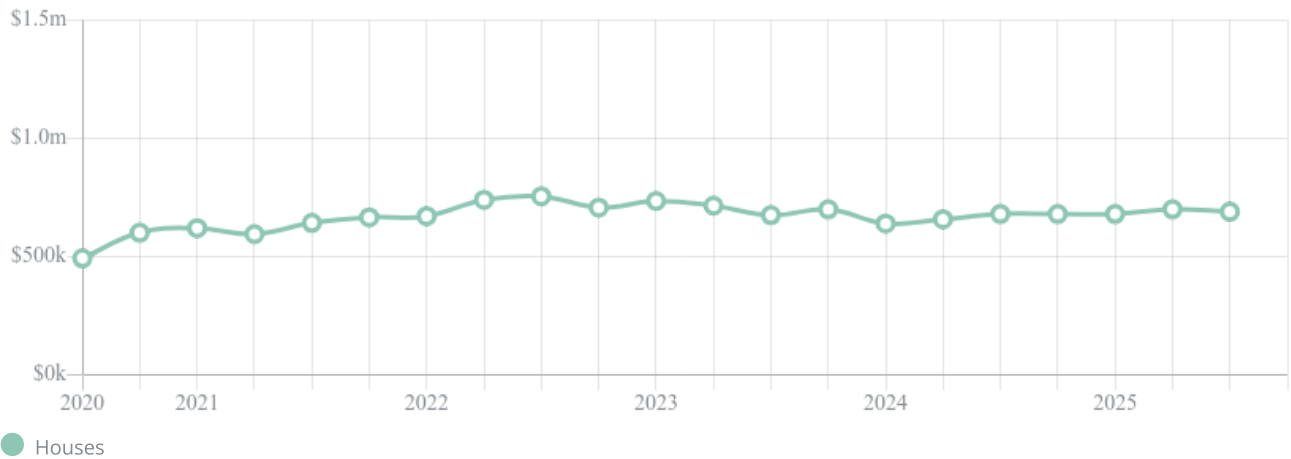
Median

\$690k

Quarterly Price Change

-1.42% ↓

Quarterly Price Change*



Median House Sale Price*



CAMPBELLS CREEK SUBURB REPORT

Sale Method^{*}

● Private 100%

Median Days on Market[^]

112 days

Average Hold Period^{*}

5.5 years

Dwelling Type[^]

● Houses 98% ● Units 2%

Ownership[^]

● Owned Outright 42% ● Mortgaged 48% ● Rented 10%

Population[^]

2,071

Median Asking Rent per week^{*}

\$500

Population Growth[^]

15.96%

Rental Yield^{*}

3.83%

Median Age[^]











44 years

Median Household Size[^]











2.5 people

CAMPBELLS CREEK SUBURB REPORT











Discover a snapshot of the most recent results for this suburb, to view the full 12 months of sales history, please go to jellisraig.com.au/suburbinsights

Address	Bedrooms	Type	Price	Sold
 2 Princess St Campbells Creek	3	House	\$759,000	23 Dec 2025
 12 Chapel St Campbells Creek	3	House	\$695,000	22 Dec 2025
 18 Broad Rd Campbells Creek	3	House	\$752,500	27 Nov 2025
 72 Fryers Rd Campbells Creek	4	House	\$650,000	20 Nov 2025
 11 Main Rd CAMPBELLS CREEK	4	House	\$735,000	30 Oct 2025
 76 Moscript St CAMPBELLS CREEK	4	House	\$780,000	28 Oct 2025
 58 Main Rd CAMPBELLS CREEK	2	House	\$655,000	28 Oct 2025
 3 Shilney Ct Campbells Creek	4	House	\$675,000	22 Oct 2025
 95 Stephen St Campbells Creek	5	House	\$837,500	21 Oct 2025
 28 Webbs Rd Campbells Creek	4	House	\$990,000	20 Oct 2025

CAMPBELLS CREEK SUBURB REPORT

Address	Bedrooms	Type	Price	Sold
 1B Roalties Pl Campbells Creek	3	House	\$665,000	15 Oct 2025
 6 Catherine Ct CAMPBELLS CREEK	3	House	\$845,000	09 Oct 2025
 10 Moscript St Campbells Creek	3	House	\$600,000	09 Oct 2025
 62 Midland Hwy Campbells Creek	4	House	\$700,000	06 Oct 2025
 2/9 Moscript St Campbells Creek	2	House	\$490,000	30 Sep 2025
 14a Chapel St Campbells Creek	3	House	\$695,000	29 Sep 2025
 39 Midland Hwy Campbells Creek	3	House	\$650,000	24 Sep 2025
 140 Main Rd Campbells Creek	3	House	\$500,000	22 Sep 2025
 19 Elizabeth St Campbells Creek	4	House	\$1,030,000	19 Sep 2025
 43 Main Rd Campbells Creek	2	House	\$620,000	18 Sep 2025

CAMPBELLS CREEK SUBURB REPORT

Address	Bedrooms	Type	Price	Sold
 7 Kateesha Ct Campbells Creek	4	House	\$694,000	16 Sep 2025
 4 Maxwell Rd Campbells Creek	3	House	\$220,000	11 Sep 2025
 2 Chapel St Campbells Creek	3	House	\$585,000	09 Sep 2025
 8 Roalties Pl Campbells Creek	4	House	\$755,000	03 Sep 2025
 38 Brigade Av Campbells Creek	0	Land	\$203,500	01 Sep 2025
 2 Stephen St Campbells Creek	2	House	\$557,000	29 Aug 2025
 32 Moscript St Campbells Creek	4	House	\$620,000	13 Aug 2025
 19 Webbs Rd Campbells Creek	4	House	\$850,000	12 Aug 2025
 11 Donkey Gully Rd Campbells Creek	3	House	\$690,000	08 Aug 2025
 101 Main Rd Campbells Creek	2	House	\$690,000	05 Aug 2025



Castlemaine Office
164 Barker Street, Castlemaine
03 5472 1155

jellisrcraig.com.au

Data is current as of PDF generation date 01/01/2026

* Updated Quarterly for the past 12 months

^ Updated daily for the past quarter

~ Updated daily: 33 recent results.

This publication contains data, analytics, statistics and other information supplied by PROPERTYDATAONLINE PTY LTD (PropertyData). The data provided in this publication is of a general nature and should not be construed as specific advice or relied upon in lieu of appropriate professional advice.

PropertyData relies upon data supplied by third parties and while the data is checked and reviewed, PropertyData does not warrant the accuracy or completeness of the information to the full extent permitted by the law and excludes all loss or damage howsoever arising (including through negligence) in connection with the data supplied by PropertyData. The State of Victoria owns the copyright in the Property Sales Data and reproduction of that data in any way without the consent of the State of Victoria will constitute a breach of the Copyright Act 1968 (cth). The State of Victoria does not warrant the accuracy or completeness of the Property Sales Data and any person using or relying upon such information does so on the basis that the State of Victoria accepts no responsibility or liability whatsoever for any errors, faults, defects or omissions in the information supplied.