



Canterbury

# Suburb Report



Your connection to property insights



**JellisCraig**

CANTERBURY SUBURB REPORT

Median house price<sup>1</sup>

Median

\$3.68m

Quarterly price change

-2.19% ↓

Median unit price<sup>1</sup>

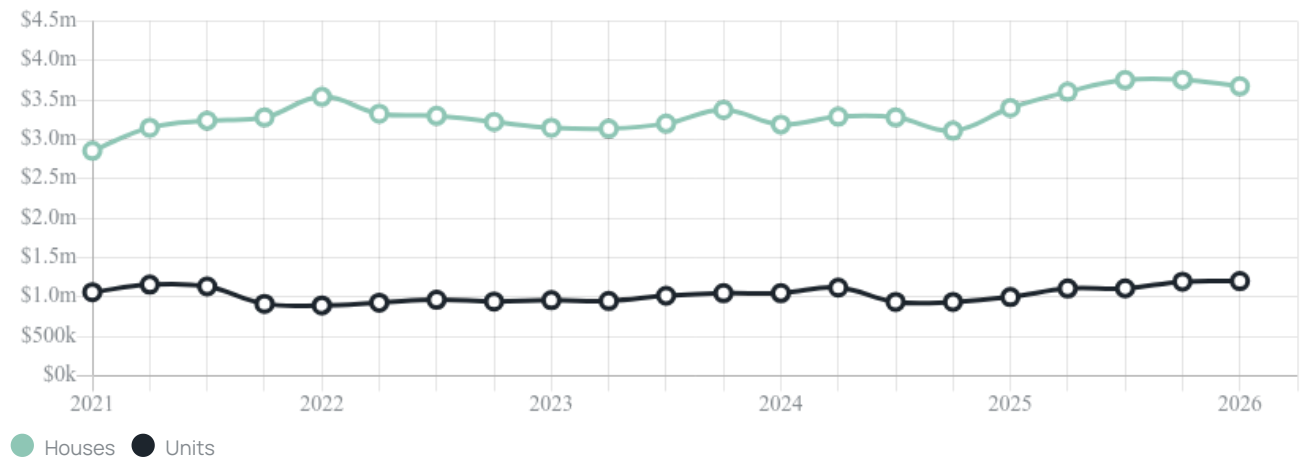
Median

\$1.20m

Quarterly price change

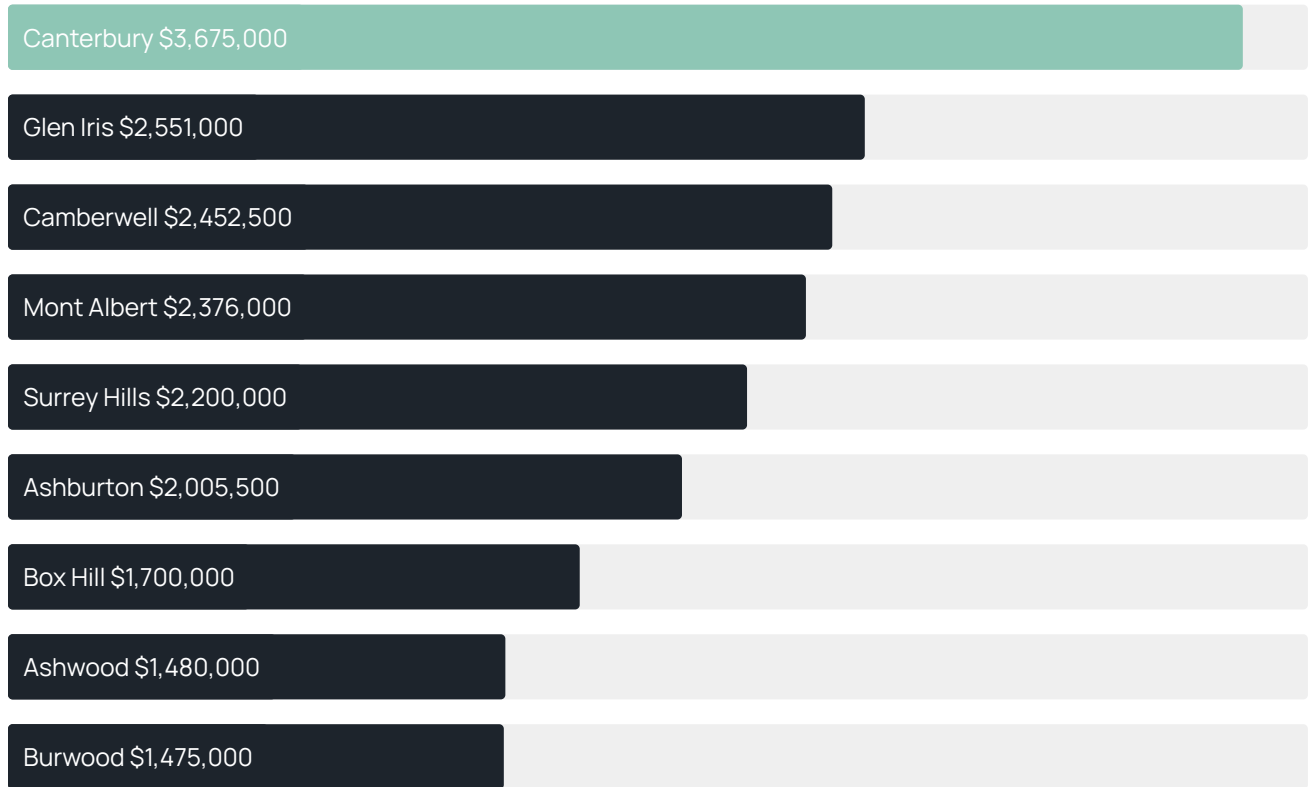
0.62% ↑

Quarterly price change<sup>1</sup>

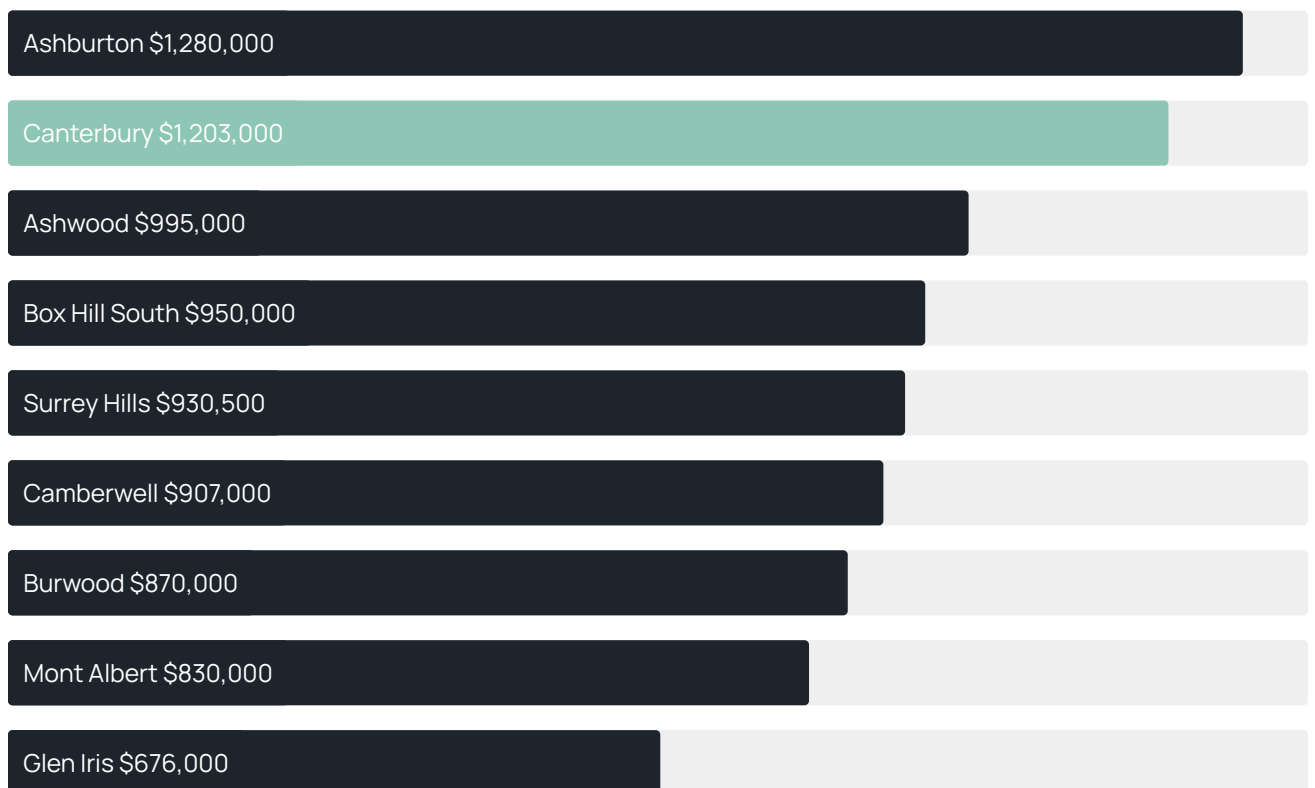


CANTERBURY SUBURB REPORT

Median house price<sup>1</sup>



Median unit price<sup>1</sup>



Sale method<sup>2</sup>



● Auction 78%  
● Private 22%

Auction clearance rate<sup>3</sup>

80%

Median days on market<sup>3</sup>

28 days

Jellis Craig average inspection attendance per listing<sup>4</sup>

28 groups

Average hold period<sup>1</sup>

8.7 years

Dwelling type<sup>5</sup>



● Houses 65% ● Units 35%

Ownership<sup>5</sup>



● Owned outright 52% ● Mortgaged 33% ● Rented 16%

Population<sup>5</sup>

7,800

Median asking rent<sup>1</sup>

\$1,150 per week

Population growth<sup>5</sup>

-3.18%

Rental yield<sup>1</sup>

1.6%

Median age<sup>5</sup>

46 years











Median household size<sup>5</sup>

2.7 people











CANTERBURY SUBURB REPORT

## Recent Canterbury sales











Discover a snapshot of the most recent results for this suburb, to view the full 12 months of sales history, please go to [jellisraig.com.au/suburb-reports](http://jellisraig.com.au/suburb-reports)

Address	Bedrooms	Type	Price	Sold
 189 Mont Albert Rd Canterbury	4	House	\$2,222,000	30 May 2026
 4/20 Chaucer Cr Canterbury	2	Apartment	\$740,000	23 May 2026
 1/25 Maling Rd Canterbury	3	Townhouse	\$1,375,000	09 May 2026
 26 Erica St Canterbury	4	House	\$2,316,500	29 Apr 2026
 1/4 Hopetoun Av Canterbury	3	Unit	\$1,805,000	11 Apr 2026
 11 Boronia St Canterbury	3	House	\$2,570,000	11 Apr 2026
 1 Torrington St Canterbury	3	House	\$1,725,000	03 Apr 2026
 1/27 Faversham Rd Canterbury	4	House	\$2,300,000	02 Apr 2026
 2/2a Maling Rd Canterbury	4	Townhouse	\$1,988,888	28 Mar 2026
 3/28 Faversham Rd Canterbury	2	Unit	\$880,000	28 Mar 2026

## CANTERBURY SUBURB REPORT

Address	Bedrooms	Type	Price	Sold
 3/28 Milton St Canterbury	2	Villa	\$700,000	26 Mar 2026
 3/7 The Ridge Canterbury	3	Townhouse	\$3,250,000	25 Mar 2026
 21 Pin Oak Ct Canterbury	4	House	\$1,800,000	25 Mar 2026
 5/37 Chatham Rd Canterbury	2	Unit	\$940,000	19 Mar 2026
 207/85 Maling Rd Canterbury	3	Apartment	\$1,659,000	18 Mar 2026
 19 Rubens Gr Canterbury	4	House	\$4,678,000	17 Mar 2026
 17 Allenby Rd Canterbury	3	House	\$2,830,000	16 Mar 2026
 17 Pin Oak Ct Canterbury	3	Townhouse	\$1,680,000	14 Mar 2026
 149 Mont Albert Rd Canterbury	5	House	\$3,150,000	14 Mar 2026
 8 Wentworth Av Canterbury	5	House	\$4,780,000	13 Mar 2026

## CANTERBURY SUBURB REPORT

Address	Bedrooms	Type	Price	Sold
 200 Mont Albert Rd Canterbury	3	House	\$5,480,000	06 Mar 2026
 73a Mont Albert Rd Canterbury	5	House	\$8,780,000	03 Mar 2026
 106/85 Maling Rd Canterbury	2	Apartment	\$675,000	28 Feb 2026
 10 Byron St Canterbury	4	House	\$3,125,000	28 Feb 2026
 3 Faversham Rd Canterbury	4	House	\$2,690,000	26 Feb 2026
 18 Erica St Canterbury	5	House	\$3,100,000	25 Feb 2026
 48 Maling Rd Canterbury	2	House	\$1,845,000	21 Feb 2026
 3/5 Chatham Rd Canterbury	3	Townhouse	\$1,740,000	21 Feb 2026
 10 Selwyn St Canterbury	4	House	\$2,803,000	19 Feb 2026
 33 Hopetoun Av Canterbury	6	House	\$10,280,000	18 Feb 2026



**Jellis Craig Balwyn**  
244A Whitehorse Rd, Balwyn  
03 9810 5000

Jellis Craig acknowledges and pays our respects to the Bunurong People, the Wadawurrung People, the Dja Dja Wurrung People and the Wurundjeri People as the Traditional Owners and original custodians of the lands on which Jellis Craig operates.

---

Data is current as of PDF generation date 01/06/2026

- 1 Property Data Online, updated quarterly for the past 12 months
- 2 Property Data Online, updated daily for the past 12 months
- 3 Property Data Online, updated daily for the past quarter
- 4 Jellis Craig's average inspection attendance per listing (houses) over the last 12 months, updated daily
- 5 2021 Australian Census
- 6 Property Data Online, updated daily

This publication contains data, analytics, statistics and other information supplied by PROPERTYDATAONLINE PTY LTD (PropertyData). The data provided in this publication is of a general nature and should not be construed as specific advice or relied upon in lieu of appropriate professional advice.

PropertyData relies upon data supplied by third parties and while the data is checked and reviewed, PropertyData does not warrant the accuracy or completeness of the information to the full extent permitted by the law and excludes all loss or damage howsoever arising (including through negligence) in connection with the data supplied by PropertyData. The State of Victoria owns the copyright in the Property Sales Data and reproduction of that data in any way without the consent of the State of Victoria will constitute a breach of the Copyright Act 1968 (cth). The State of Victoria does not warrant the accuracy or completeness of the Property Sales Data and any person using or relying upon such information does so on the basis that the State of Victoria accepts no responsibility or liability whatsoever for any errors, faults, defects or omissions in the information supplied.