



Canterbury

Suburb Report



Your connection to property insights



JellisCraig

CANTERBURY SUBURB REPORT

Median house price¹

Median

\$3.68m

Quarterly price change

-2.19% ↓

Median unit price¹

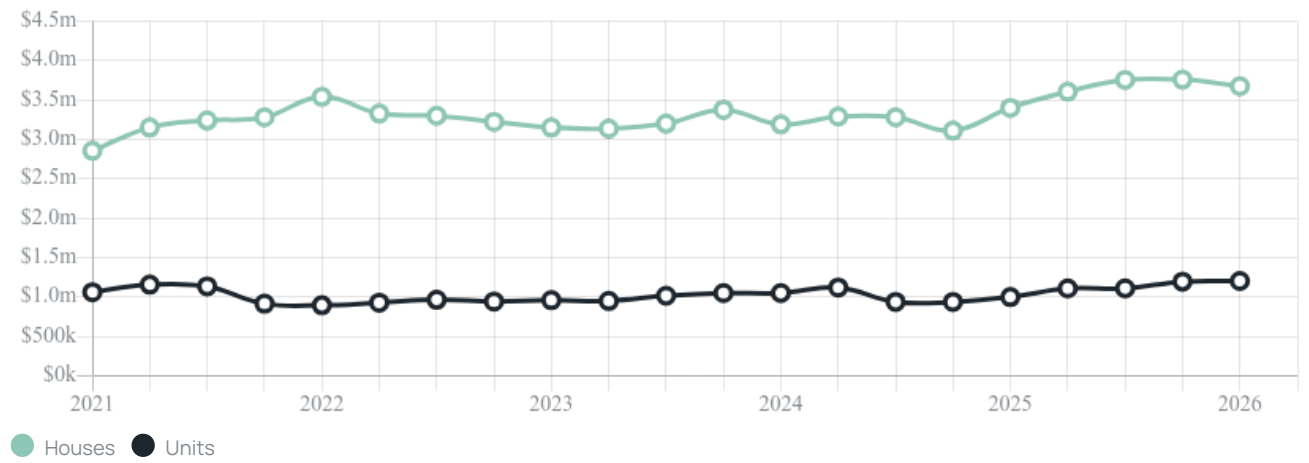
Median

\$1.20m

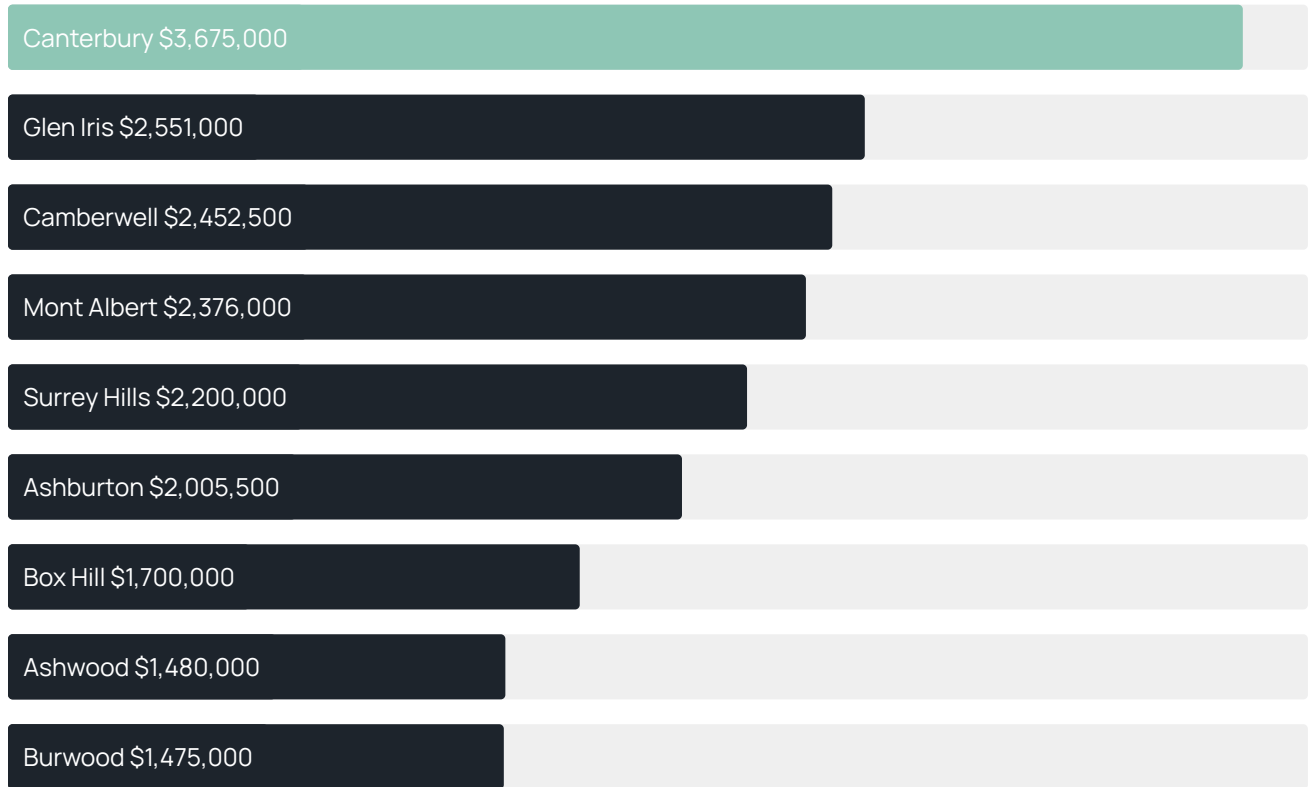
Quarterly price change

0.62% ↑

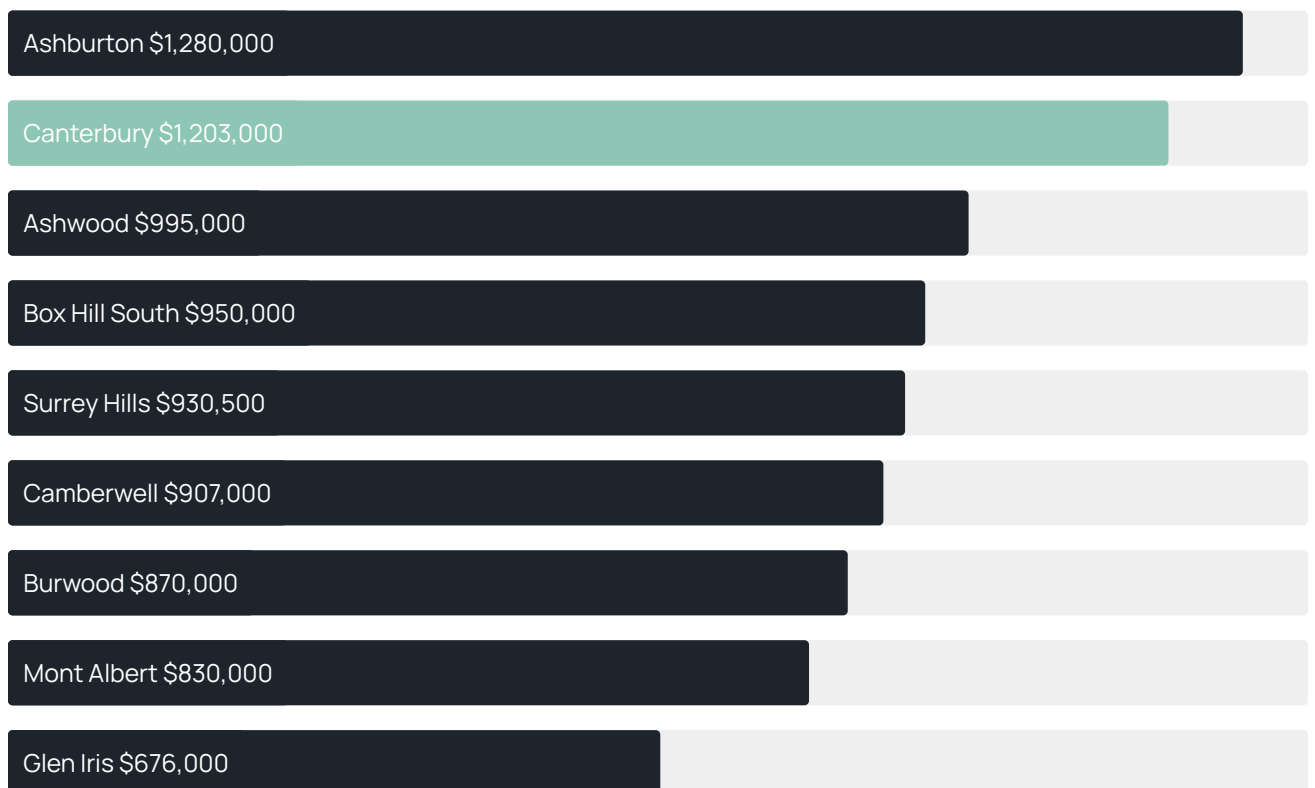
Quarterly price change¹



Median house price¹



Median unit price¹



Sale method²



● Auction 80%
● Private 20%

Auction clearance rate³

75.61%

Median days on market³

28 days

Jellis Craig average inspection attendance per listing⁴

28 groups

Average hold period¹

8.7 years

Dwelling type⁵



● Houses 65% ● Units 35%

Ownership⁵



● Owned outright 52% ● Mortgaged 33% ● Rented 16%

Population⁵

7,800

Median asking rent¹

\$1,150 per week

Population growth⁵

-3.18%

Rental yield¹

1.6%

Median age⁵

46 years











Median household size⁵

2.7 people











CANTERBURY SUBURB REPORT

Recent Canterbury sales











Discover a snapshot of the most recent results for this suburb, to view the full 12 months of sales history, please go to jellisCraig.com.au/suburb-reports

Address	Bedrooms	Type	Price	Sold
 26 Erica St Canterbury	4	House	\$2,316,500	29 Apr 2026
 1/4 Hopetoun Av Canterbury	3	Unit	\$1,805,000	11 Apr 2026
 11 Boronia St Canterbury	3	House	\$2,570,000	11 Apr 2026
 1 Torrington St Canterbury	3	House	\$1,725,000	03 Apr 2026
 2/2a Maling Rd Canterbury	4	Townhouse	\$1,988,888	28 Mar 2026
 3/28 Faversham Rd Canterbury	2	Unit	\$880,000	28 Mar 2026
 3/28 Milton St Canterbury	2	Villa	\$700,000	26 Mar 2026
 3/7 The Ridge Canterbury	3	Townhouse	\$3,250,000	25 Mar 2026
 21 Pin Oak Ct Canterbury	4	House	\$1,800,000	25 Mar 2026
 5/37 Chatham Rd Canterbury	2	Unit	\$940,000	19 Mar 2026

CANTERBURY SUBURB REPORT

Address	Bedrooms	Type	Price	Sold
 207/85 Maling Rd Canterbury	3	Apartment	\$1,659,000	18 Mar 2026
 149 Mont Albert Rd Canterbury	5	House	\$3,150,000	14 Mar 2026
 8 Wentworth Av Canterbury	5	House	\$4,780,000	13 Mar 2026
 106/85 Maling Rd Canterbury	2	Apartment	\$675,000	28 Feb 2026
 48 Maling Rd Canterbury	2	House	\$1,845,000	21 Feb 2026
 3/5 Chatham Rd Canterbury	3	Townhouse	\$1,740,000	21 Feb 2026
 27 McGregor St Canterbury	2	House	\$1,440,000	14 Feb 2026
 65 Warburton Rd Canterbury	4	House	\$3,200,000	10 Feb 2026
 29 Delany Cl Canterbury	2	Apartment	\$690,000	05 Feb 2026
 1/19 Alexandra Av Canterbury	2	Villa	\$965,000	04 Feb 2026

CANTERBURY SUBURB REPORT

Address	Bedrooms	Type	Price	Sold
 46 Chaucer Cr CANTERBURY	5	House	\$7,130,000	01 Feb 2026
 3/186 Mont Albert Rd Canterbury	2	Unit	\$1,000,000	10 Jan 2026
 24 Selwyn St Canterbury	4	House	\$3,060,000	22 Dec 2025
 13 Hopetoun Av Canterbury	6	House	\$6,398,000	17 Dec 2025
 3/14 Wattle Valley Rd Canterbury	2	Unit	\$870,000	13 Dec 2025
 2/26 Dryden St Canterbury	5	House	\$3,500,000	12 Dec 2025
 3/112 Maling Rd Canterbury	1	Apartment	\$562,000	06 Dec 2025
 30 Faversham Rd Canterbury	3	Townhouse	\$2,510,000	06 Dec 2025
 1b Daphne St Canterbury	4	House	\$1,280,000	06 Dec 2025
 3 Golding St Canterbury	4	House	\$3,165,000	04 Dec 2025



Jellis Craig Balwyn
244A Whitehorse Rd, Balwyn
03 9810 5000

Jellis Craig acknowledges and pays our respects to the Bunurong People, the Wadawurrung People, the Dja Dja Wurrung People and the Wurundjeri People as the Traditional Owners and original custodians of the lands on which Jellis Craig operates.

Data is current as of PDF generation date 01/05/2026

- 1 Property Data Online, updated quarterly for the past 12 months
- 2 Property Data Online, updated daily for the past 12 months
- 3 Property Data Online, updated daily for the past quarter
- 4 Jellis Craig's average inspection attendance per listing (houses) over the last 12 months, updated daily
- 5 2021 Australian Census
- 6 Property Data Online, updated daily

This publication contains data, analytics, statistics and other information supplied by PROPERTYDATAONLINE PTY LTD (PropertyData). The data provided in this publication is of a general nature and should not be construed as specific advice or relied upon in lieu of appropriate professional advice.

PropertyData relies upon data supplied by third parties and while the data is checked and reviewed, PropertyData does not warrant the accuracy or completeness of the information to the full extent permitted by the law and excludes all loss or damage howsoever arising (including through negligence) in connection with the data supplied by PropertyData. The State of Victoria owns the copyright in the Property Sales Data and reproduction of that data in any way without the consent of the State of Victoria will constitute a breach of the Copyright Act 1968 (cth). The State of Victoria does not warrant the accuracy or completeness of the Property Sales Data and any person using or relying upon such information does so on the basis that the State of Victoria accepts no responsibility or liability whatsoever for any errors, faults, defects or omissions in the information supplied.