



Carlton North

Suburb Report



Your connection to property insights



JellisCraig

CARLTON NORTH SUBURB REPORT

Median house price¹

Median

\$1.75m

Quarterly price change

2.48% ↑

Median unit price¹

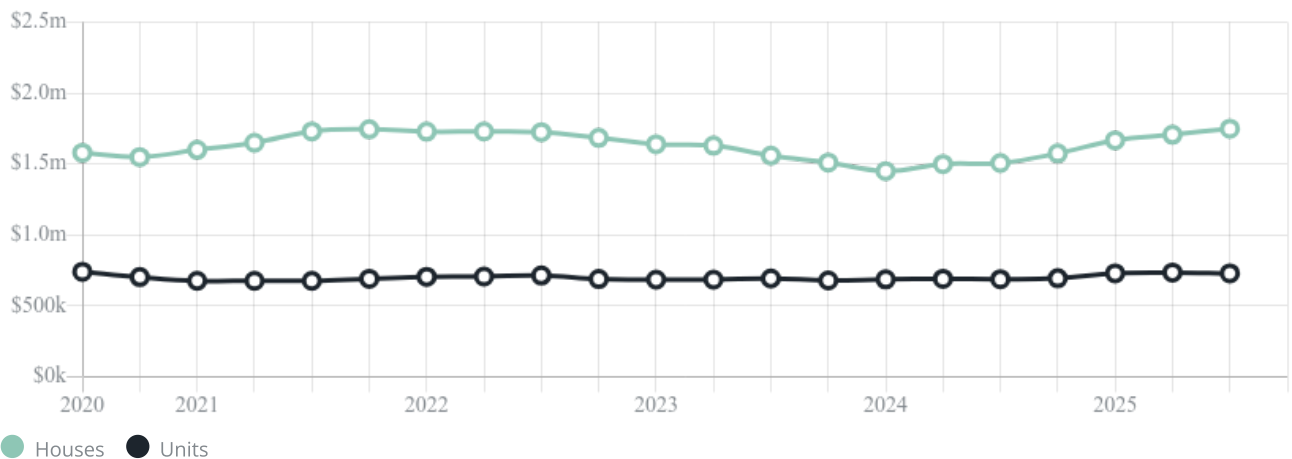
Median

\$730k


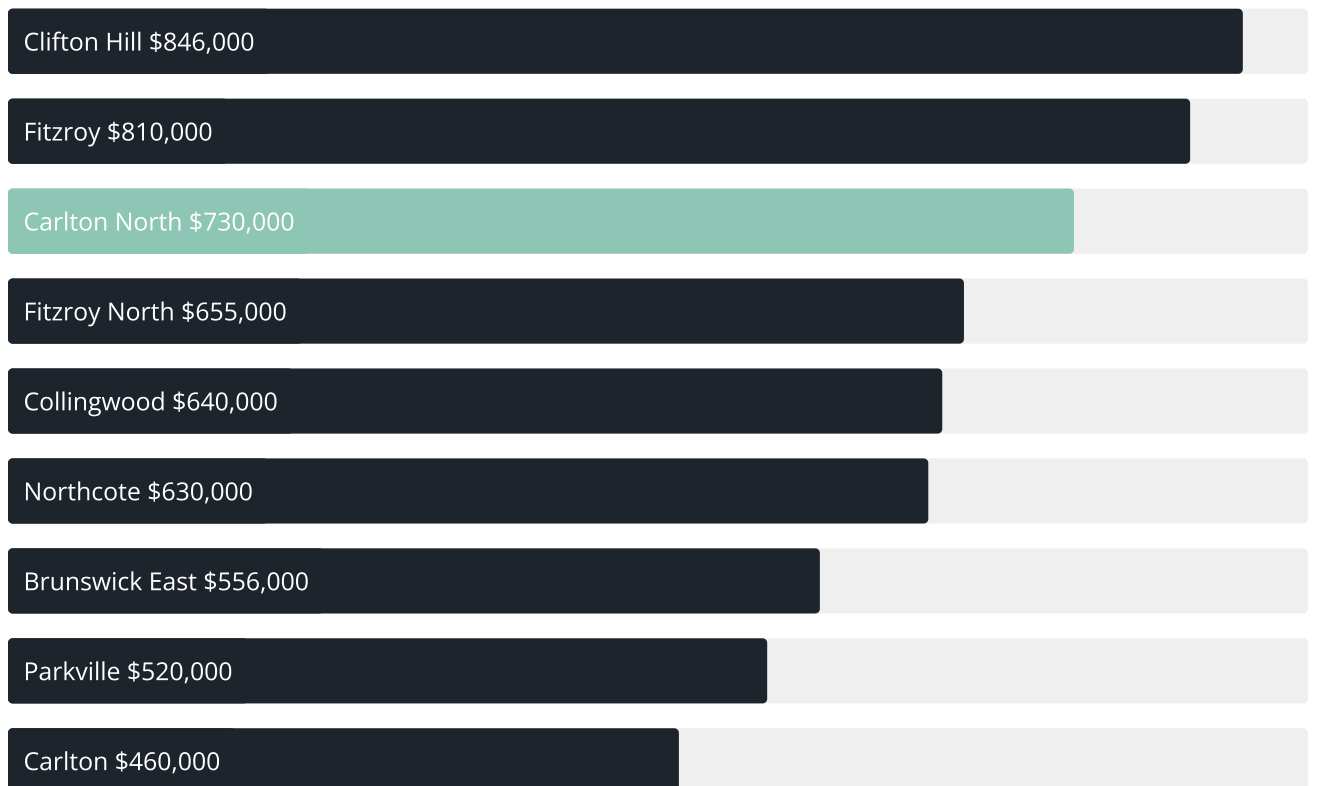
Quarterly price change

-0.68% ↓

Quarterly price change¹



CARLTON NORTH SUBURB REPORT

Median house price¹Median unit price¹

Sale method²Auction clearance rate³

83.87%

Median days on market³

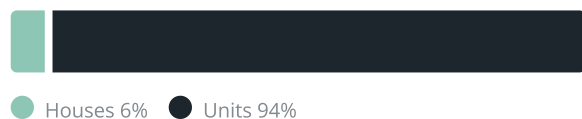
24 days

Jellis Craig average inspection attendance per listing⁴

24 groups

Average hold period¹

9.9 years

Dwelling type⁵Ownership⁵Population⁵

6,177

Median asking rent¹

\$825 per week

Population growth⁵

-1.95%

Rental yield¹

2.59%

Median age⁵

33 years











Median household size⁵

2.3 people











CARLTON NORTH SUBURB REPORT

Recent Carlton North sales











Discover a snapshot of the most recent results for this suburb, to view the full 12 months of sales history, please go to jellisecraig.com.au/suburb-reports

Address	Bedrooms	Type	Price	Sold
 129 Macpherson St Carlton North	2	House	\$1,685,000	06 Dec 2025
 180 Amess St Carlton North	2	House	\$2,000,000	22 Nov 2025
 552 Rathdowne St Carlton North	3	House	\$2,300,000	22 Nov 2025
 461 Nicholson St Carlton North	4	House	\$1,650,000	18 Nov 2025
 99 Pigdon St Carlton North	2	House	\$1,000,000	15 Nov 2025
 96 Princes St Carlton North	3	House	\$1,595,000	12 Nov 2025
 98 Amess St Carlton North	3	House	\$1,800,000	08 Nov 2025
 452 Station St Carlton North	2	House	\$1,960,000	08 Nov 2025
 27/174 Lee St Carlton North	1	Flat/Unit/Apartment	\$499,000	08 Nov 2025
 265 Station St Carlton North	2	House	\$1,275,000	01 Nov 2025

CARLTON NORTH SUBURB REPORT

Address	Bedrooms	Type	Price	Sold
 14/1072 Lygon St Carlton North	2	Apartment	\$653,000	31 Oct 2025
 175 Lee St Carlton North	3	House	\$2,060,000	31 Oct 2025
 17/169 Newry St Carlton North	2	Unit	\$830,000	31 Oct 2025
 3/1044 Drummond St Carlton North	3	House	\$1,370,000	27 Oct 2025
 23 Davis St Carlton North	2	House	\$1,350,000	25 Oct 2025
 122 Richardson St Carlton North	2	House	\$1,982,000	18 Oct 2025
 76 Princes St Carlton North	2	House	\$1,054,000	11 Oct 2025
 5/823 Rathdowne St Carlton North	1	Apartment	\$655,000	11 Oct 2025
 14 Birdsall Pl Carlton North	3	House	\$1,310,000	09 Oct 2025
 7/981 Rathdowne St Carlton North	2	Townhouse	\$1,250,000	09 Oct 2025

CARLTON NORTH SUBURB REPORT

Address	Bedrooms	Type	Price	Sold
 250 Canning St Carlton North	3	House	\$2,205,000	08 Oct 2025
 7/846 Lygon St Carlton North	1	Townhouse	\$653,000	04 Oct 2025
 312 Park St CARLTON NORTH	3	House	\$1,570,000	01 Oct 2025
 206 Pigdon St Carlton North	4	House	\$1,950,000	20 Sep 2025
 84 Princes St Carlton North	4	House	\$1,250,000	16 Sep 2025
 12/649 Drummond St Carlton North	2	Apartment	\$820,000	13 Sep 2025
 3/981 Rathdowne St Carlton North	2	Townhouse (Conjoined)	\$680,000	11 Sep 2025
 167 Richardson St Carlton North	3	House	\$1,455,000	10 Sep 2025
 607 Rathdowne St Carlton North	4	House	\$1,861,000	08 Sep 2025
 662 Lygon St Carlton North	2	House	\$1,190,000	06 Sep 2025



Please contact your local Jellis Craig office

Jellis Craig acknowledges and pays our respects to the Bunurong People, the Wadawurrung People, the Dja Dja Wurrung People and the Wurundjeri People as the Traditional Owners and original custodians of the lands on which Jellis Craig operates.



Data is current as of PDF generation date 08/01/2026

- 1 Property Data Online, updated quarterly for the past 12 months
- 2 Property Data Online, updated daily for the past 12 months
- 3 Property Data Online, updated daily for the past quarter
- 4 Jellis Craig's average inspection attendance per listing (houses) over the last 12 months, updated daily
- 5 2021 Australian Census
- 6 Property Data Online, updated daily

This publication contains data, analytics, statistics and other information supplied by PROPERTYDATAONLINE PTY LTD (PropertyData). The data provided in this publication is of a general nature and should not be construed as specific advice or relied upon in lieu of appropriate professional advice.

PropertyData relies upon data supplied by third parties and while the data is checked and reviewed, PropertyData does not warrant the accuracy or completeness of the information to the full extent permitted by the law and excludes all loss or damage howsoever arising (including through negligence) in connection with the data supplied by PropertyData. The State of Victoria owns the copyright in the Property Sales Data and reproduction of that data in any way without the consent of the State of Victoria will constitute a breach of the Copyright Act 1968 (cth). The State of Victoria does not warrant the accuracy or completeness of the Property Sales Data and any person using or relying upon such information does so on the basis that the State of Victoria accepts no responsibility or liability whatsoever for any errors, faults, defects or omissions in the information supplied.