



Carlton North

# Suburb Report



Your connection to property insights



**JellisCraig**

CARLTON NORTH SUBURB REPORT

Median house price<sup>1</sup>

Median

\$1.64m

Quarterly price change

-8.97% ↓

Median unit price<sup>1</sup>

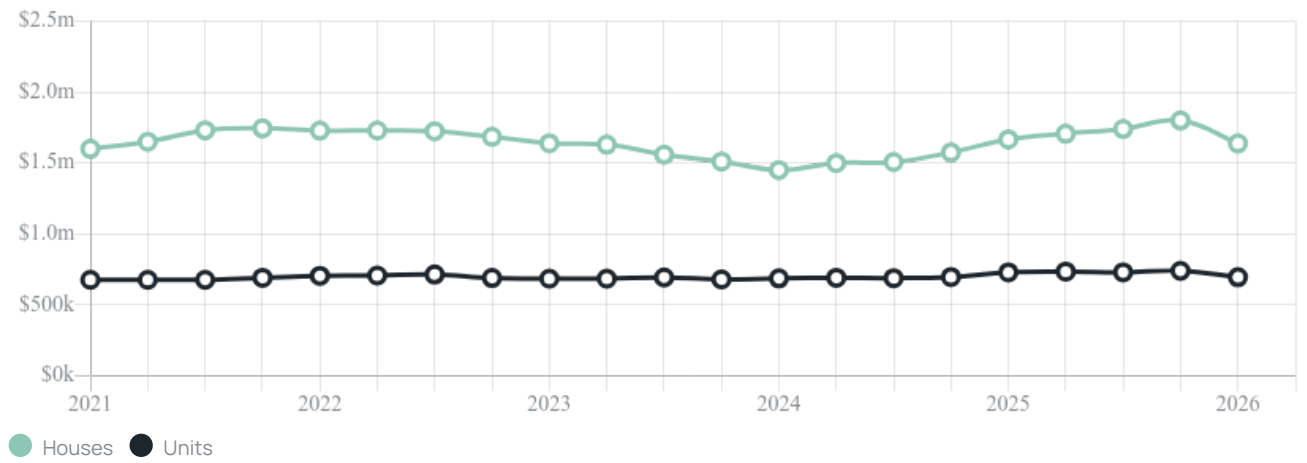
Median

\$695k

Quarterly price change

-6.08% ↓

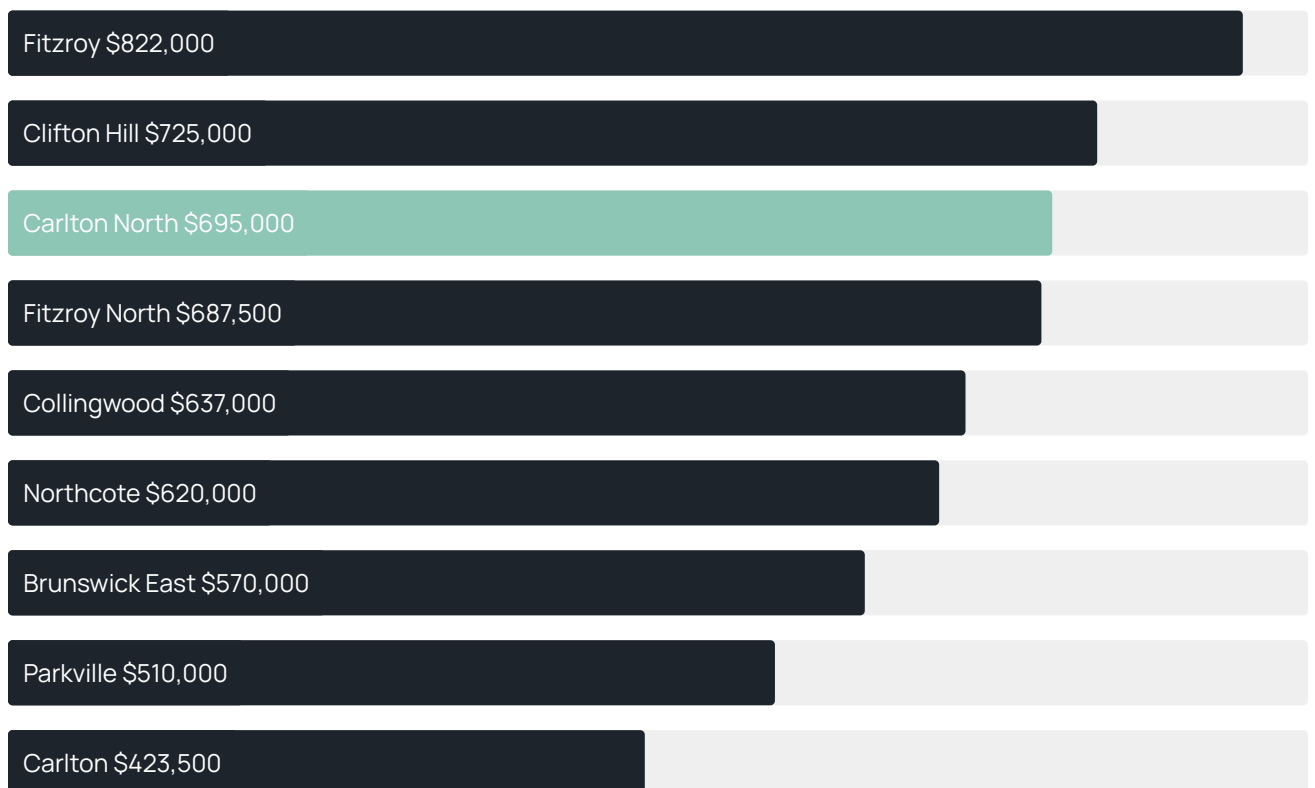
Quarterly price change<sup>1</sup>



### Median house price<sup>1</sup>



### Median unit price<sup>1</sup>



Sale method<sup>2</sup>



● Auction 85%  
● Private 15%

Auction clearance rate<sup>3</sup>

65.52%

Median days on market<sup>3</sup>

24 days

Jellis Craig average inspection attendance per listing<sup>4</sup>

24 groups

Average hold period<sup>1</sup>

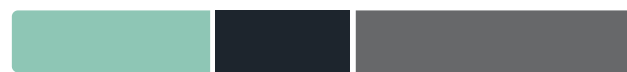
9.9 years

Dwelling type<sup>5</sup>



● Houses 6% ● Units 94%

Ownership<sup>5</sup>



● Owned outright 32% ● Mortgaged 22% ● Rented 45%

Population<sup>5</sup>

6,177

Median asking rent<sup>1</sup>

\$850 per week

Population growth<sup>5</sup>

-1.95%

Rental yield<sup>1</sup>

2.59%

Median age<sup>5</sup>

33 years











Median household size<sup>5</sup>

2.3 people











CARLTON NORTH SUBURB REPORT

## Recent Carlton North sales











Discover a snapshot of the most recent results for this suburb, to view the full 12 months of sales history, please go to [jellisraig.com.au/suburb-reports](http://jellisraig.com.au/suburb-reports)

Address	Bedrooms	Type	Price	Sold
 70 Macpherson St Carlton North	2	House	\$1,230,000	30 May 2026
 207 Richardson St Carlton North	2	House	\$1,020,000	26 May 2026
 105 Lee St Carlton North	2	House	\$2,000,000	23 May 2026
 147 Pigdon St Carlton North	3	House	\$1,820,000	09 May 2026
 19/999 Rathdowne St Carlton North	1	Apartment	\$628,000	09 May 2026
 414 Station St Carlton North	2	House	\$1,545,000	02 May 2026
 349 Nicholson St Carlton North	2	House	\$1,100,000	02 May 2026
 8/1102 Lygon St Carlton North	1	Subdivided Unit/Villa/Townhouse	\$461,000	18 Apr 2026
 12/980 Lygon St CARLTON NORTH	1	Apartment	\$369,000	17 Apr 2026
 606 Drummond St Carlton North	2	House	\$1,500,000	21 Mar 2026

## CARLTON NORTH SUBURB REPORT

Address	Bedrooms	Type	Price	Sold
 636 Station St Carlton North	2	House	\$1,250,000	21 Mar 2026
 411 Canning St Carlton North	4	House	\$73,000	19 Mar 2026
 79 Lee St Carlton North	2	House	\$1,300,000	19 Mar 2026
 679 Station St Carlton North	3	House	\$2,550,000	18 Mar 2026
 951 Drummond St CARLTON NORTH	2	House	\$1,300,000	16 Mar 2026
 652 Station St Carlton North	2	House	\$1,215,000	14 Mar 2026
 110 Princes St Carlton North	3	House	\$1,450,000	12 Mar 2026
 146 Princes St Carlton North	4	House	\$1,115,000	06 Mar 2026
 9/1066 Lygon St Carlton North	3	Apartment	\$1,100,000	05 Mar 2026
 454 Park St Carlton North	3	House	\$1,495,500	28 Feb 2026

## CARLTON NORTH SUBURB REPORT

Address	Bedrooms	Type	Price	Sold
 2/160 Lee St Carlton North	2	Subdivided Unit/Villa/Townhouse	\$630,000	26 Feb 2026
 325 Nicholson St CARLTON NORTH	2	House	\$1,155,000	26 Feb 2026
 4/718 Lygon St Carlton North	2	Apartment	\$660,000	23 Feb 2026
 526 Park St Carlton North	3	House	\$1,780,000	21 Feb 2026
 295 Amess St Carlton North	2	House	\$1,450,000	21 Feb 2026
 330 Rathdowne St Carlton North	2	House	\$1,125,000	21 Feb 2026
 28 Lee St Carlton North	2	House	\$1,310,000	21 Feb 2026
 616 Station St Carlton North	2	House	\$1,380,000	21 Feb 2026
 184 Fenwick St CARLTON NORTH	2	House	\$1,202,500	14 Feb 2026
 588 Canning St Carlton North	3	House	\$1,330,000	14 Feb 2026



Please contact your local Jellis Craig office

Jellis Craig acknowledges and pays our respects to the Bunurong People, the Wadawurrung People, the Dja Dja Wurrung People and the Wurundjeri People as the Traditional Owners and original custodians of the lands on which Jellis Craig operates.

---

Data is current as of PDF generation date 01/06/2026

- 1 Property Data Online, updated quarterly for the past 12 months
- 2 Property Data Online, updated daily for the past 12 months
- 3 Property Data Online, updated daily for the past quarter
- 4 Jellis Craig's average inspection attendance per listing (houses) over the last 12 months, updated daily
- 5 2021 Australian Census
- 6 Property Data Online, updated daily

This publication contains data, analytics, statistics and other information supplied by PROPERTYDATAONLINE PTY LTD (PropertyData). The data provided in this publication is of a general nature and should not be construed as specific advice or relied upon in lieu of appropriate professional advice.

PropertyData relies upon data supplied by third parties and while the data is checked and reviewed, PropertyData does not warrant the accuracy or completeness of the information to the full extent permitted by the law and excludes all loss or damage howsoever arising (including through negligence) in connection with the data supplied by PropertyData. The State of Victoria owns the copyright in the Property Sales Data and reproduction of that data in any way without the consent of the State of Victoria will constitute a breach of the Copyright Act 1968 (cth). The State of Victoria does not warrant the accuracy or completeness of the Property Sales Data and any person using or relying upon such information does so on the basis that the State of Victoria accepts no responsibility or liability whatsoever for any errors, faults, defects or omissions in the information supplied.