



Carlton North

# Suburb Report



Your connection to property insights



**JellisCraig**

CARLTON NORTH SUBURB REPORT

Median house price<sup>1</sup>

Median

\$1.64m

Quarterly price change

-8.97% ↓

Median unit price<sup>1</sup>

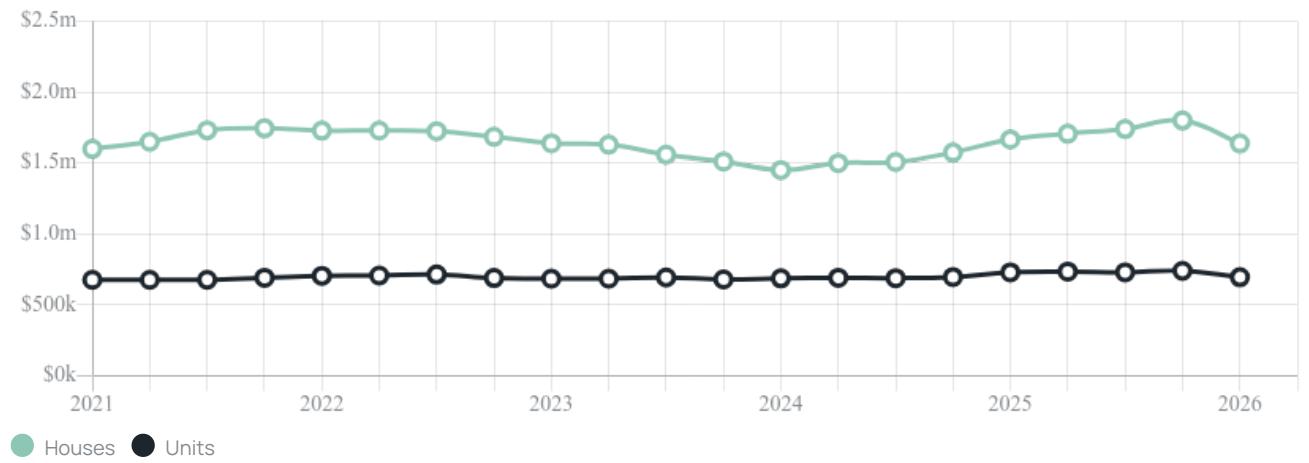
Median

\$695k

Quarterly price change

-6.08% ↓

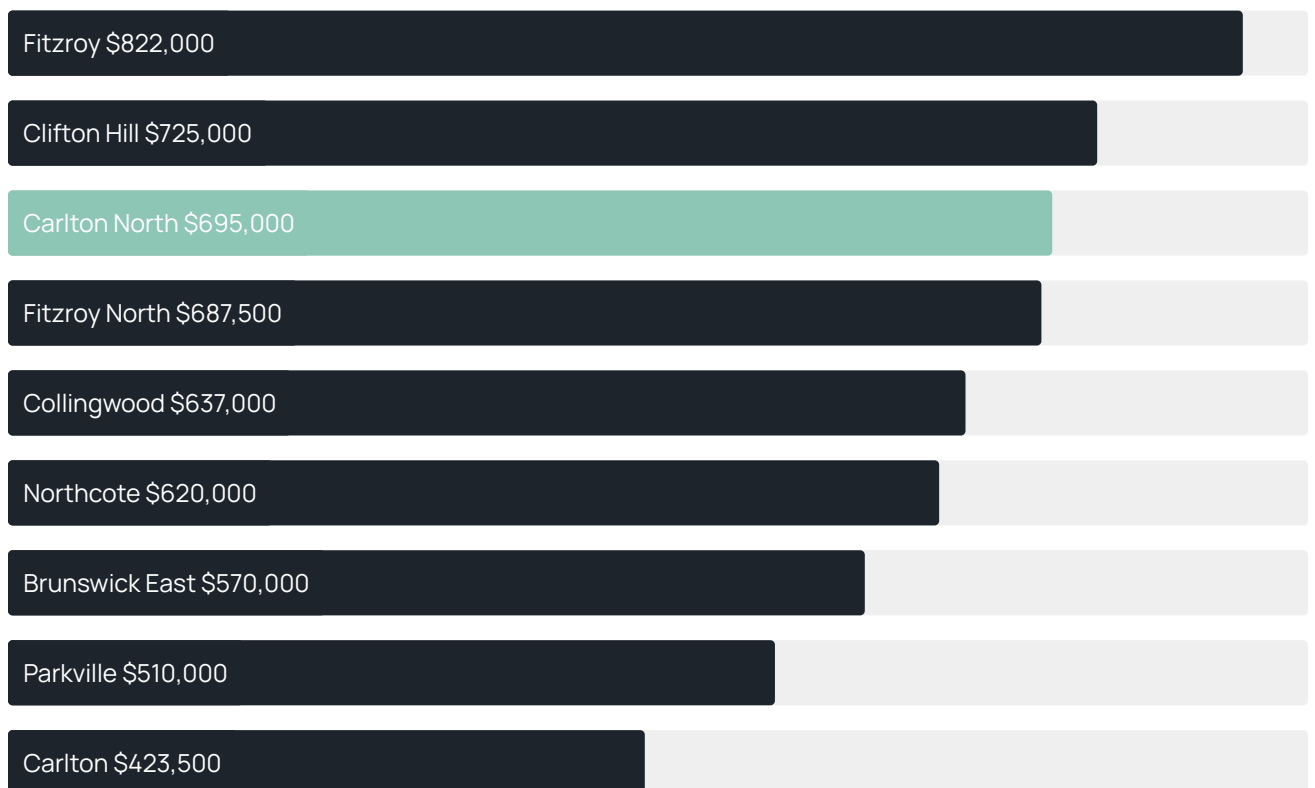
Quarterly price change<sup>1</sup>



### Median house price<sup>1</sup>



### Median unit price<sup>1</sup>



Sale method<sup>2</sup>



Auction clearance rate<sup>3</sup>

72.73%

Median days on market<sup>3</sup>

24 days

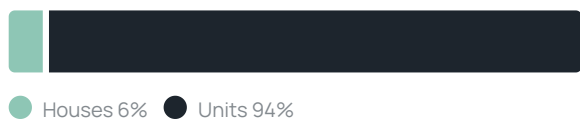
Jellis Craig average inspection attendance per listing<sup>4</sup>

24 groups

Average hold period<sup>1</sup>

9.9 years

Dwelling type<sup>5</sup>



Ownership<sup>5</sup>



Population<sup>5</sup>

6,177

Median asking rent<sup>1</sup>

\$850 per week

Population growth<sup>5</sup>

-1.95%

Rental yield<sup>1</sup>

2.59%

Median age<sup>5</sup>

33 years











Median household size<sup>5</sup>

2.3 people











CARLTON NORTH SUBURB REPORT

## Recent Carlton North sales











Discover a snapshot of the most recent results for this suburb, to view the full 12 months of sales history, please go to [jellisraig.com.au/suburb-reports](http://jellisraig.com.au/suburb-reports)

Address	Bedrooms	Type	Price	Sold
 169 Pigdon St Carlton North	2	House	\$1,340,000	22 Apr 2026
 12/980 Lygon St CARLTON NORTH	1	Apartment	\$369,000	18 Apr 2026
 636 Station St Carlton North	2	House	\$1,250,000	21 Mar 2026
 606 Drummond St Carlton North	2	House	\$1,500,000	21 Mar 2026
 411 Canning St Carlton North	4	House	\$73,000	19 Mar 2026
 79 Lee St Carlton North	2	House	\$1,300,000	19 Mar 2026
 679 Station St Carlton North	3	House	\$2,550,000	18 Mar 2026
 652 Station St Carlton North	2	House	\$1,215,000	14 Mar 2026
 110 Princes St Carlton North	3	House	\$1,450,000	12 Mar 2026
 146 Princes St Carlton North	4	House	\$1,115,000	06 Mar 2026

## CARLTON NORTH SUBURB REPORT

Address	Bedrooms	Type	Price	Sold
 9/1066 Lygon St Carlton North	3	Apartment	\$1,100,000	05 Mar 2026
 454 Park St Carlton North	3	House	\$1,495,500	28 Feb 2026
 2/160 Lee St Carlton North	2	Subdivided Unit/Villa/Townhouse	\$630,000	26 Feb 2026
 4/718 Lygon St Carlton North	2	Apartment	\$660,000	23 Feb 2026
 526 Park St Carlton North	3	House	\$1,780,000	21 Feb 2026
 295 Amess St Carlton North	2	House	\$1,450,000	21 Feb 2026
 330 Rathdowne St Carlton North	2	House	\$1,125,000	21 Feb 2026
 28 Lee St Carlton North	2	House	\$1,310,000	21 Feb 2026
 616 Station St Carlton North	2	House	\$1,380,000	21 Feb 2026
 588 Canning St Carlton North	3	House	\$1,330,000	14 Feb 2026

## CARLTON NORTH SUBURB REPORT

Address	Bedrooms	Type	Price	Sold
 21/912 Drummond St Carlton North	1	Apartment	\$361,000	06 Feb 2026
 120 Newry St Carlton North	2	House	\$1,350,000	30 Jan 2026
 19/611 Drummond St Carlton North	1	Apartment	\$491,000	22 Jan 2026
 226 Canning St Carlton North	2	House	\$1,200,000	20 Jan 2026
 267 Amess St Carlton North	7	House	\$5,375,000	19 Jan 2026
 18 Curtain St Carlton North	2	House	\$1,425,000	13 Jan 2026
 22/635 Drummond St Carlton North	2	Subdivided Unit/Villa/Townhouse	\$800,000	19 Dec 2025
 92 Fenwick St Carlton North	2	House	\$1,600,500	09 Dec 2025
 911 Drummond St Carlton North	4	House	\$5,380,000	06 Dec 2025
 129 Macpherson St Carlton North	2	House	\$1,685,000	06 Dec 2025



Please contact your local Jellis Craig office

Jellis Craig acknowledges and pays our respects to the Bunurong People, the Wadawurrung People, the Dja Dja Wurrung People and the Wurundjeri People as the Traditional Owners and original custodians of the lands on which Jellis Craig operates.

---

Data is current as of PDF generation date 01/05/2026

- 1 Property Data Online, updated quarterly for the past 12 months
- 2 Property Data Online, updated daily for the past 12 months
- 3 Property Data Online, updated daily for the past quarter
- 4 Jellis Craig's average inspection attendance per listing (houses) over the last 12 months, updated daily
- 5 2021 Australian Census
- 6 Property Data Online, updated daily

This publication contains data, analytics, statistics and other information supplied by PROPERTYDATAONLINE PTY LTD (PropertyData). The data provided in this publication is of a general nature and should not be construed as specific advice or relied upon in lieu of appropriate professional advice.

PropertyData relies upon data supplied by third parties and while the data is checked and reviewed, PropertyData does not warrant the accuracy or completeness of the information to the full extent permitted by the law and excludes all loss or damage howsoever arising (including through negligence) in connection with the data supplied by PropertyData. The State of Victoria owns the copyright in the Property Sales Data and reproduction of that data in any way without the consent of the State of Victoria will constitute a breach of the Copyright Act 1968 (cth). The State of Victoria does not warrant the accuracy or completeness of the Property Sales Data and any person using or relying upon such information does so on the basis that the State of Victoria accepts no responsibility or liability whatsoever for any errors, faults, defects or omissions in the information supplied.