



Castlemaine

Suburb Report



Your connection to property insights



JellisCraig

CASTLEMAINE SUBURB REPORT

Median house price¹

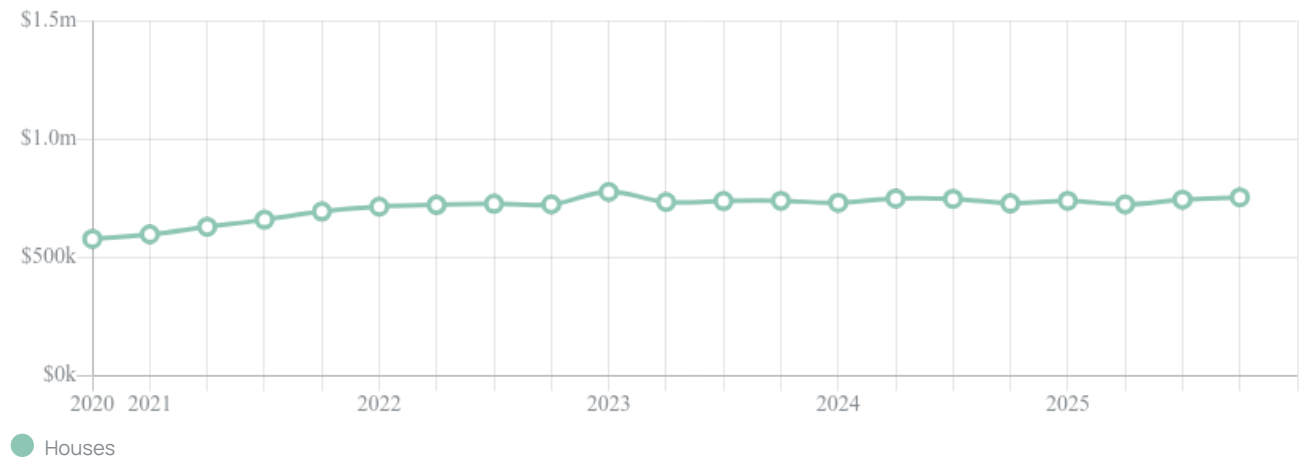
Median

\$755k

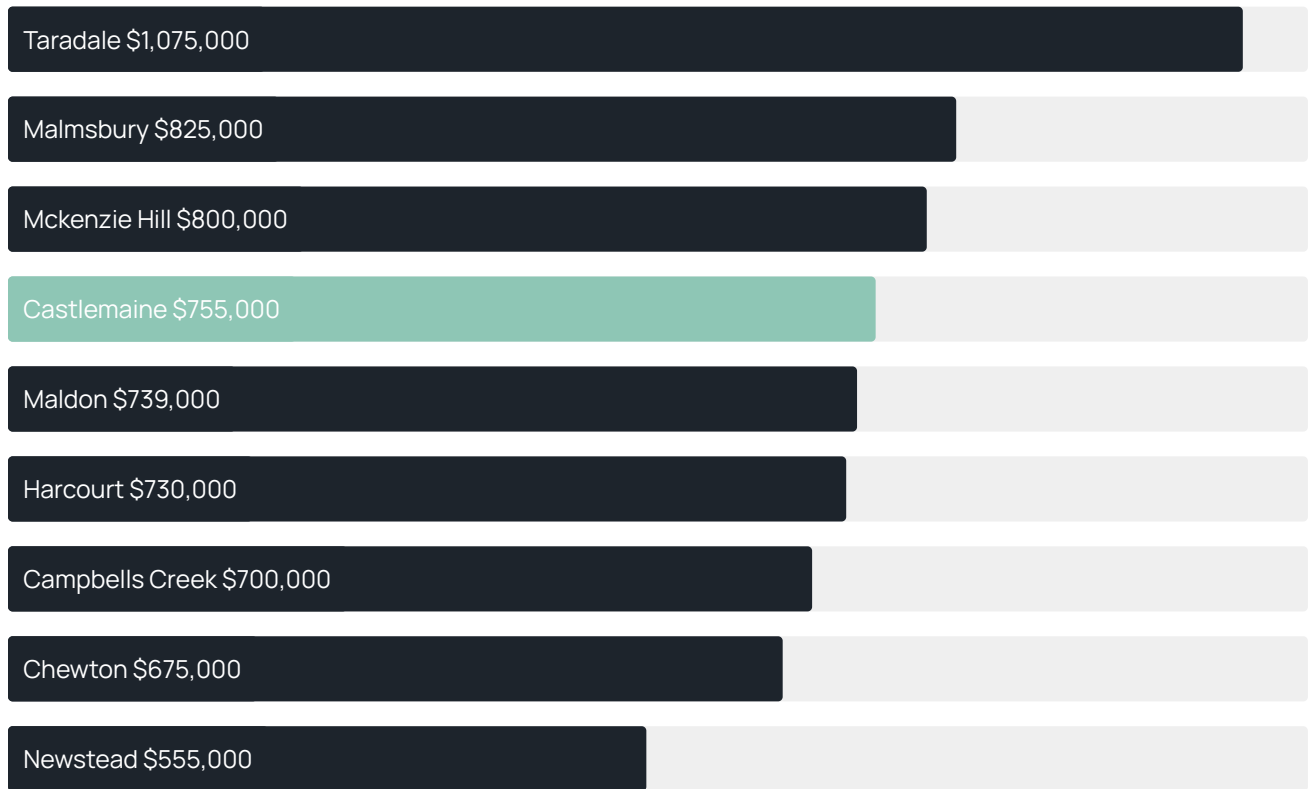
Quarterly price change

1.34% ↑

Quarterly price change¹



Median house price¹



Sale method²



● Private 100%

Median days on market³

122 days

Jellis Craig average inspection attendance per listing⁴

122 groups

Average hold period¹

6.3 years

Dwelling type⁵



● Houses 93% ● Units 7%

Ownership⁵



● Owned outright 54% ● Mortgaged 27% ● Rented 18%

Population⁵

7,506

Median asking rent¹

\$515 per week

Population growth⁵

11.08%

Rental yield¹

3.31%

Median age⁵

52 years











Median household size⁵

2 people











CASTLEMAINE SUBURB REPORT

Recent Castlemaine sales











Discover a snapshot of the most recent results for this suburb, to view the full 12 months of sales history, please go to jellisraig.com.au/suburb-reports

Address	Bedrooms	Type	Price	Sold
 2/21 Van Heurck St Castlemaine	2	Unit	\$447,500	31 Mar 2026
 31 Gaffney St Castlemaine	3	House	\$1,450,000	30 Mar 2026
 361 Barker St Castlemaine	2	House	\$2,800,000	26 Mar 2026
 3 Burnett Rd Castlemaine	4	House	\$2,020,000	25 Mar 2026
 13 Sheehan Ct Castlemaine	4	House	\$850,000	25 Mar 2026
 1 Butterworth St CASTLEMAINE	4	House	\$710,000	20 Mar 2026
 39 Bull St Castlemaine	4	House	\$1,685,000	18 Mar 2026
 31 Mostyn St Castlemaine	2	House	\$890,000	06 Mar 2026
 18 Brown St Castlemaine	5	House	\$1,050,000	05 Mar 2026
 115 Duke St Castlemaine	2	House	\$545,000	05 Mar 2026

CASTLEMAINE SUBURB REPORT

Address	Bedrooms	Type	Price	Sold
 67 Duke St Castlemaine	2	House	\$525,000	03 Mar 2026
 3 Thomas St Castlemaine	2	House	\$1,400,000	23 Feb 2026
 106 Johnstone St Castlemaine	3	House	\$605,000	20 Feb 2026
 71 Templeton St Castlemaine	4	House	\$1,590,000	20 Feb 2026
 59 Doveton St Castlemaine	3	House	\$580,000	20 Feb 2026
 98 Lyttleton St Castlemaine	2	House	\$785,000	18 Feb 2026
 13 Burnett Rd Castlemaine	4	House	\$1,395,000	17 Feb 2026
 16A Baird St Castlemaine	2	House	\$729,000	17 Feb 2026
 4/77 Lyttleton St Castlemaine	2	House	\$490,000	12 Feb 2026
 14 Douglas Cr Castlemaine	2	House	\$649,000	12 Feb 2026

CASTLEMAINE SUBURB REPORT

Address	Bedrooms	Type	Price	Sold
 11 Graceland Ct Castlemaine	2	Townhouse	\$650,000	12 Feb 2026
 6 Douglas Cr Castlemaine	3	House	\$710,000	10 Feb 2026
 22b Farran St Castlemaine	4	House	\$635,000	06 Feb 2026
 1b Mcgrath St Castlemaine	2	House	\$655,000	06 Feb 2026
 59 Elizabeth St Castlemaine	3	House	\$650,000	05 Feb 2026
 22 Freeman St Castlemaine	2	House	\$650,000	04 Feb 2026
 8a Scotts Av Castlemaine	2	House	\$565,000	03 Feb 2026
 35 Mcgrath St Castlemaine	2	House	\$480,000	01 Feb 2026
 25a Farnsworth St Castlemaine	3	House	\$800,000	30 Jan 2026
 61 Elizabeth St Castlemaine	3	House	\$540,000	28 Jan 2026



Jellis Craig Castlemaine
164 Barker Street, Castlemaine
03 5472 1155

Jellis Craig acknowledges and pays our respects to the Bunurong People, the Wadawurrung People, the Dja Dja Wurrung People and the Wurundjeri People as the Traditional Owners and original custodians of the lands on which Jellis Craig operates.

Data is current as of PDF generation date 01/04/2026

- 1 Property Data Online, updated quarterly for the past 12 months
- 2 Property Data Online, updated daily for the past 12 months
- 3 Property Data Online, updated daily for the past quarter
- 4 Jellis Craig's average inspection attendance per listing (houses) over the last 12 months, updated daily
- 5 2021 Australian Census
- 6 Property Data Online, updated daily

This publication contains data, analytics, statistics and other information supplied by PROPERTYDATAONLINE PTY LTD (PropertyData). The data provided in this publication is of a general nature and should not be construed as specific advice or relied upon in lieu of appropriate professional advice.

PropertyData relies upon data supplied by third parties and while the data is checked and reviewed, PropertyData does not warrant the accuracy or completeness of the information to the full extent permitted by the law and excludes all loss or damage howsoever arising (including through negligence) in connection with the data supplied by PropertyData. The State of Victoria owns the copyright in the Property Sales Data and reproduction of that data in any way without the consent of the State of Victoria will constitute a breach of the Copyright Act 1968 (cth). The State of Victoria does not warrant the accuracy or completeness of the Property Sales Data and any person using or relying upon such information does so on the basis that the State of Victoria accepts no responsibility or liability whatsoever for any errors, faults, defects or omissions in the information supplied.