



Chadstone

Suburb Report



Your connection to property insights



JellisCraig

CHADSTONE SUBURB REPORT

Median house price¹

Median

\$1.33m

Quarterly price change

1.74% ↑

Median unit price¹

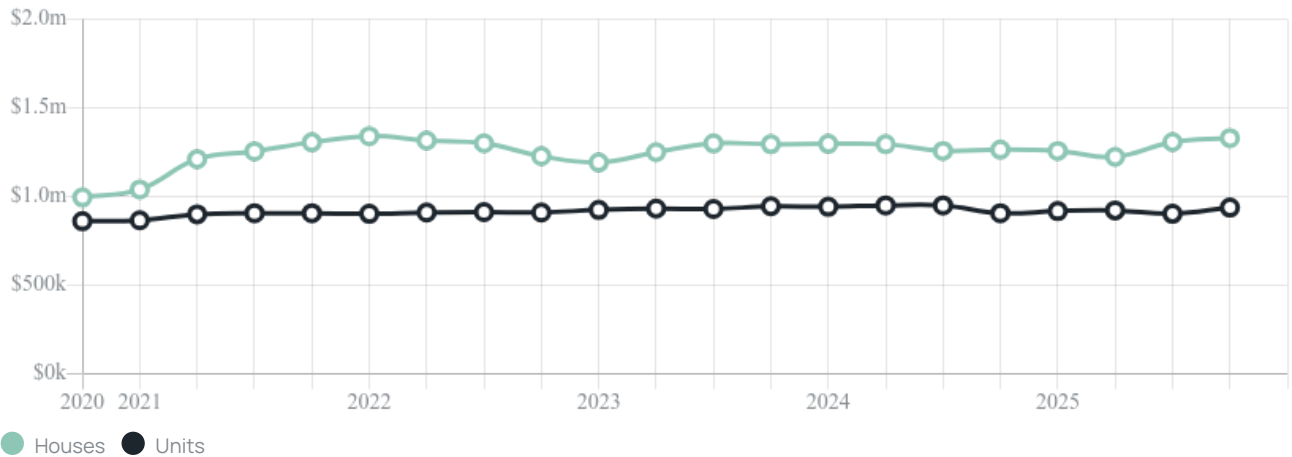
Median

\$938k

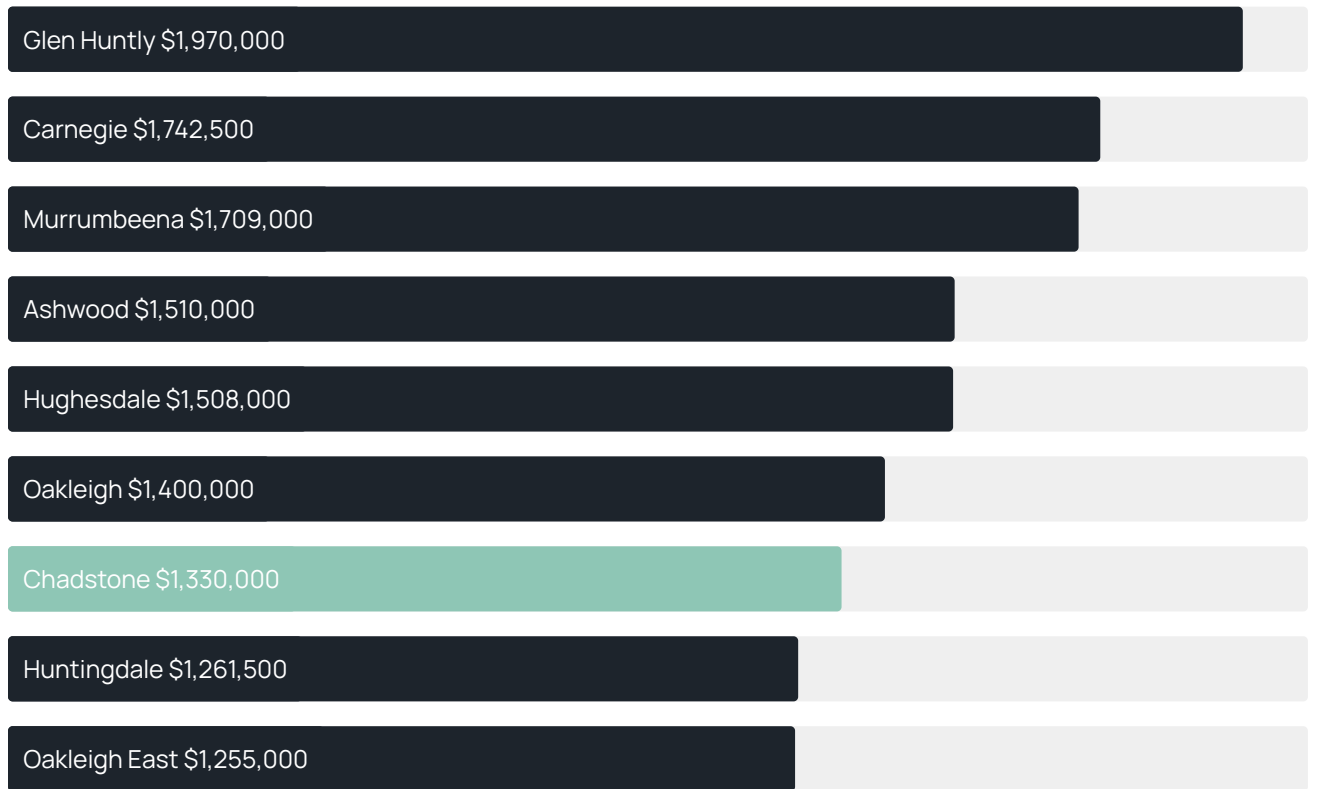
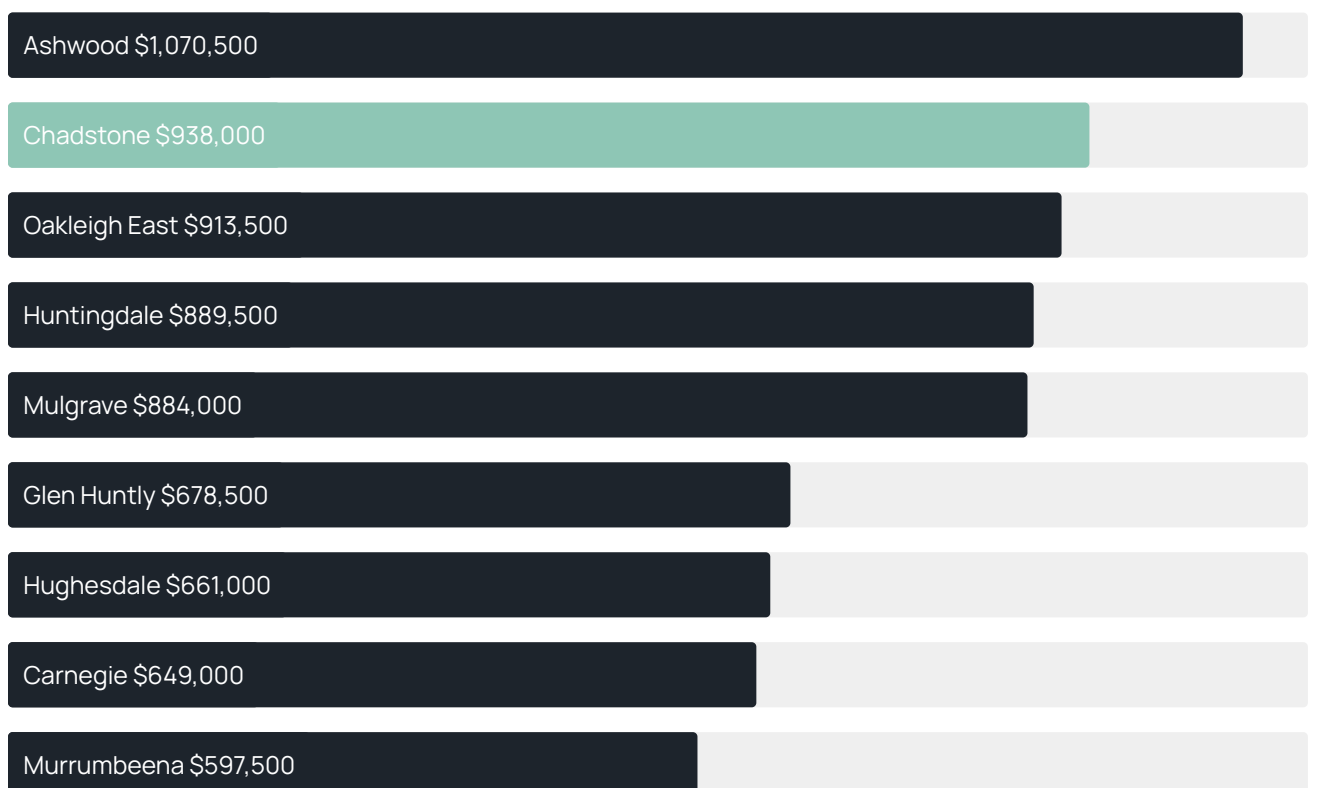
Quarterly price change

3.88% ↑

Quarterly price change¹



CHADSTONE SUBURB REPORT

Median house price¹Median unit price¹

Sale method²

● Auction 57%
● Private 43%

Auction clearance rate³

95.24%

Median days on market³

30 days

Jellis Craig average inspection attendance per listing⁴

30 groups

Average hold period¹

6.4 years

Dwelling type⁵

● Houses 55% ● Units 45%

Ownership⁵

● Owned outright 27% ● Mortgaged 36% ● Rented 37%

Population⁵

9,552

Median asking rent¹

\$628 per week

Population growth⁵

10.54%

Rental yield¹

2.49%

Median age⁵

35 years











Median household size⁵

2.5 people











CHADSTONE SUBURB REPORT

Recent Chadstone sales











Discover a snapshot of the most recent results for this suburb, to view the full 12 months of sales history, please go to jellisraig.com.au/suburb-reports

Address	Bedrooms	Type	Price	Sold
 2/315-319 Huntingdale Rd Chadstone	2	Apartment	\$390,000	19 Jan 2026
 4/21 Timmings St Chadstone	3	Townhouse	\$1,025,000	13 Jan 2026
 2/3 Kalyrna Gr CHADSTONE	2	Townhouse	\$859,000	09 Jan 2026
 1/143 Power Av Chadstone	3	Townhouse	\$1,065,000	24 Dec 2025
 2/1 Timmings St Chadstone	3	Unit	\$838,000	18 Dec 2025
 40 Mawarra Cr CHADSTONE	5	House	\$1,510,000	13 Dec 2025
 9 Nioka St Chadstone	3	House	\$1,280,000	13 Dec 2025
 117/70 Batesford Rd Chadstone	2	Apartment	\$450,000	12 Dec 2025
 10 Grandview Rd Chadstone	3	House	\$1,625,000	11 Dec 2025
 2/24 Jindabyne Av Chadstone	3	Unit	\$1,105,000	06 Dec 2025

CHADSTONE SUBURB REPORT

Address	Bedrooms	Type	Price	Sold
 24/32 Adrian St Chadstone	4	Townhouse	\$1,050,000	06 Dec 2025
 13 Nyrang St Chadstone	3	House	\$1,234,000	06 Dec 2025
 5/2-4 Newton St Chadstone	2	Townhouse	\$720,000	06 Dec 2025
 G2/25 Collins St Chadstone	2	Strata Unit/Flat	\$642,500	05 Dec 2025
 2/25 Collins St Chadstone	2	Apartment	\$642,500	05 Dec 2025
 19 Savannah Pl Chadstone	4	House	\$1,900,000	01 Dec 2025
 27a Bolwarra St Chadstone	4	House	\$1,510,000	29 Nov 2025
 6 Edward St CHADSTONE	5	House	\$3,164,000	29 Nov 2025
 8 Attunga St Chadstone	2	House	\$1,250,000	22 Nov 2025
 2/31 Burton St Chadstone	3	Townhouse	\$1,011,600	22 Nov 2025

CHADSTONE SUBURB REPORT

Address	Bedrooms	Type	Price	Sold
 2/111 Waverley Rd Chadstone	3	Flat/Unit/Apartment	\$947,000	13 Nov 2025
 1/24 Stapley Cr Chadstone	4	Townhouse	\$1,530,000	10 Nov 2025
 136 Power Av Chadstone	3	House	\$1,150,000	08 Nov 2025
 2/13 Batesford Rd Chadstone	3	Unit	\$1,265,000	08 Nov 2025
 3 Gooyong Av Chadstone	3	House	\$1,360,000	08 Nov 2025
 2/30 Kelly St Chadstone	2	Unit	\$560,000	06 Nov 2025
 3/111 Waverley Rd Chadstone	3	Townhouse	\$850,000	31 Oct 2025
 2 Helen Rd CHADSTONE	5	House	\$2,700,000	31 Oct 2025
 2/5 Evans St Chadstone	3	Flat/Unit/Apartment	\$845,000	30 Oct 2025
 4 Edward St Chadstone	5	House	\$1,438,000	30 Oct 2025



Please contact your local Jellis Craig office

Jellis Craig acknowledges and pays our respects to the Bunurong People, the Wadawurrung People, the Dja Dja Wurrung People and the Wurundjeri People as the Traditional Owners and original custodians of the lands on which Jellis Craig operates.

Data is current as of PDF generation date 01/02/2026

1 Property Data Online, updated quarterly for the past 12 months

2 Property Data Online, updated daily for the past 12 months

3 Property Data Online, updated daily for the past quarter

4 Jellis Craig's average inspection attendance per listing (houses) over the last 12 months, updated daily

5 2021 Australian Census

6 Property Data Online, updated daily

This publication contains data, analytics, statistics and other information supplied by PROPERTYDATAONLINE PTY LTD (PropertyData). The data provided in this publication is of a general nature and should not be construed as specific advice or relied upon in lieu of appropriate professional advice.

PropertyData relies upon data supplied by third parties and while the data is checked and reviewed, PropertyData does not warrant the accuracy or completeness of the information to the full extent permitted by the law and excludes all loss or damage howsoever arising (including through negligence) in connection with the data supplied by PropertyData. The State of Victoria owns the copyright in the Property Sales Data and reproduction of that data in any way without the consent of the State of Victoria will constitute a breach of the Copyright Act 1968 (cth). The State of Victoria does not warrant the accuracy or completeness of the Property Sales Data and any person using or relying upon such information does so on the basis that the State of Victoria accepts no responsibility or liability whatsoever for any errors, faults, defects or omissions in the information supplied.