

JellisCraig

CHADSTONE

Suburb Report

Know your neighbourhood.



CHADSTONE SUBURB REPORT

Median House Price*

Median

\$1.31m

Quarterly Price Change

6.81% ↑

Median Unit Price*

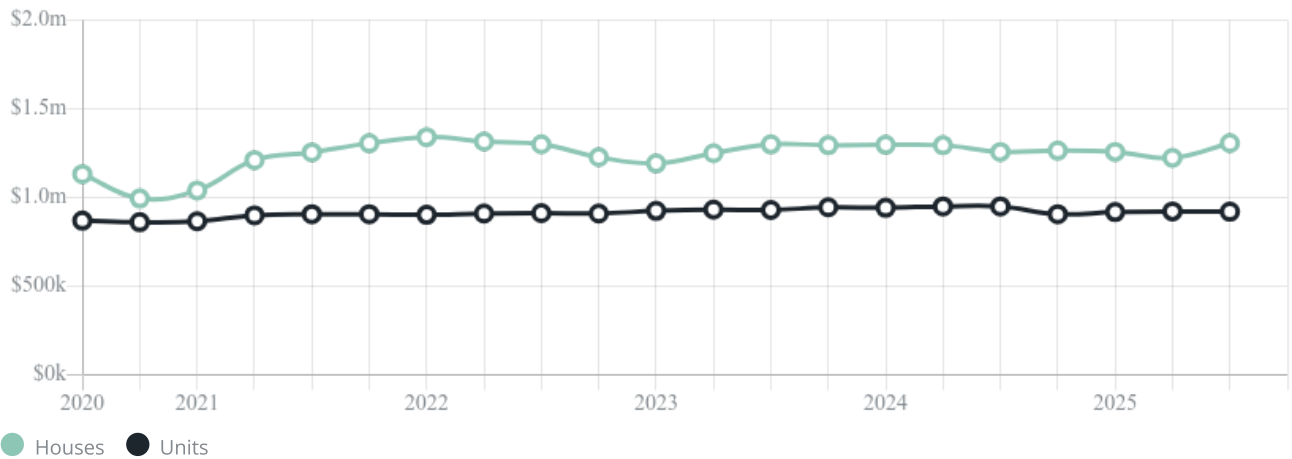
Median

\$920k

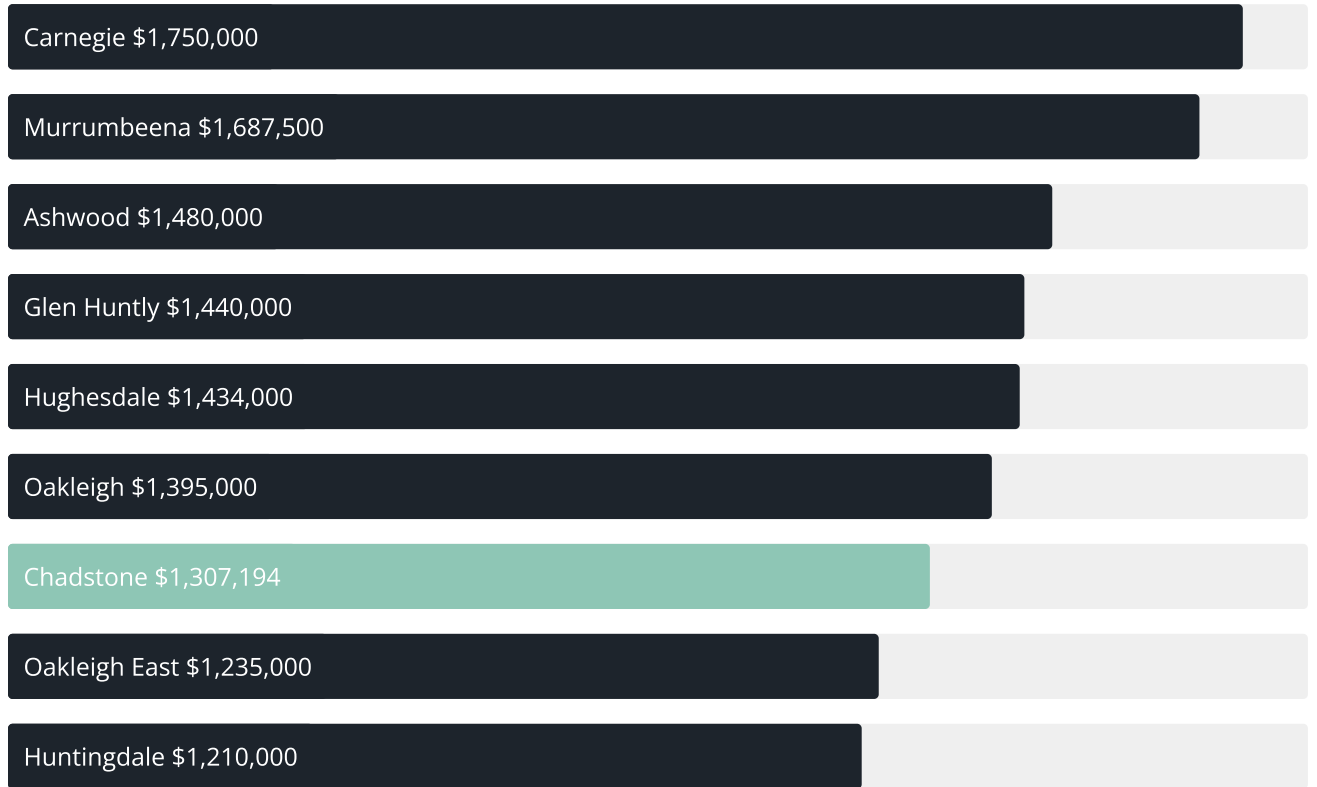
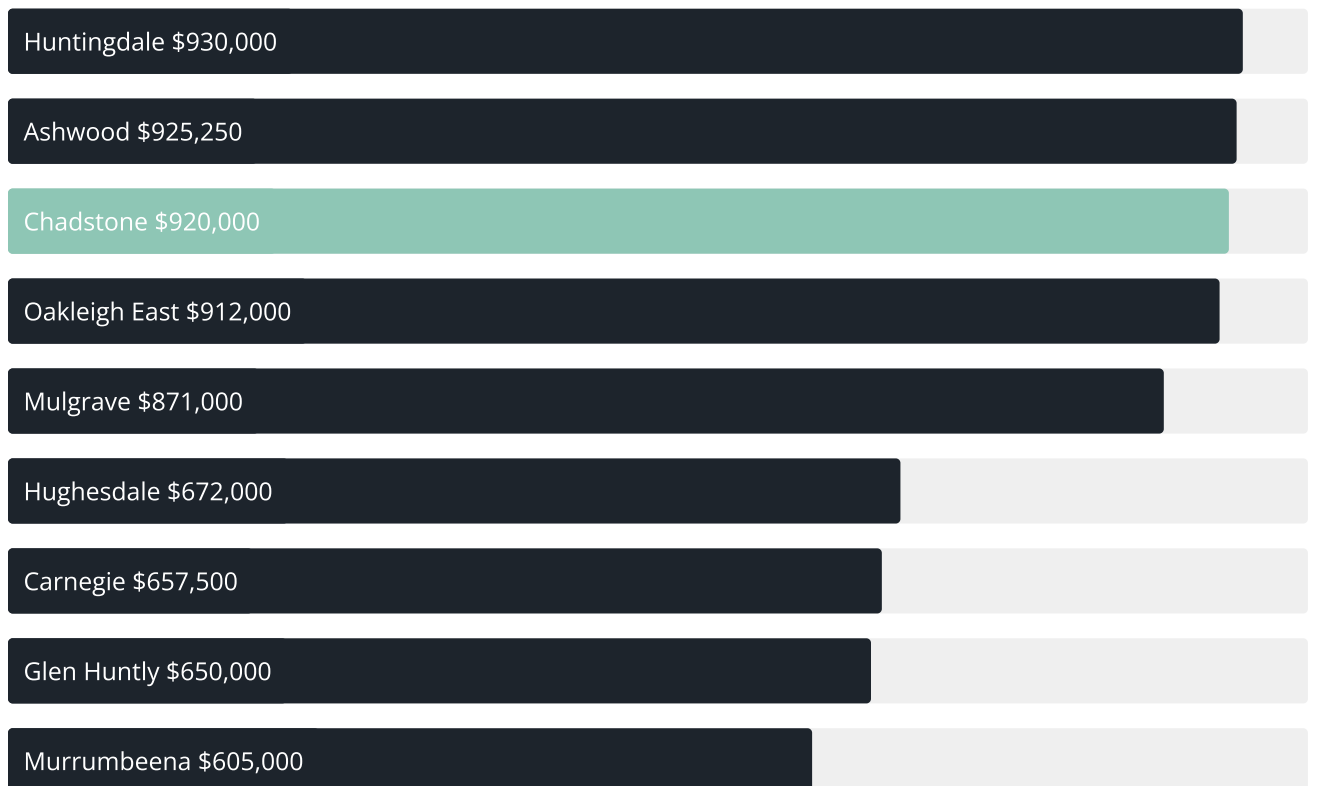
Quarterly Price Change

-0.21% ↓

Quarterly Price Change*



CHADSTONE SUBURB REPORT

Median House Sale Price^{*}Median Unit Sale Price^{*}

CHADSTONE SUBURB REPORT

Sale Method^{*}Auction Clearance Rate^{*}

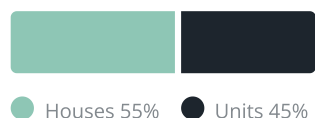
88.57%

Median Days on Market[^]

27 days

Average Hold Period^{*}

6.4 years

Dwelling Type[^]Ownership[^]Population[^]

9,552

Median Asking Rent per week^{*}

\$620

Population Growth[^]

10.54%

Rental Yield^{*}

2.49%

Median Age[^]











35 years

Median Household Size[^]











2.5 people

CHADSTONE SUBURB REPORT











Discover a snapshot of the most recent results for this suburb, to view the full 12 months of sales history, please go to jellisicraig.com.au/suburbinsights

Address	Bedrooms	Type	Price	Sold
 40 Mawarra Cr CHADSTONE	5	House	\$1,510,000	13 Dec 2025
 9 Nioka St Chadstone	3	House	\$1,280,000	13 Dec 2025
 10 Grandview Rd Chadstone	3	House	\$1,625,000	11 Dec 2025
 2/24 Jindabyne Av Chadstone	3	Unit	\$1,105,000	06 Dec 2025
 24/32 Adrian St Chadstone	4	Townhouse	\$1,050,000	06 Dec 2025
 13 Nyrang St Chadstone	3	House	\$1,234,000	06 Dec 2025
 5/2-4 Newton St Chadstone	2	Townhouse	\$720,000	06 Dec 2025
 2/25 Collins St Chadstone	2	Apartment	\$642,500	05 Dec 2025
 19 Savannah Pl Chadstone	4	House	\$1,900,000	01 Dec 2025
 27a Bolwarra St Chadstone	4	House	\$1,510,000	29 Nov 2025

CHADSTONE SUBURB REPORT

Address	Bedrooms	Type	Price	Sold
 6 Edward St CHADSTONE	5	House	\$3,164,000	29 Nov 2025
 8 Attunga St Chadstone	2	House	\$1,250,000	22 Nov 2025
 2/31 Burton St Chadstone	3	Townhouse	\$1,011,600	22 Nov 2025
 2/111 Waverley Rd Chadstone	3	Flat/Unit/Apartment	\$947,000	13 Nov 2025
 1/24 Stapley Cr Chadstone	4	Townhouse	\$1,530,000	10 Nov 2025
 136 Power Av Chadstone	3	House	\$1,150,000	08 Nov 2025
 2/13 Batesford Rd Chadstone	3	Unit	\$1,265,000	08 Nov 2025
 3 Gooyong Av Chadstone	3	House	\$1,360,000	08 Nov 2025
 2/30 Kelly St Chadstone	2	Unit	\$560,000	06 Nov 2025
 3/111 Waverley Rd Chadstone	3	Townhouse	\$850,000	31 Oct 2025

CHADSTONE SUBURB REPORT

Address	Bedrooms	Type	Price	Sold
 2/5 Evans St Chadstone	3	Flat/Unit/Apartment	\$845,000	30 Oct 2025
 4 Edward St Chadstone	5	House	\$1,438,000	30 Oct 2025
 1/28 Melinga Cr Chadstone	3	Unit	\$905,000	30 Oct 2025
 2/20 Hillcrest Av Chadstone	2	Unit	\$875,000	25 Oct 2025
 1/3 Hillcrest Av CHADSTONE	4	Townhouse	\$1,152,500	25 Oct 2025
 3/25 Westbrook St CHADSTONE	2	Unit	\$770,000	22 Oct 2025
 2/12 Atkinson St CHADSTONE	4	Townhouse	\$1,325,000	17 Oct 2025
 3/8 Kelly St Chadstone	3	Townhouse	\$805,000	11 Oct 2025
 2/8 Westbrook St Chadstone	2	Villa	\$843,000	11 Oct 2025
 1/37 Burton St Chadstone	2	Unit	\$888,000	07 Oct 2025



Please contact your local Jellis Craig office

jelliscraig.com.au

Data is current as of PDF generation date 01/01/2026

* Updated Quarterly for the past 12 months

^ Updated daily for the past quarter

~ Updated daily: 33 recent results.

This publication contains data, analytics, statistics and other information supplied by PROPERTYDATAONLINE PTY LTD (PropertyData). The data provided in this publication is of a general nature and should not be construed as specific advice or relied upon in lieu of appropriate professional advice.

PropertyData relies upon data supplied by third parties and while the data is checked and reviewed, PropertyData does not warrant the accuracy or completeness of the information to the full extent permitted by the law and excludes all loss or damage howsoever arising (including through negligence) in connection with the data supplied by PropertyData. The State of Victoria owns the copyright in the Property Sales Data and reproduction of that data in any way without the consent of the State of Victoria will constitute a breach of the Copyright Act 1968 (cth). The State of Victoria does not warrant the accuracy or completeness of the Property Sales Data and any person using or relying upon such information does so on the basis that the State of Victoria accepts no responsibility or liability whatsoever for any errors, faults, defects or omissions in the information supplied.