



Chadstone

Suburb Report



Your connection to property insights



JellisCraig

CHADSTONE SUBURB REPORT

Median house price¹

Median

\$1.35m

Quarterly price change

2.44% ↑

Median unit price¹

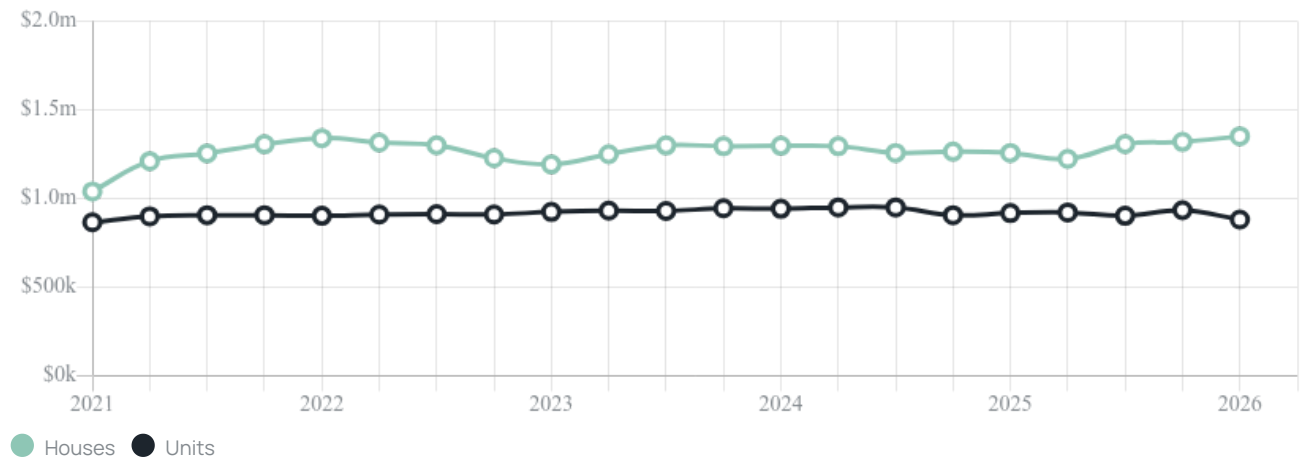
Median

\$882k

Quarterly price change

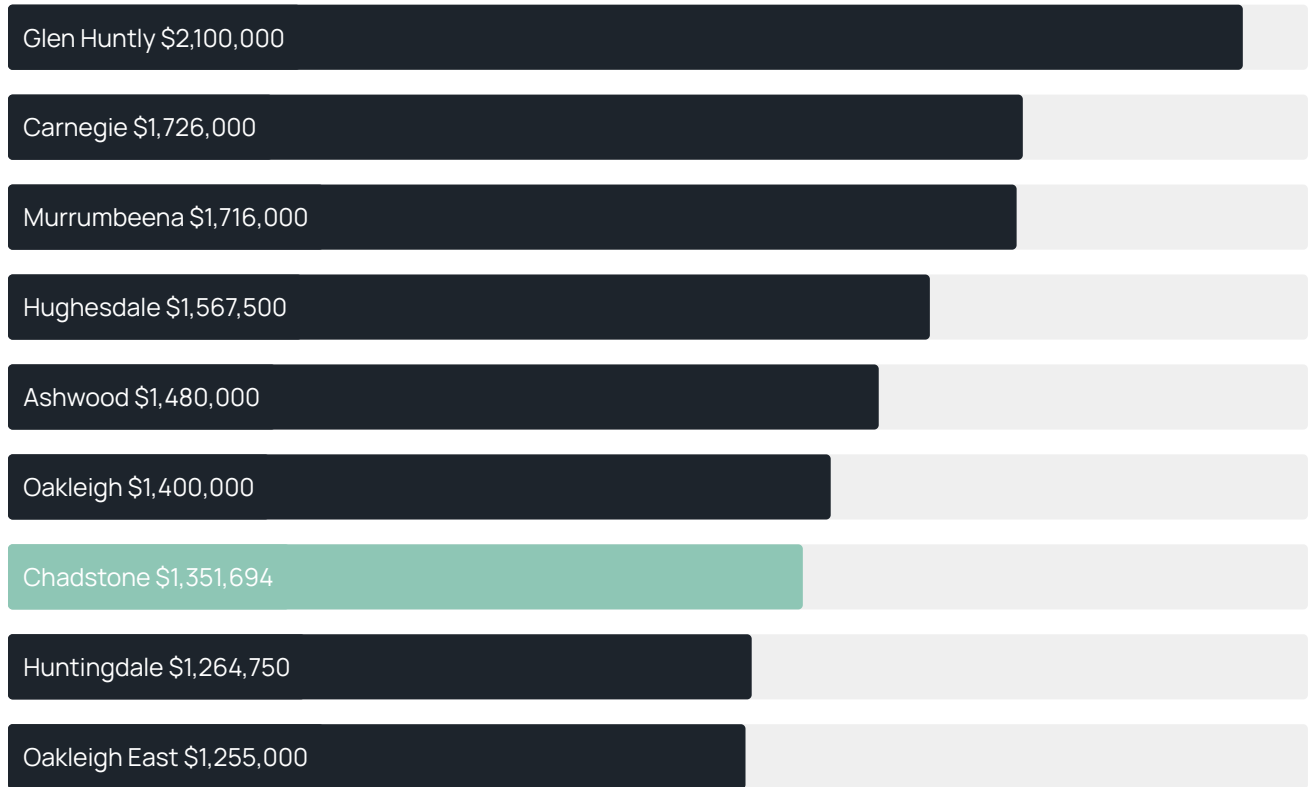
-5.62% ↓

Quarterly price change¹

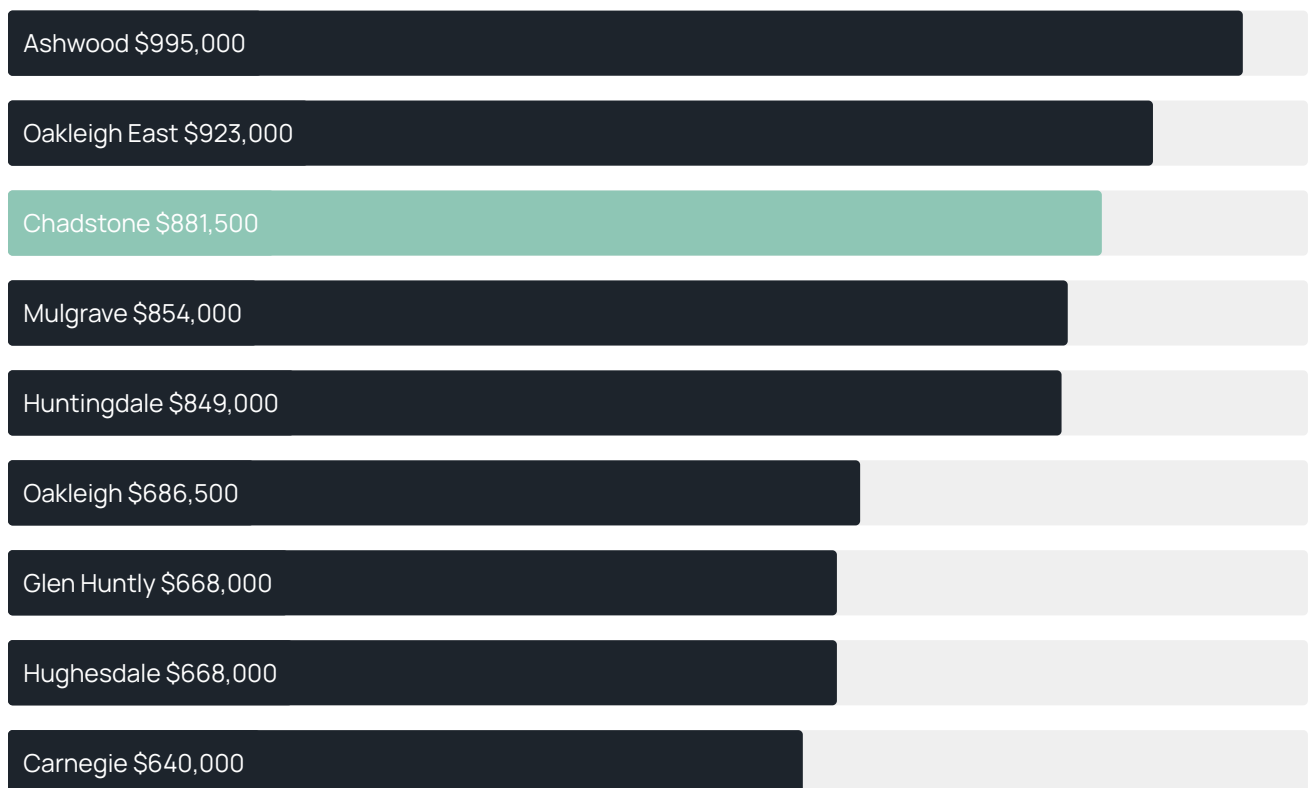


CHADSTONE SUBURB REPORT

Median house price¹



Median unit price¹



Sale method²



● Auction 80%
● Private 20%

Auction clearance rate³

84.38%

Median days on market³

25 days

Jellis Craig average inspection attendance per listing⁴

25 groups

Average hold period¹

6.4 years

Dwelling type⁵



● Houses 55% ● Units 45%

Ownership⁵



● Owned outright 27% ● Mortgaged 36% ● Rented 37%

Population⁵

9,552

Median asking rent¹

\$665 per week

Population growth⁵

10.54%

Rental yield¹

2.49%

Median age⁵

35 years











Median household size⁵

2.5 people











CHADSTONE SUBURB REPORT

Recent Chadstone sales











Discover a snapshot of the most recent results for this suburb, to view the full 12 months of sales history, please go to jellisCraig.com.au/suburb-reports

Address	Bedrooms	Type	Price	Sold
 21 Carramar St Chadstone	4	House	\$1,820,000	16 May 2026
 1/5 Stapley Cr Chadstone	2	Unit	\$990,000	02 May 2026
 12 Ventnor St CHADSTONE	4	House	\$1,700,000	02 May 2026
 40 Hillcrest Ct Chadstone	5	House	\$1,326,000	18 Apr 2026
 97 Power Av Chadstone	3	House	\$1,200,000	18 Apr 2026
 33 Atkinson St Chadstone	4	House	\$1,540,000	18 Apr 2026
 2/137 Power Av Chadstone	4	Townhouse	\$1,241,000	11 Apr 2026
 430/70 Batesford Rd Chadstone	2	Apartment	\$470,000	28 Mar 2026
 1/18 Moorong St Chadstone	3	Townhouse	\$855,000	28 Mar 2026
 2/6 Eureka St Chadstone	3	Townhouse	\$869,000	28 Mar 2026

CHADSTONE SUBURB REPORT

Address	Bedrooms	Type	Price	Sold
 8 Dundee Av Chadstone	4	House	\$1,360,000	26 Mar 2026
 105/25 Collins St Chadstone	2	Apartment	\$535,000	25 Mar 2026
 10 Mark Ct Chadstone	3	House	\$1,125,000	24 Mar 2026
 1/21 Swanson Cr Chadstone	3	Unit	\$950,000	21 Mar 2026
 226/70 Batesford Rd Chadstone	1	Apartment	\$336,000	17 Mar 2026
 1/2a Vision St Chadstone	3	Townhouse	\$900,000	12 Mar 2026
 420/70 Batesford Rd Chadstone	2	Apartment	\$452,000	11 Mar 2026
 13/13 Churchill Av Chadstone	2	Apartment	\$525,000	06 Mar 2026
 3/75 Power Av Chadstone	3	Townhouse	\$835,000	04 Mar 2026
 1/31 Burton St Chadstone	3	Flat/Unit/Apartment	\$1,080,000	03 Mar 2026

CHADSTONE SUBURB REPORT

Address	Bedrooms	Type	Price	Sold
 305/70 Batesford Rd Chadstone	1	Apartment	\$372,000	28 Feb 2026
 6 Aikman Cr Chadstone	4	House	\$1,450,000	28 Feb 2026
 15 Eureka St Chadstone	5	House	\$1,260,000	26 Feb 2026
 23 Beckett St Chadstone	4	House	\$1,420,000	21 Feb 2026
 1/6 Eureka St Chadstone	3	Unit	\$855,888	21 Feb 2026
 30 Alooomba St CHADSTONE	3	House	\$1,220,000	21 Feb 2026
 27 Nioka St Chadstone	5	House	\$2,211,000	20 Feb 2026
 2/49 Margot St Chadstone	3	Townhouse	\$928,888	14 Feb 2026
 1/103 Huntingdale Rd Chadstone	3	Unit	\$830,000	11 Feb 2026
 1/25 Amaroo St Chadstone	3	House	\$868,000	10 Feb 2026



Please contact your local Jellis Craig office

Jellis Craig acknowledges and pays our respects to the Bunurong People, the Wadawurrung People, the Dja Dja Wurrung People and the Wurundjeri People as the Traditional Owners and original custodians of the lands on which Jellis Craig operates.

Data is current as of PDF generation date 01/06/2026

- 1 Property Data Online, updated quarterly for the past 12 months
- 2 Property Data Online, updated daily for the past 12 months
- 3 Property Data Online, updated daily for the past quarter
- 4 Jellis Craig's average inspection attendance per listing (houses) over the last 12 months, updated daily
- 5 2021 Australian Census
- 6 Property Data Online, updated daily

This publication contains data, analytics, statistics and other information supplied by PROPERTYDATAONLINE PTY LTD (PropertyData). The data provided in this publication is of a general nature and should not be construed as specific advice or relied upon in lieu of appropriate professional advice.

PropertyData relies upon data supplied by third parties and while the data is checked and reviewed, PropertyData does not warrant the accuracy or completeness of the information to the full extent permitted by the law and excludes all loss or damage howsoever arising (including through negligence) in connection with the data supplied by PropertyData. The State of Victoria owns the copyright in the Property Sales Data and reproduction of that data in any way without the consent of the State of Victoria will constitute a breach of the Copyright Act 1968 (cth). The State of Victoria does not warrant the accuracy or completeness of the Property Sales Data and any person using or relying upon such information does so on the basis that the State of Victoria accepts no responsibility or liability whatsoever for any errors, faults, defects or omissions in the information supplied.