



Charlemont

# Suburb Report



Your connection to property insights



JellisCraig

CHARLEMONT SUBURB REPORT

Median house price<sup>1</sup>

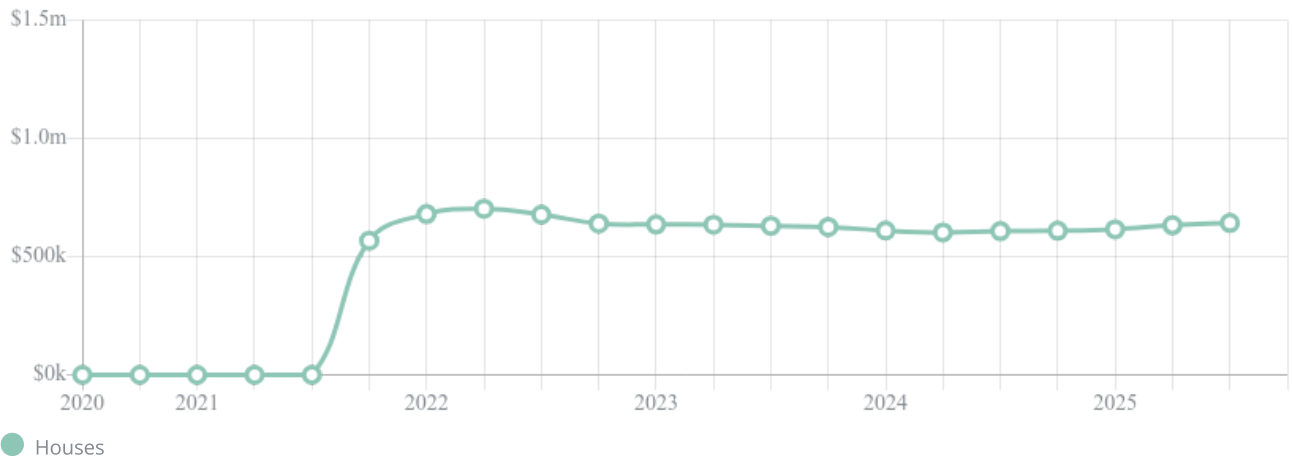
Median

\$643k

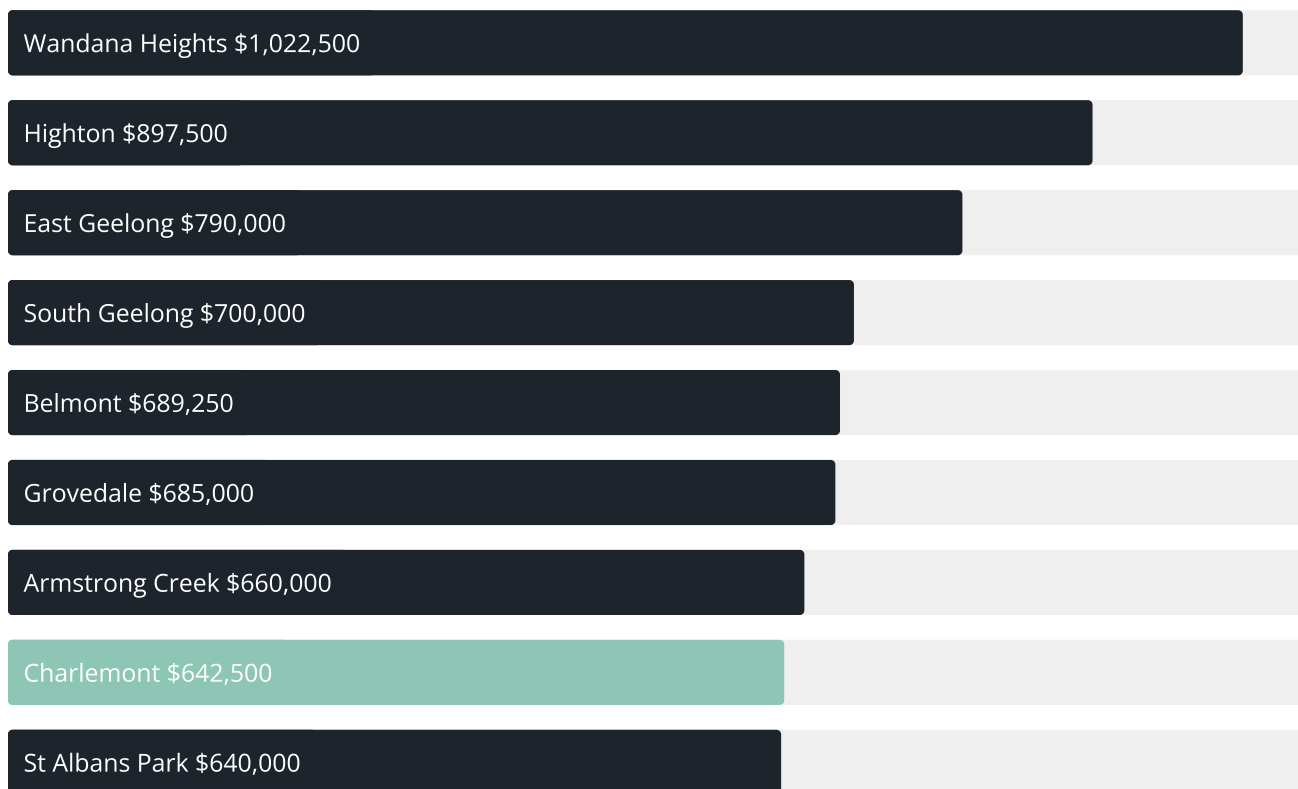
Quarterly price change

1.58% ↑

Quarterly price change<sup>1</sup>



## CHARLEMONT SUBURB REPORT

Median house price<sup>1</sup>Median unit price<sup>1</sup>

Sale method<sup>2</sup>

● Private 100%

Median days on market<sup>3</sup>

29 days

Jellis Craig average inspection attendance per listing<sup>4</sup>

29 groups

Average hold period<sup>1</sup>

2.6 years

Dwelling type<sup>5</sup>

● Houses 98% ● Units 2%

Ownership<sup>5</sup>

● Owned outright 11% ● Mortgaged 64% ● Rented 25%

Population<sup>5</sup>

2,612

Median asking rent<sup>1</sup>

\$520 per week

Median age<sup>5</sup>

29 years

Rental yield<sup>1</sup>

4.25%











Median household size<sup>5</sup>

2.5 people











## CHARLEMONT SUBURB REPORT

## Recent Charlemont sales











Discover a snapshot of the most recent results for this suburb, to view the full 12 months of sales history, please go to [jellisrcraig.com.au/suburb-reports](https://jellisrcraig.com.au/suburb-reports)

Address	Bedrooms	Type	Price	Sold
 35 Albany Way Charlemont	3	House	\$600,000	18 Dec 2025
 15 Parkfield Blvd Charlemont	3	House	\$585,000	11 Dec 2025
 9 Elbert St Charlemont	3	Townhouse	\$595,000	11 Dec 2025
 8 Havant Cirt Charlemont	4	House	\$656,000	11 Dec 2025
 19 Audrey St Charlemont	4	House	\$780,000	04 Dec 2025
 24 Precinct Rd Charlemont	2	House	\$560,000	27 Nov 2025
 52 Kennard Gr Charlemont	4	House	\$675,000	26 Nov 2025
 6 Elbert St Charlemont	4	House	\$705,000	25 Nov 2025
 54-56 Kennard Gr Charlemont	3	House	\$710,000	21 Nov 2025
 104 Greyjoy Rd Charlemont	4	House	\$780,000	19 Nov 2025

## CHARLEMONT SUBURB REPORT

Address	Bedrooms	Type	Price	Sold
 60 Giovanni Dr Charlemont	4	House	\$650,000	13 Nov 2025
 28 Lillrose Dr Charlemont	3	House	\$630,000	12 Nov 2025
 3 Bligh St Charlemont	4	House	\$630,000	11 Nov 2025
 51 Flannery Cirt Charlemont	3	House	\$640,000	07 Nov 2025
 11 Flannery Cirt Charlemont	3	Townhouse	\$585,000	06 Nov 2025
 186 Sparrovale Rd Charlemont	3	House	\$600,000	05 Nov 2025
 8 Orland Cirt Charlemont	3	House	\$655,000	29 Oct 2025
 60 Precinct Rd Charlemont	3	House	\$617,000	27 Oct 2025
 146 Bramley Av Charlemont	4	House	\$700,000	24 Oct 2025
 49 Munro Dr Charlemont	3	House	\$625,000	14 Oct 2025

## CHARLEMONT SUBURB REPORT

Address	Bedrooms	Type	Price	Sold
 25 Italianate St Charlemont	4	House	\$640,000	14 Oct 2025
 38 Greyjoy Rd Charlemont	4	House	\$670,000	14 Oct 2025
 19 Albany Way Charlemont	3	House	\$620,000	14 Oct 2025
 11 Mollyan Av Charlemont	3	House	\$602,500	10 Oct 2025
 54 Havant Cirt Charlemont	3	House	\$600,000	08 Oct 2025
 21 Hadley St Charlemont	3	House	\$627,000	06 Oct 2025
 24 Oakdale St Charlemont	4	House	\$720,000	04 Oct 2025
 131 Bramley Av Charlemont	4	House	\$637,000	03 Oct 2025
 12 Beaumont Av Charlemont	3	House	\$650,000	02 Oct 2025
 59 Munro Dr Charlemont	3	House	\$567,000	29 Sep 2025



**Jellis Craig Geelong**

205 Pakington Street, Geelong West  
(03) 5222 7772

Jellis Craig acknowledges and pays our respects to the Bunurong People, the Wadawurrung People, the Dja Dja Wurrung People and the Wurundjeri People as the Traditional Owners and original custodians of the lands on which Jellis Craig operates.



Data is current as of PDF generation date 08/01/2026

- 1 Property Data Online, updated quarterly for the past 12 months
- 2 Property Data Online, updated daily for the past 12 months
- 3 Property Data Online, updated daily for the past quarter
- 4 Jellis Craig's average inspection attendance per listing (houses) over the last 12 months, updated daily
- 5 2021 Australian Census
- 6 Property Data Online, updated daily

This publication contains data, analytics, statistics and other information supplied by PROPERTYDATAONLINE PTY LTD (PropertyData). The data provided in this publication is of a general nature and should not be construed as specific advice or relied upon in lieu of appropriate professional advice.

PropertyData relies upon data supplied by third parties and while the data is checked and reviewed, PropertyData does not warrant the accuracy or completeness of the information to the full extent permitted by the law and excludes all loss or damage howsoever arising (including through negligence) in connection with the data supplied by PropertyData. The State of Victoria owns the copyright in the Property Sales Data and reproduction of that data in any way without the consent of the State of Victoria will constitute a breach of the Copyright Act 1968 (cth). The State of Victoria does not warrant the accuracy or completeness of the Property Sales Data and any person using or relying upon such information does so on the basis that the State of Victoria accepts no responsibility or liability whatsoever for any errors, faults, defects or omissions in the information supplied.