



Charlemont

# Suburb Report



Your connection to property insights



**JellisCraig**

CHARLEMONT SUBURB REPORT

Median house price<sup>1</sup>

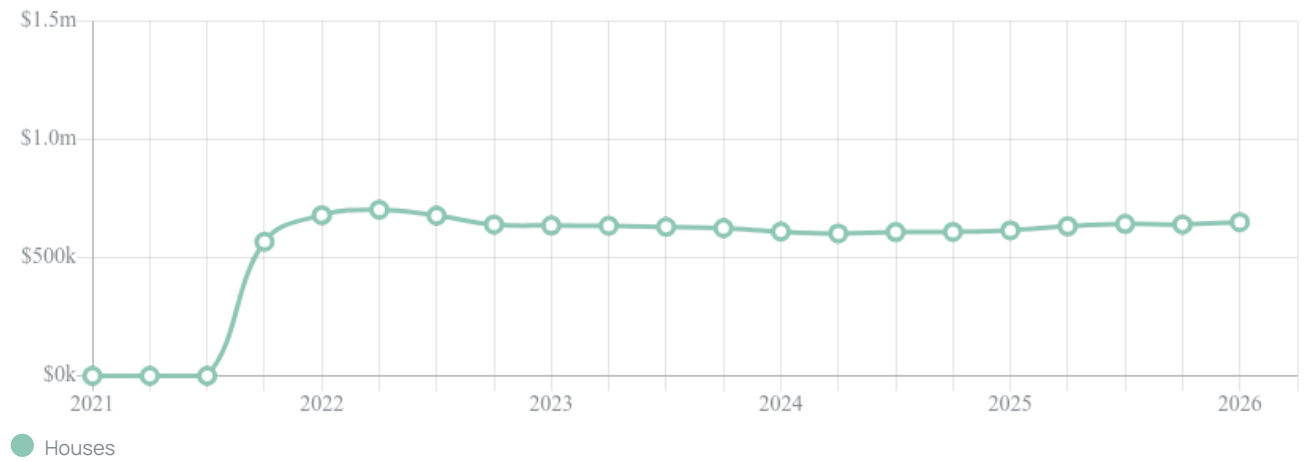
Median

\$650k

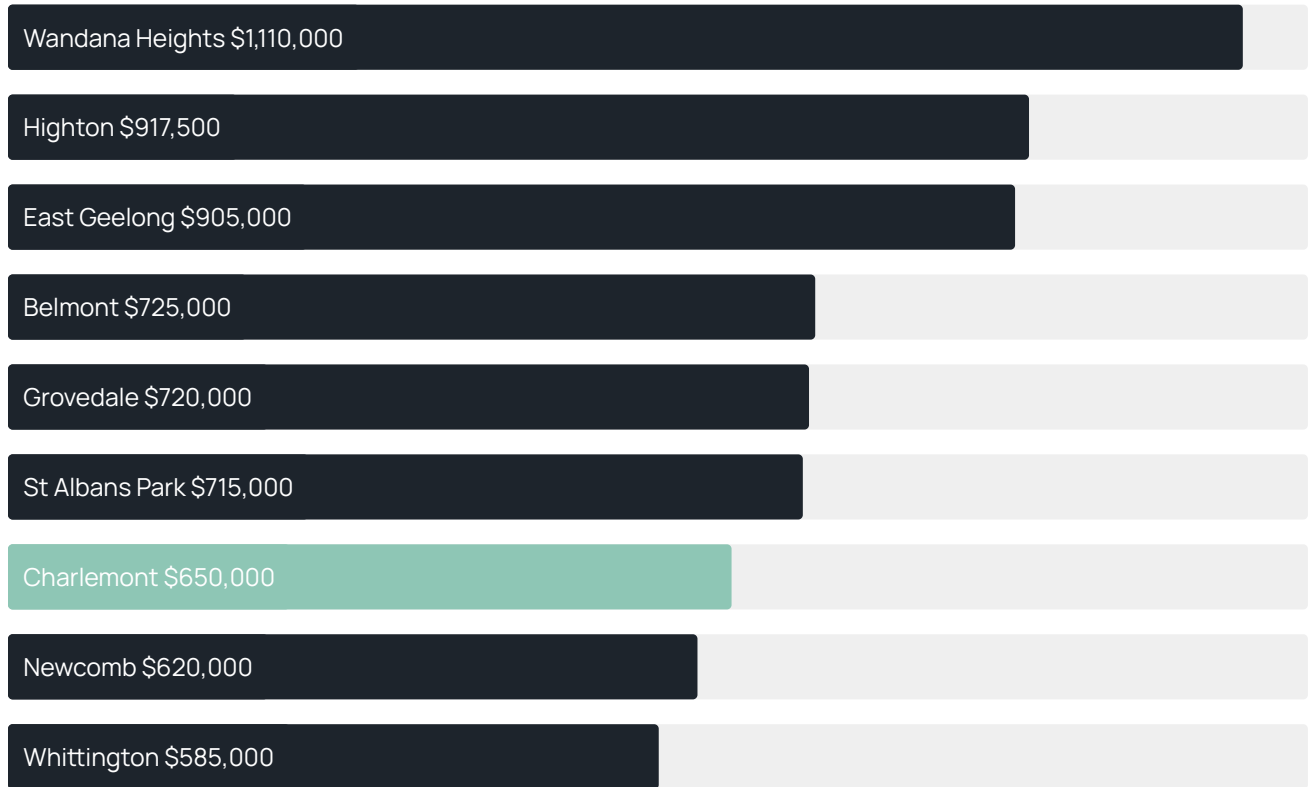
Quarterly price change

1.56% ↑

Quarterly price change<sup>1</sup>



### Median house price<sup>1</sup>



### Median unit price<sup>1</sup>



Sale method<sup>2</sup>



Median days on market<sup>3</sup>

23 days

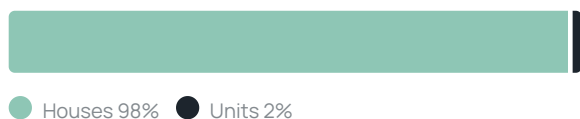
Jellis Craig average inspection attendance per listing<sup>4</sup>

23 groups

Average hold period<sup>1</sup>

2.6 years

Dwelling type<sup>5</sup>



Ownership<sup>5</sup>



Population<sup>5</sup>

2,612

Median asking rent<sup>1</sup>

\$530 per week

Median age<sup>5</sup>

29 years

Rental yield<sup>1</sup>

4.25%











Median household size<sup>5</sup>

2.5 people











CHARLEMONT SUBURB REPORT

## Recent Charlemont sales











Discover a snapshot of the most recent results for this suburb, to view the full 12 months of sales history, please go to [jellisraig.com.au/suburb-reports](http://jellisraig.com.au/suburb-reports)

Address	Bedrooms	Type	Price	Sold
 6 Trent Cr Charlemont	3	House	\$605,000	22 Jun 2026
 14 Baelish Dr Charlemont	3	House	\$670,000	14 Jun 2026
 35 Wylie St Charlemont	3	House	\$550,000	11 Jun 2026
 24 Trent Cr Charlemont	4	House	\$680,000	28 May 2026
 29 Hillsborough Wk Charlemont	3	House	\$570,000	14 May 2026
 18 Italianate St Charlemont	3	House	\$595,000	12 May 2026
 217 Horseshoe Bend Rd Charlemont	34	House	\$600,000	10 May 2026
 13 Parkfield Blvd Charlemont	3	House	\$602,000	07 May 2026
 157 Sparrovale Rd Charlemont	3	House	\$675,000	04 May 2026
 9 Paley St Charlemont	4	House	\$680,000	01 May 2026

## CHARLEMONT SUBURB REPORT

Address	Bedrooms	Type	Price	Sold
 1 Pythais Way Charlemont	3	House	\$637,500	29 Apr 2026
 27 Larkspur Way Charlemont	3	House	\$585,000	28 Apr 2026
 30 Barbra Dr Charlemont	4	House	\$750,000	24 Apr 2026
 14 Tywin St Charlemont	2	House	\$545,000	21 Apr 2026
 13 Sandor Tce Charlemont	3	House	\$650,000	21 Apr 2026
 7 Havant Cirt Charlemont	4	House	\$750,000	20 Apr 2026
 3 Springleaf Way Charlemont	4	House	\$770,000	20 Apr 2026
 58 Lillrose Dr Charlemont	4	House	\$805,000	17 Apr 2026
 20 Ashfield Dr Charlemont	3	House	\$395,000	16 Apr 2026
 37 Wylie St Charlemont	3	House	\$570,000	16 Apr 2026

## CHARLEMONT SUBURB REPORT

Address	Bedrooms	Type	Price	Sold
 36 Swanburra Dr Charlemont	4	House	\$680,000	15 Apr 2026
 86 Beaumont Av Charlemont	3	House	\$610,000	13 Apr 2026
 46 Precinct Rd Charlemont	3	House	\$610,000	12 Apr 2026
 7 Petrus Way Charlemont	3	House	\$595,000	10 Apr 2026
 14 Taylors Cirt Charlemont	3	House	\$570,000	09 Apr 2026
 22 Meereen St Charlemont	3	House	\$600,000	08 Apr 2026
 16 Barbra Dr Charlemont	3	House	\$645,000	08 Apr 2026
 24 Devereux Way Charlemont	4	House	\$750,000	02 Apr 2026
 9 Wilby Wlk Charlemont	2	House	\$600,000	01 Apr 2026
 8 Eunomus Way Charlemont	3	House	\$590,000	01 Apr 2026



**Jellis Craig Geelong**  
205 Pakington Street, Geelong West  
(03) 5222 7772

Jellis Craig acknowledges and pays our respects to the Bunurong People, the Wadawurrung People, the Dja Dja Wurrung People and the Wurundjeri People as the Traditional Owners and original custodians of the lands on which Jellis Craig operates.

---

Data is current as of PDF generation date 01/07/2026

- 1 Property Data Online, updated quarterly for the past 12 months
- 2 Property Data Online, updated daily for the past 12 months
- 3 Property Data Online, updated daily for the past quarter
- 4 Jellis Craig's average inspection attendance per listing (houses) over the last 12 months, updated daily
- 5 2021 Australian Census
- 6 Property Data Online, updated daily

This publication contains data, analytics, statistics and other information supplied by PROPERTYDATAONLINE PTY LTD (PropertyData). The data provided in this publication is of a general nature and should not be construed as specific advice or relied upon in lieu of appropriate professional advice.

PropertyData relies upon data supplied by third parties and while the data is checked and reviewed, PropertyData does not warrant the accuracy or completeness of the information to the full extent permitted by the law and excludes all loss or damage howsoever arising (including through negligence) in connection with the data supplied by PropertyData. The State of Victoria owns the copyright in the Property Sales Data and reproduction of that data in any way without the consent of the State of Victoria will constitute a breach of the Copyright Act 1968 (cth). The State of Victoria does not warrant the accuracy or completeness of the Property Sales Data and any person using or relying upon such information does so on the basis that the State of Victoria accepts no responsibility or liability whatsoever for any errors, faults, defects or omissions in the information supplied.