



Charlemont

# Suburb Report



Your connection to property insights



**JellisCraig**

CHARLEMONT SUBURB REPORT

Median house price<sup>1</sup>

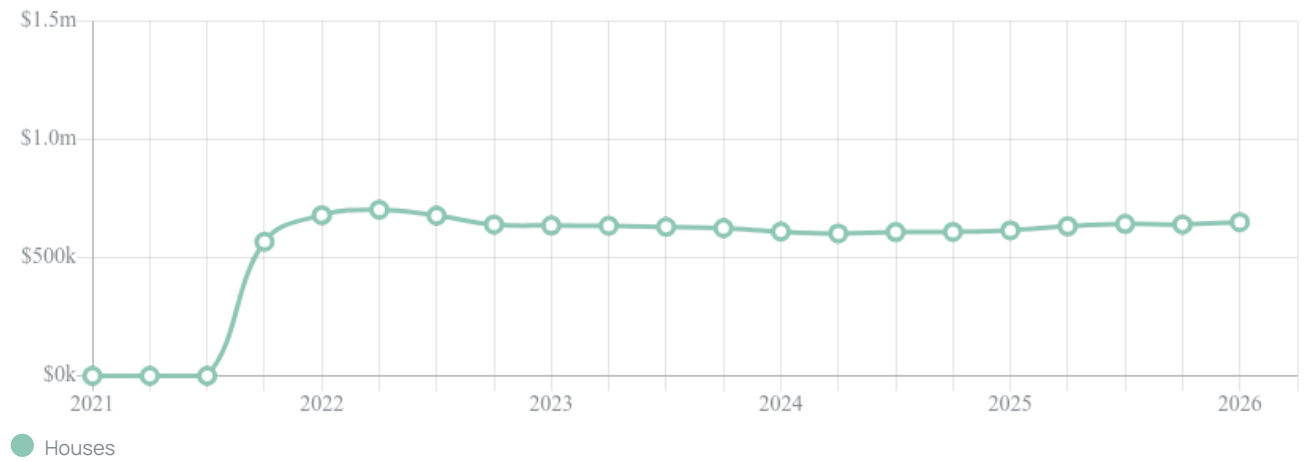
Median

\$650k

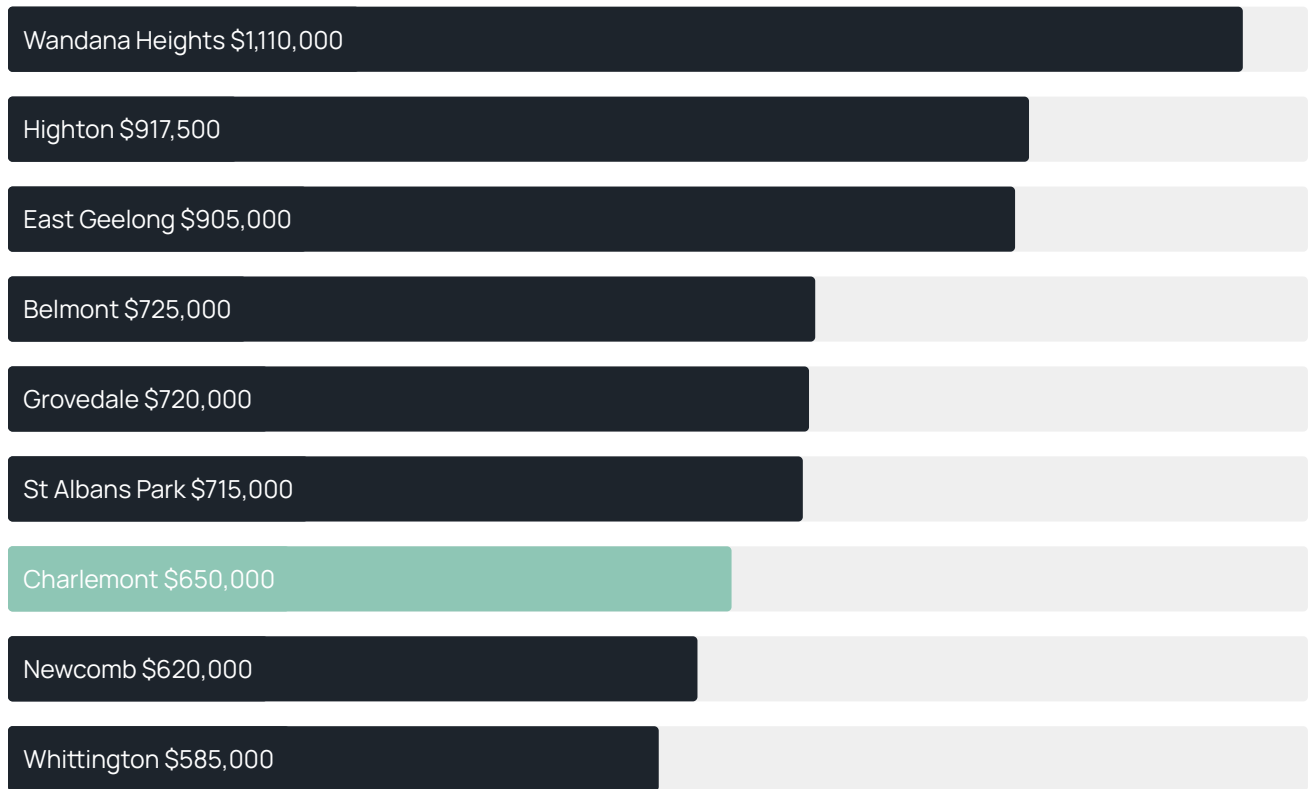
Quarterly price change

1.56% ↑

Quarterly price change<sup>1</sup>



### Median house price<sup>1</sup>



### Median unit price<sup>1</sup>



Sale method<sup>2</sup>



Median days on market<sup>3</sup>

18 days

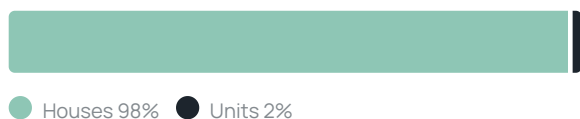
Jellis Craig average inspection attendance per listing<sup>4</sup>

18 groups

Average hold period<sup>1</sup>

2.6 years

Dwelling type<sup>5</sup>



Ownership<sup>5</sup>



Population<sup>5</sup>

2,612

Median asking rent<sup>1</sup>

\$530 per week

Median age<sup>5</sup>

29 years

Rental yield<sup>1</sup>

4.25%











Median household size<sup>5</sup>

2.5 people











CHARLEMONT SUBURB REPORT

## Recent Charlemont sales











Discover a snapshot of the most recent results for this suburb, to view the full 12 months of sales history, please go to [jellisraig.com.au/suburb-reports](http://jellisraig.com.au/suburb-reports)

| Address  | Bedrooms | Type  | Price     | Sold        |
|--|----------|-------|-----------|-------------|
|  24 Trent Cr<br>Charlemont              | 4        | House | \$680,000 | 28 May 2026 |
|  18 Italianate St<br>Charlemont         | 3        | House | \$595,000 | 12 May 2026 |
|  217 Horseshoe<br>Bend Rd<br>Charlemont | 34       | House | \$600,000 | 10 May 2026 |
|  13 Parkfield Blvd<br>Charlemont       | 3        | House | \$602,000 | 07 May 2026 |
|  9 Paley St<br>Charlemont             | 4        | House | \$680,000 | 01 May 2026 |
|  1 Pythais Way<br>Charlemont          | 3        | House | \$637,500 | 29 Apr 2026 |
|  27 Larkspur Way<br>Charlemont        | 3        | House | \$585,000 | 28 Apr 2026 |
|  13 Sandor Tce<br>Charlemont          | 3        | House | \$650,000 | 21 Apr 2026 |
|  14 Tywin St<br>Charlemont            | 2        | House | \$545,000 | 21 Apr 2026 |
|  7 Havant Cirt<br>Charlemont          | 4        | House | \$750,000 | 20 Apr 2026 |

## CHARLEMONT SUBURB REPORT

| Address   | Bedrooms | Type  | Price     | Sold        |
|---|----------|-------|-----------|-------------|
|  3 Springleaf Way<br>Charlemont  | 4        | House | \$770,000 | 20 Apr 2026 |
|  58 Lillrose Dr<br>Charlemont    | 4        | House | \$805,000 | 17 Apr 2026 |
|  20 Ashfield Dr<br>Charlemont    | 3        | House | \$395,000 | 16 Apr 2026 |
|  37 Wylie St<br>Charlemont       | 3        | House | \$570,000 | 16 Apr 2026 |
|  36 Swanburra Dr<br>Charlemont  | 4        | House | \$680,000 | 15 Apr 2026 |
|  46 Precinct Rd<br>Charlemont  | 3        | House | \$610,000 | 12 Apr 2026 |
|  7 Petrus Way<br>Charlemont    | 3        | House | \$595,000 | 10 Apr 2026 |
|  14 Taylors Cirt<br>Charlemont | 3        | House | \$570,000 | 09 Apr 2026 |
|  22 Meereen St<br>Charlemont   | 3        | House | \$600,000 | 08 Apr 2026 |
|  16 Barbra Dr<br>Charlemont    | 3        | House | \$645,000 | 08 Apr 2026 |

## CHARLEMONT SUBURB REPORT

| Address  | Bedrooms | Type  | Price       | Sold        |
|--|----------|-------|-------------|-------------|
|  24 Devereux Way<br>Charlemont    | 4        | House | \$750,000   | 02 Apr 2026 |
|  6 Arya Rd<br>Charlemont          | 4        | House | \$730,000   | 30 Mar 2026 |
|  7 Elbert St<br>Charlemont        | 3        | House | \$585,000   | 26 Mar 2026 |
|  5 Elbert St<br>Charlemont        | 3        | House | \$600,000   | 23 Mar 2026 |
|  83 Barbra Dr<br>Charlemont      | 4        | House | \$825,000   | 23 Mar 2026 |
|  27 Worn Rd<br>Charlemont       | 4        | House | \$711,000   | 21 Mar 2026 |
|  20 Mattnick Blvd<br>Charlemont | 4        | House | \$1,090,000 | 20 Mar 2026 |
|  59 Arnold Cirt<br>Charlemont   | 3        | House | \$660,000   | 20 Mar 2026 |
|  72 Greyjoy Rd<br>Charlemont    | 4        | House | \$738,000   | 20 Mar 2026 |
|  27 Valrose Rd<br>Charlemont    | 5        | House | \$727,000   | 18 Mar 2026 |



**Jellis Craig Geelong**  
205 Pakington Street, Geelong West  
(03) 5222 7772

Jellis Craig acknowledges and pays our respects to the Bunurong People, the Wadawurrung People, the Dja Dja Wurrung People and the Wurundjeri People as the Traditional Owners and original custodians of the lands on which Jellis Craig operates.

---

Data is current as of PDF generation date 01/06/2026

- 1 Property Data Online, updated quarterly for the past 12 months
- 2 Property Data Online, updated daily for the past 12 months
- 3 Property Data Online, updated daily for the past quarter
- 4 Jellis Craig's average inspection attendance per listing (houses) over the last 12 months, updated daily
- 5 2021 Australian Census
- 6 Property Data Online, updated daily

This publication contains data, analytics, statistics and other information supplied by PROPERTYDATAONLINE PTY LTD (PropertyData). The data provided in this publication is of a general nature and should not be construed as specific advice or relied upon in lieu of appropriate professional advice.

PropertyData relies upon data supplied by third parties and while the data is checked and reviewed, PropertyData does not warrant the accuracy or completeness of the information to the full extent permitted by the law and excludes all loss or damage howsoever arising (including through negligence) in connection with the data supplied by PropertyData. The State of Victoria owns the copyright in the Property Sales Data and reproduction of that data in any way without the consent of the State of Victoria will constitute a breach of the Copyright Act 1968 (cth). The State of Victoria does not warrant the accuracy or completeness of the Property Sales Data and any person using or relying upon such information does so on the basis that the State of Victoria accepts no responsibility or liability whatsoever for any errors, faults, defects or omissions in the information supplied.