



Charlemont

Suburb Report



Your connection to property insights



JellisCraig

CHARLEMONT SUBURB REPORT

Median house price¹

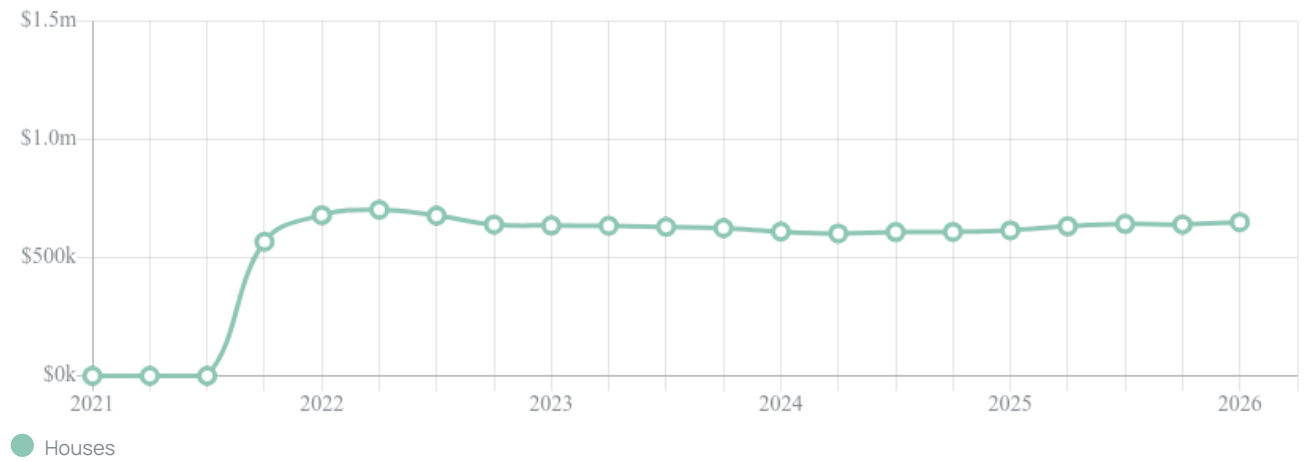
Median

\$650k

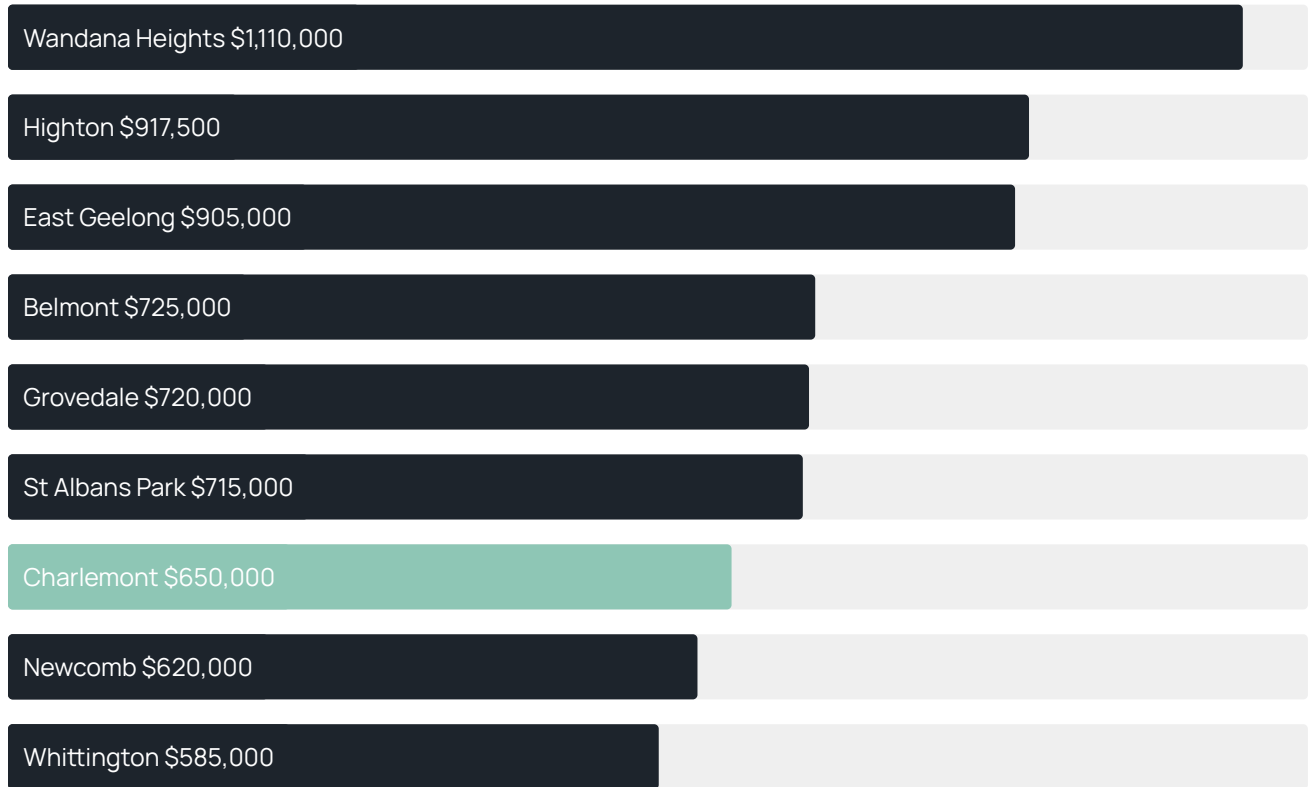
Quarterly price change

1.56% ↑

Quarterly price change¹



Median house price¹



Median unit price¹



Sale method²



● Private 100%

Median days on market³

19 days

Jellis Craig average inspection attendance per listing⁴

19 groups

Average hold period¹

2.6 years

Dwelling type⁵



● Houses 98% ● Units 2%

Ownership⁵



● Owned outright 11% ● Mortgaged 64% ● Rented 25%

Population⁵

2,612

Median asking rent¹

\$530 per week

Median age⁵

29 years

Rental yield¹

4.25%











Median household size⁵

2.5 people











CHARLEMONT SUBURB REPORT

Recent Charlemont sales











Discover a snapshot of the most recent results for this suburb, to view the full 12 months of sales history, please go to jellisraig.com.au/suburb-reports

Address	Bedrooms	Type	Price	Sold
 14 Tywin St Charlemont	2	House	\$545,000	21 Apr 2026
 36 Swanburra Dr Charlemont	4	House	\$680,000	15 Apr 2026
 7 Petrus Way Charlemont	3	House	\$595,000	10 Apr 2026
 14 Taylors Cirt Charlemont	3	House	\$570,000	09 Apr 2026
 22 Meereen St Charlemont	3	House	\$600,000	08 Apr 2026
 16 Barbra Dr Charlemont	3	House	\$645,000	08 Apr 2026
 24 Devereux Way Charlemont	4	House	\$750,000	02 Apr 2026
 6 Arya Rd Charlemont	4	House	\$730,000	30 Mar 2026
 5 Elbert St Charlemont	3	House	\$600,000	23 Mar 2026
 83 Barbra Dr Charlemont	4	House	\$825,000	23 Mar 2026

CHARLEMONT SUBURB REPORT

Address	Bedrooms	Type	Price	Sold
 27 Worn Rd Charlemont	4	House	\$711,000	21 Mar 2026
 59 Arnold Cirt Charlemont	3	House	\$660,000	20 Mar 2026
 20 Mattnick Blvd Charlemont	4	House	\$1,090,000	20 Mar 2026
 16 Flannery Cirt Charlemont	3	House	\$290,000	15 Mar 2026
 6 Walter St Charlemont	4	House	\$720,000	13 Mar 2026
 22 Stones St Charlemont	4	House	\$716,000	06 Mar 2026
 69 Barbra Dr Charlemont	4	House	\$780,000	06 Mar 2026
 15 Limestone St Charlemont	4	House	\$710,000	06 Mar 2026
 2 Tully St Charlemont	4	House	\$730,000	02 Mar 2026
 10 Petrus Way Charlemont	3	Townhouse	\$600,000	20 Feb 2026

CHARLEMONT SUBURB REPORT

Address	Bedrooms	Type	Price	Sold
 32 Taylors Cirt Charlemont	3	House	\$670,000	20 Feb 2026
 7D Rodgers Ct Charlemont	4	House	\$705,000	18 Feb 2026
 21 Italianate St Charlemont	3	House	\$615,000	17 Feb 2026
 19 Palladian Av Charlemont	3	House	\$625,000	10 Feb 2026
 17 Parkes Av Charlemont	3	House	\$675,000	10 Feb 2026
 26 Audrey St Charlemont	3	House	\$770,000	06 Feb 2026
 4 Petrus Way Charlemont	3	House	\$605,000	02 Feb 2026
 10 Paley St Charlemont	3	Townhouse	\$600,000	02 Feb 2026
 5 Genovesi St Charlemont	4	House	\$1,030,000	29 Jan 2026
 43 Mollyan Av Charlemont	3	House	\$590,000	28 Jan 2026



Jellis Craig Geelong
205 Pakington Street, Geelong West
(03) 5222 7772

Jellis Craig acknowledges and pays our respects to the Bunurong People, the Wadawurrung People, the Dja Dja Wurrung People and the Wurundjeri People as the Traditional Owners and original custodians of the lands on which Jellis Craig operates.

Data is current as of PDF generation date 01/05/2026

- 1 Property Data Online, updated quarterly for the past 12 months
- 2 Property Data Online, updated daily for the past 12 months
- 3 Property Data Online, updated daily for the past quarter
- 4 Jellis Craig's average inspection attendance per listing (houses) over the last 12 months, updated daily
- 5 2021 Australian Census
- 6 Property Data Online, updated daily

This publication contains data, analytics, statistics and other information supplied by PROPERTYDATAONLINE PTY LTD (PropertyData). The data provided in this publication is of a general nature and should not be construed as specific advice or relied upon in lieu of appropriate professional advice.

PropertyData relies upon data supplied by third parties and while the data is checked and reviewed, PropertyData does not warrant the accuracy or completeness of the information to the full extent permitted by the law and excludes all loss or damage howsoever arising (including through negligence) in connection with the data supplied by PropertyData. The State of Victoria owns the copyright in the Property Sales Data and reproduction of that data in any way without the consent of the State of Victoria will constitute a breach of the Copyright Act 1968 (cth). The State of Victoria does not warrant the accuracy or completeness of the Property Sales Data and any person using or relying upon such information does so on the basis that the State of Victoria accepts no responsibility or liability whatsoever for any errors, faults, defects or omissions in the information supplied.