



Chelsea Heights

Suburb Report



Your connection to property insights



JellisCraig

CHELSEA HEIGHTS SUBURB REPORT

Median house price¹

Median

\$985k

Quarterly price change

3.14% ↑

Median unit price¹

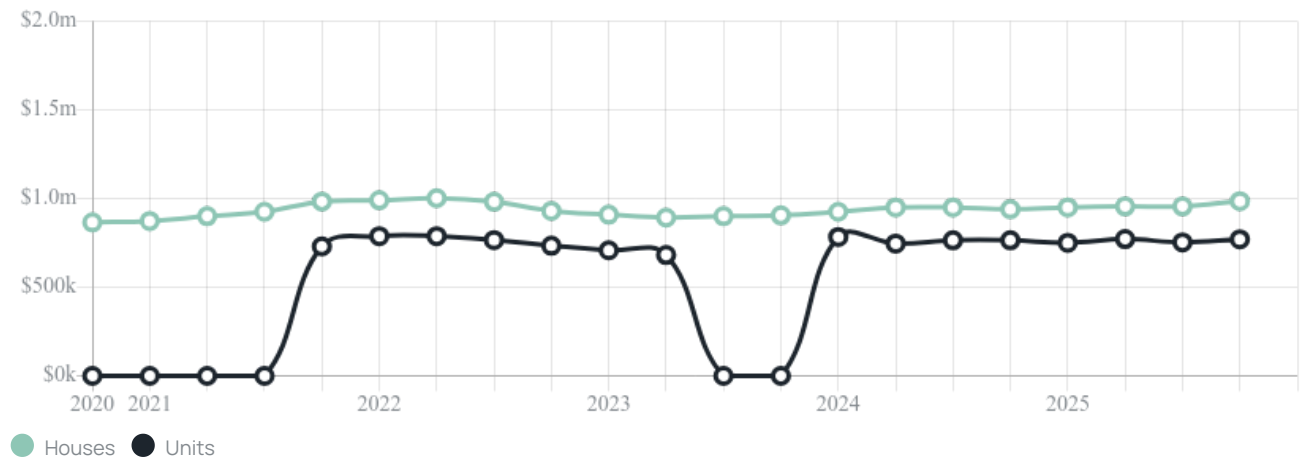
Median

\$770k

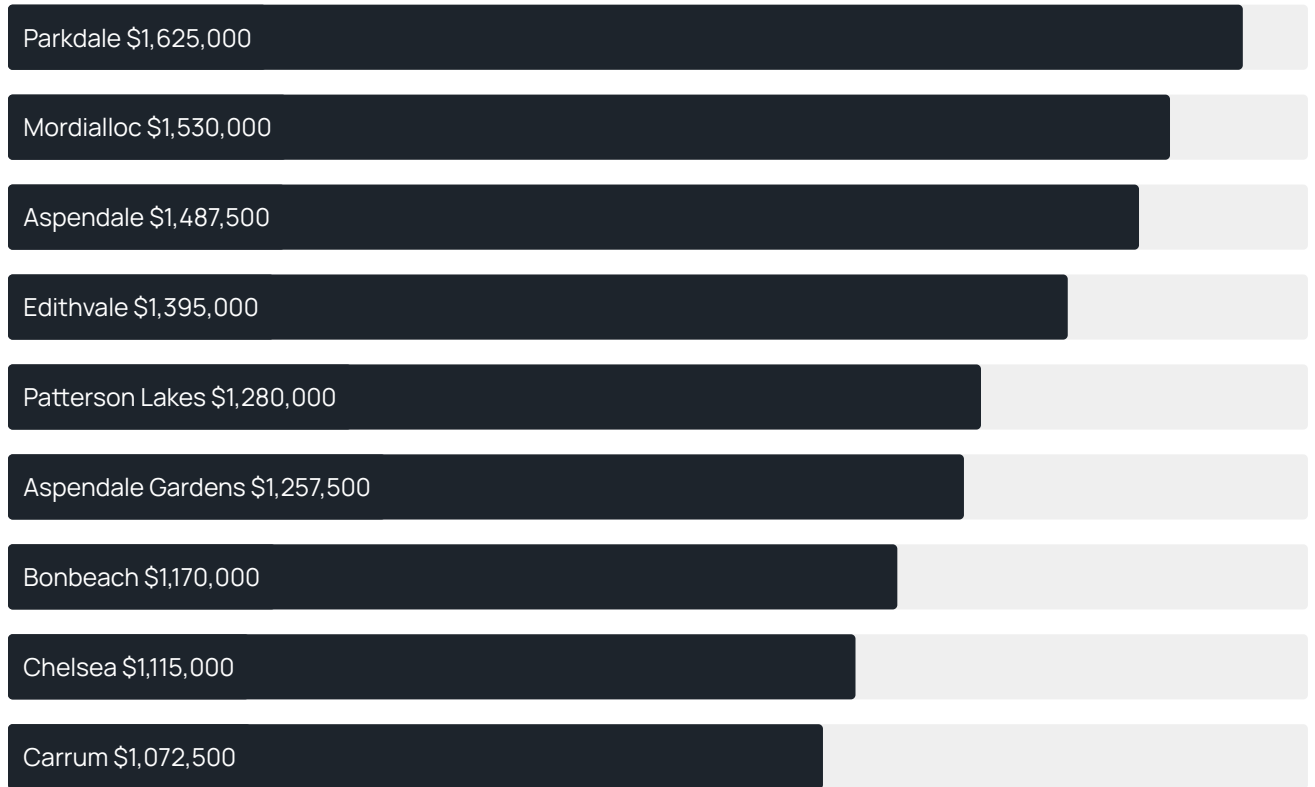
Quarterly price change

2.32% ↑

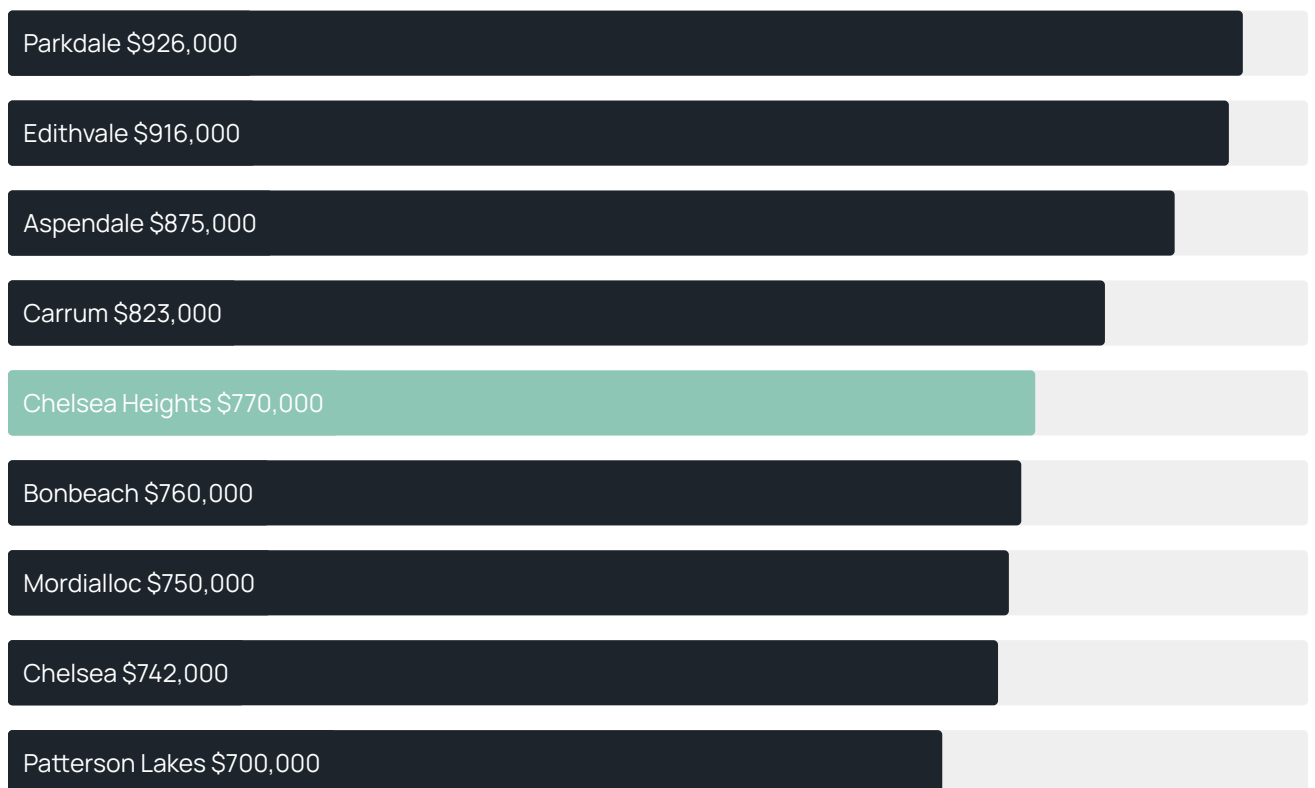
Quarterly price change¹



Median house price¹



Median unit price¹



Sale method²



● Auction 77%
● Private 23%

Auction clearance rate³

100%

Median days on market³

23 days

Jellis Craig average inspection attendance per listing⁴

23 groups

Average hold period¹

8.8 years

Dwelling type⁵



● Houses 79% ● Units 21%

Ownership⁵



● Owned outright 41% ● Mortgaged 47% ● Rented 11%

Population⁵

5,393

Median asking rent¹

\$663 per week

Median age⁵

40 years

Rental yield¹

3.46%











Median household size⁵

2.6 people











CHELSEA HEIGHTS SUBURB REPORT

Recent Chelsea Heights sales











Discover a snapshot of the most recent results for this suburb, to view the full 12 months of sales history, please go to jellisraig.com.au/suburb-reports

Address	Bedrooms	Type	Price	Sold
 5/22 Second Av Chelsea Heights	3	Unit	\$800,000	28 Mar 2026
 3 Seccull Dr Chelsea Heights	3	House	\$950,000	20 Mar 2026
 9 Kestrel Cl Chelsea Heights	3	House	\$1,020,000	07 Mar 2026
 2 Second Av Chelsea Heights	4	House	\$1,150,000	07 Mar 2026
 78 Amaroo Dr Chelsea Heights	4	House	\$1,060,000	05 Mar 2026
 1/36 Second Av Chelsea Heights	3	Unit	\$765,000	28 Feb 2026
 12/149 Thames Prm Chelsea Heights	2	Unit	\$675,500	20 Feb 2026
 14 Seaview Ct Chelsea Heights	4	House	\$1,830,000	14 Feb 2026
 5 Snipe Cl Chelsea Heights	4	House	\$1,520,000	07 Feb 2026
 22 Perovic Pl Chelsea Heights	2	Unit	\$810,000	27 Jan 2026

CHELSEA HEIGHTS SUBURB REPORT

Address	Bedrooms	Type	Price	Sold
 1/42 Sutton St Chelsea Heights	3	Townhouse	\$905,500	22 Dec 2025
 63 Amaroo Dr Chelsea Heights	1	House	\$990,000	15 Dec 2025
 17 Armistan Cr Chelsea Heights	3	House	\$980,000	13 Dec 2025
 36 Fifth Av Chelsea Heights	3	House	\$903,000	13 Dec 2025
 10 Fourth Av Chelsea Heights	2	Land	\$680,000	10 Dec 2025
 25 Clarood Cr CHELSEA HEIGHTS	4	House	\$1,175,000	08 Dec 2025
 8 Carrington Cl Chelsea Heights	4	House	\$1,137,000	08 Dec 2025
 10 Perovic Pl Chelsea Heights	2	Unit	\$730,000	23 Nov 2025
 5 Rebecca Cl Chelsea Heights	4	House	\$1,380,000	22 Nov 2025
 6/227 Thames Prm Chelsea Heights	3	Townhouse	\$875,000	15 Nov 2025

CHELSEA HEIGHTS SUBURB REPORT

Address	Bedrooms	Type	Price	Sold
 24 Dotterel Ct Chelsea Heights	3	House	\$767,500	15 Nov 2025
 28/29 Wells Rd Chelsea Heights	3	House	\$730,000	27 Oct 2025
 26 Talab Ct Chelsea Heights	4	House	\$1,355,000	27 Oct 2025
 8 Broadbent Ct Chelsea Heights	3	House	\$1,007,000	25 Oct 2025
 14 Nimrod Rise Chelsea Heights	4	House	\$1,375,000	25 Oct 2025
 6 Armistan Cr Chelsea Heights	5	House	\$1,307,500	25 Oct 2025
 50 Jabiru Dr CHELSEA HEIGHTS	3	House	\$985,000	24 Oct 2025
 23 Third Av Chelsea Heights	2	House	\$816,000	18 Oct 2025
 8 Sixth Av Chelsea Heights	3	House	\$962,000	18 Oct 2025
 1 Sutton St Chelsea Heights	3	House	\$870,000	18 Oct 2025



Jellis Craig Mentone
99a Balcombe Road, Mentone
(03) 9585 5667

Jellis Craig acknowledges and pays our respects to the Bunurong People, the Wadawurrung People, the Dja Dja Wurrung People and the Wurundjeri People as the Traditional Owners and original custodians of the lands on which Jellis Craig operates.

Data is current as of PDF generation date 01/04/2026

- 1 Property Data Online, updated quarterly for the past 12 months
- 2 Property Data Online, updated daily for the past 12 months
- 3 Property Data Online, updated daily for the past quarter
- 4 Jellis Craig's average inspection attendance per listing (houses) over the last 12 months, updated daily
- 5 2021 Australian Census
- 6 Property Data Online, updated daily

This publication contains data, analytics, statistics and other information supplied by PROPERTYDATAONLINE PTY LTD (PropertyData). The data provided in this publication is of a general nature and should not be construed as specific advice or relied upon in lieu of appropriate professional advice.

PropertyData relies upon data supplied by third parties and while the data is checked and reviewed, PropertyData does not warrant the accuracy or completeness of the information to the full extent permitted by the law and excludes all loss or damage howsoever arising (including through negligence) in connection with the data supplied by PropertyData. The State of Victoria owns the copyright in the Property Sales Data and reproduction of that data in any way without the consent of the State of Victoria will constitute a breach of the Copyright Act 1968 (cth). The State of Victoria does not warrant the accuracy or completeness of the Property Sales Data and any person using or relying upon such information does so on the basis that the State of Victoria accepts no responsibility or liability whatsoever for any errors, faults, defects or omissions in the information supplied.