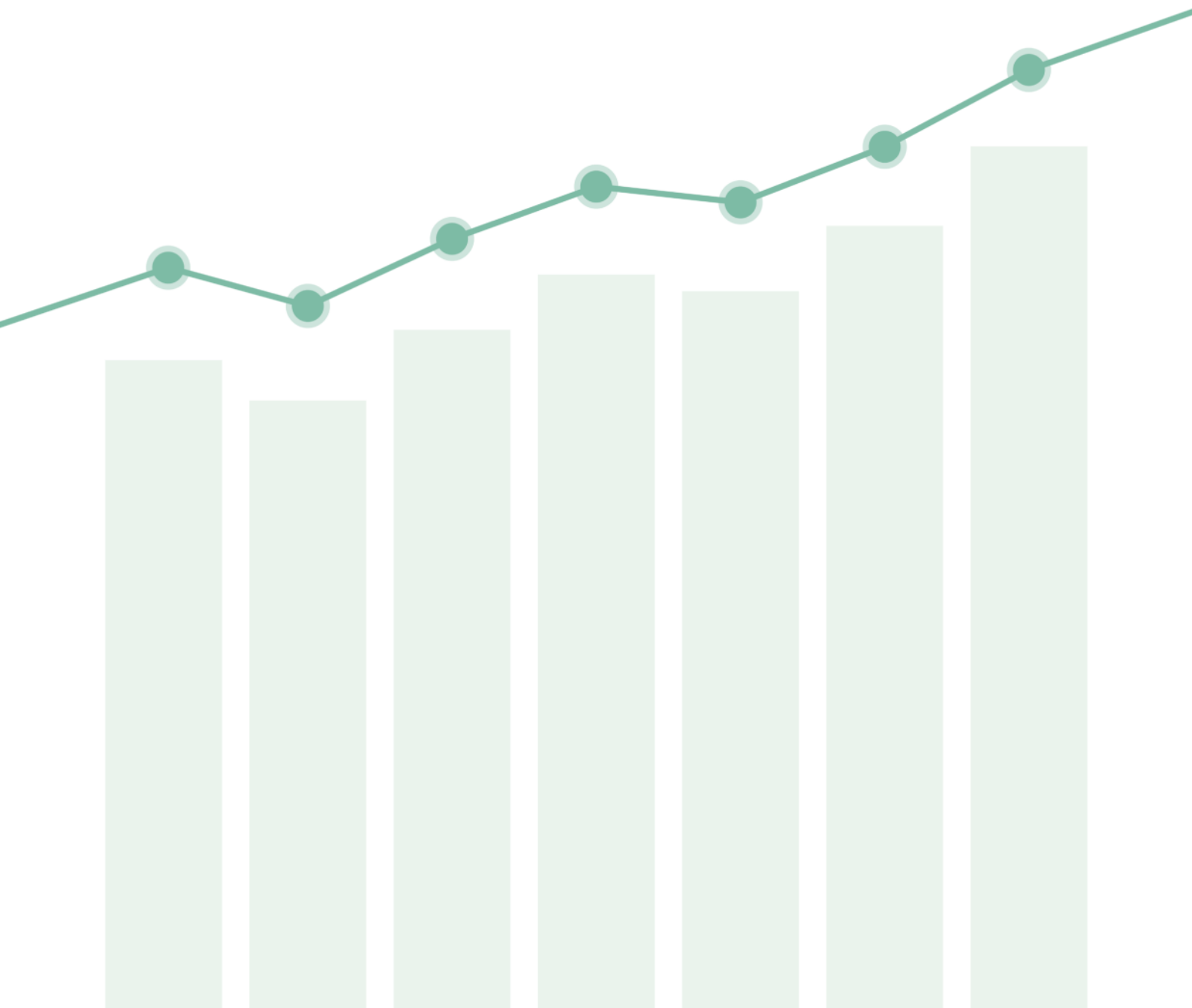


JellisCraig

CHELSEA HEIGHTS

Suburb Report

Know your neighbourhood.



CHELSEA HEIGHTS SUBURB REPORT

Median House Price*

Median Unit Price*

Median

\$955k

Quarterly Price Change

0.00% ↓


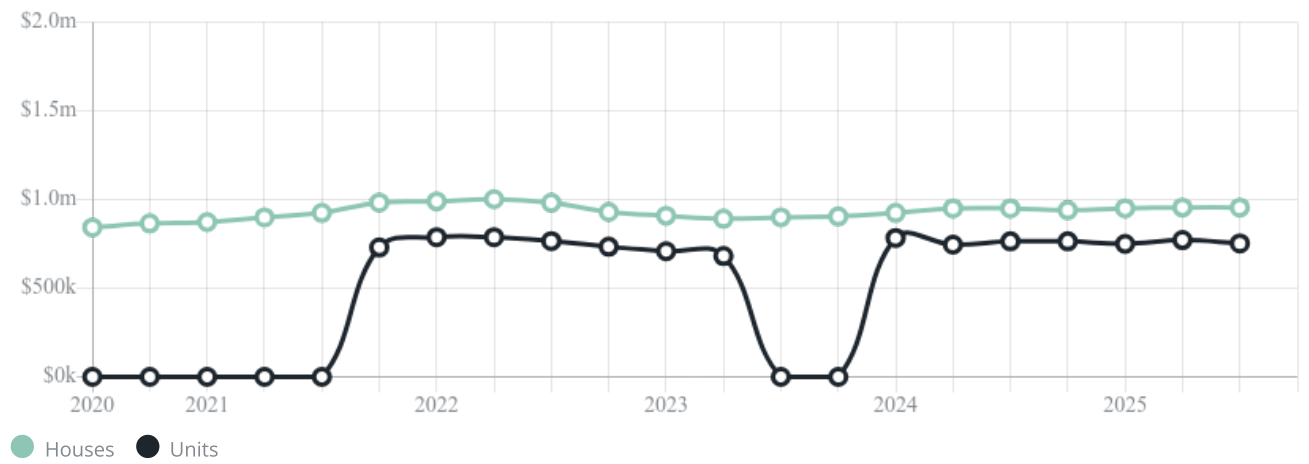
Median

\$753k

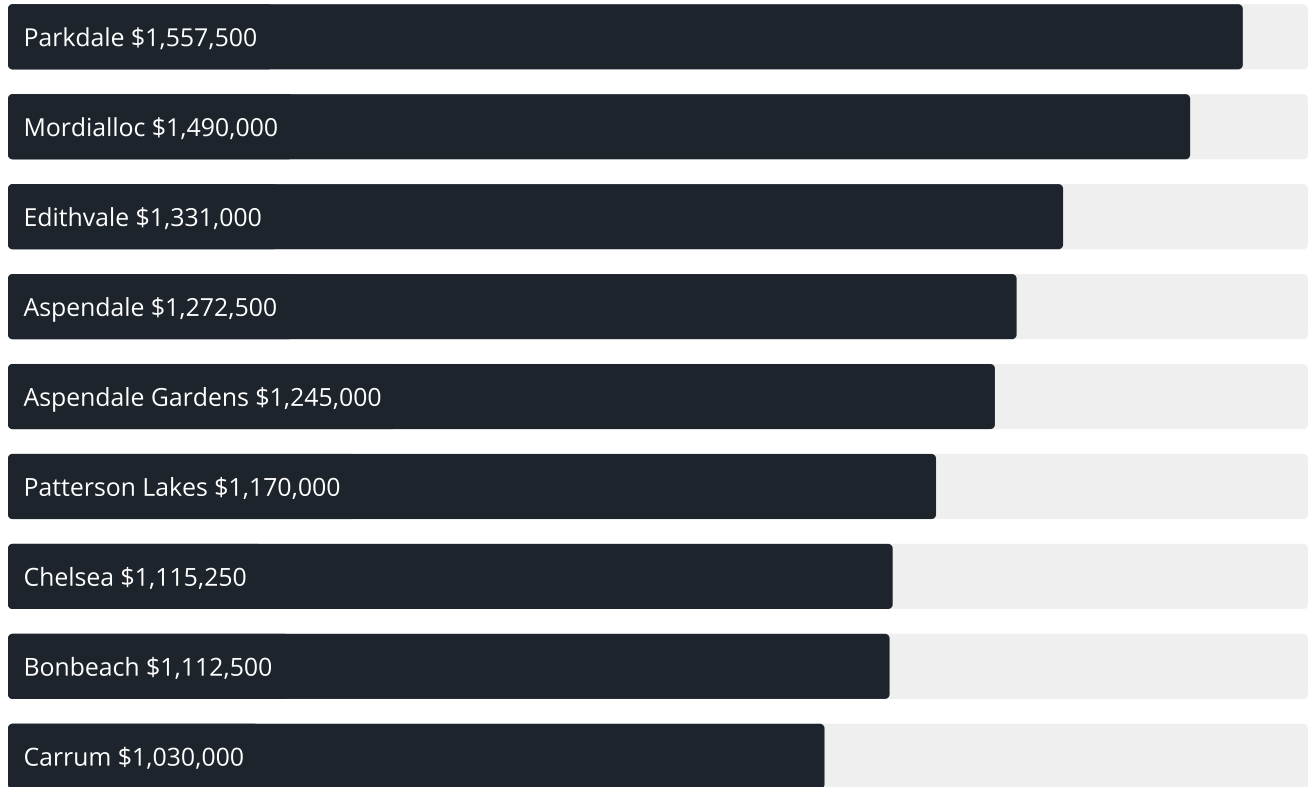
Quarterly Price Change

-2.39% ↓

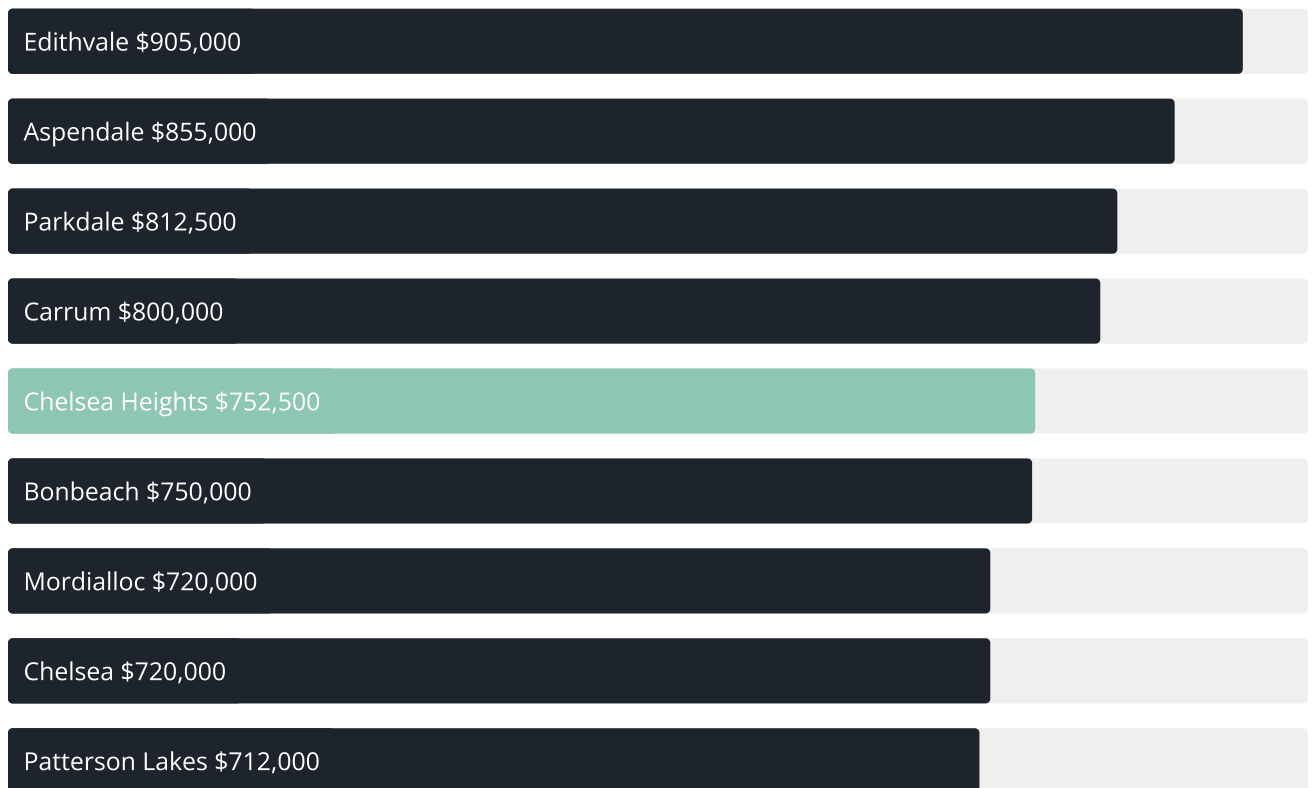
Quarterly Price Change*



Median House Sale Price*



Median Unit Sale Price*



CHELSEA HEIGHTS SUBURB REPORT

Sale Method*



● Auction 82%
● Private 18%

Auction Clearance Rate*

100%

Median Days on Market^

25 days

Average Hold Period*

8.8 years

Dwelling Type^



● Houses 79% ● Units 21%

Ownership^



● Owned Outright 41% ● Mortgaged 47% ● Rented 11%

Population^

5,393

Median Asking Rent per week*

\$678

Median Age^

40 years

Rental Yield*











3.46%

Median Household Size^











2.6 people

CHELSEA HEIGHTS SUBURB REPORT











Discover a snapshot of the most recent results for this suburb, to view the full 12 months of sales history, please go to jellisrcraig.com.au/suburbinsights

Address	Bedrooms	Type	Price	Sold
 5 Rebecca Cl Chelsea Heights	4	House	\$1,380,000	22 Nov 2025
 6/227 Thames Prm Chelsea Heights	3	Townhouse	\$875,000	15 Nov 2025
 14 Nimrod Rise Chelsea Heights	4	House	\$1,375,000	25 Oct 2025
 8 Broadbent Ct Chelsea Heights	3	House	\$1,007,000	25 Oct 2025
 6 Armistan Cr Chelsea Heights	5	House	\$1,307,500	25 Oct 2025
 50 Jabiru Dr CHELSEA HEIGHTS	3	House	\$985,000	24 Oct 2025
 23 Third Av Chelsea Heights	2	House	\$816,000	18 Oct 2025
 1 Sutton St Chelsea Heights	3	House	\$870,000	18 Oct 2025
 8 Sixth Av Chelsea Heights	3	House	\$962,000	18 Oct 2025
 20 Seaview Ct Chelsea Heights	4	House	\$1,402,200	20 Sep 2025

CHELSEA HEIGHTS SUBURB REPORT

Address	Bedrooms	Type	Price	Sold
 2 Jabiru Dr Chelsea Heights	4	House	\$1,185,000	20 Sep 2025
 6 Perovic Pl Chelsea Heights	3	Unit	\$740,000	13 Sep 2025
 16 Kennedy Av Chelsea Heights	3	House	\$1,065,000	02 Sep 2025
 18 First Av Chelsea Heights	3	House	\$1,125,000	01 Sep 2025
 1/6 Seccull Dr Chelsea Heights	2	Unit	\$675,000	19 Aug 2025
 12 Tern Cl Chelsea Heights	3	House	\$1,215,000	09 Aug 2025
 4/2 Amron St Chelsea Heights	2	Townhouse	\$755,000	02 Aug 2025
 207 Thames Prm Chelsea Heights	3	House	\$950,000	02 Aug 2025
 8 Ninth Av Chelsea Heights	2	House	\$742,000	26 Jul 2025
 2 Tarana Ct Chelsea Heights	3	House	\$915,000	25 Jul 2025

CHELSEA HEIGHTS SUBURB REPORT

Address	Bedrooms	Type	Price	Sold
 26 Second Av Chelsea Heights	4	House	\$820,000	12 Jul 2025
 41/29 Wells Rd Chelsea Heights	2	House	\$750,000	11 Jul 2025
 4/225 Thames Prm Chelsea Heights	3	Flat/Unit/Apartment	\$1,070,000	10 Jul 2025
 1 Muir Ct Chelsea Heights	3	House	\$915,000	09 Jul 2025
 23 Eighth Av CHELSEA HEIGHTS	4	House	\$1,502,500	28 Jun 2025
 74 Amaroo Dr Chelsea Heights	3	House	\$1,050,000	27 Jun 2025
 32/149 Thames Prm Chelsea Heights	3	Unit	\$770,000	25 Jun 2025
 1/149 Thames Prm Chelsea Heights	2	Unit	\$575,000	13 Jun 2025
 7 Tern Cl Chelsea Heights	3	House	\$1,100,000	13 Jun 2025
 12 Panorama Dr Chelsea Heights	3	House	\$865,000	10 Jun 2025



Mentone Office
99a Balcombe Road, Mentone
(03) 9585 5667

jellisrcraig.com.au

Data is current as of PDF generation date 01/12/2025

* Updated Quarterly for the past 12 months

^ Updated daily for the past quarter

~ Updated daily: 33 recent results.

This publication contains data, analytics, statistics and other information supplied by PROPERTYDATAONLINE PTY LTD (PropertyData). The data provided in this publication is of a general nature and should not be construed as specific advice or relied upon in lieu of appropriate professional advice.

PropertyData relies upon data supplied by third parties and while the data is checked and reviewed, PropertyData does not warrant the accuracy or completeness of the information to the full extent permitted by the law and excludes all loss or damage howsoever arising (including through negligence) in connection with the data supplied by PropertyData. The State of Victoria owns the copyright in the Property Sales Data and reproduction of that data in any way without the consent of the State of Victoria will constitute a breach of the Copyright Act 1968 (cth). The State of Victoria does not warrant the accuracy or completeness of the Property Sales Data and any person using or relying upon such information does so on the basis that the State of Victoria accepts no responsibility or liability whatsoever for any errors, faults, defects or omissions in the information supplied.