



Chelsea Heights

# Suburb Report



Your connection to property insights



**JellisCraig**

CHELSEA HEIGHTS SUBURB REPORT

Median house price<sup>1</sup>

Median

\$1.04m

Quarterly price change

5.07% ↑

Median unit price<sup>1</sup>

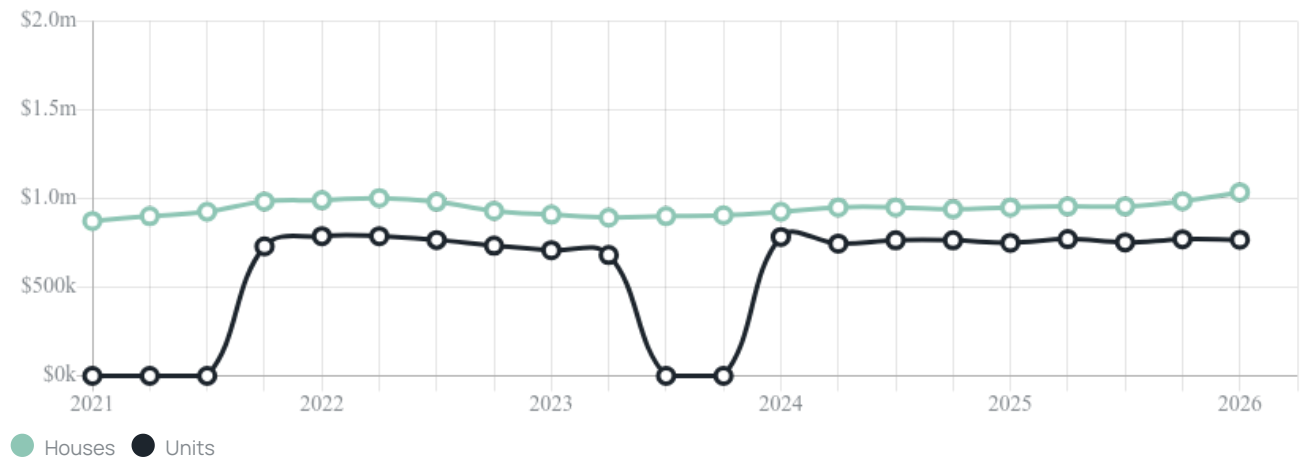
Median

\$768k

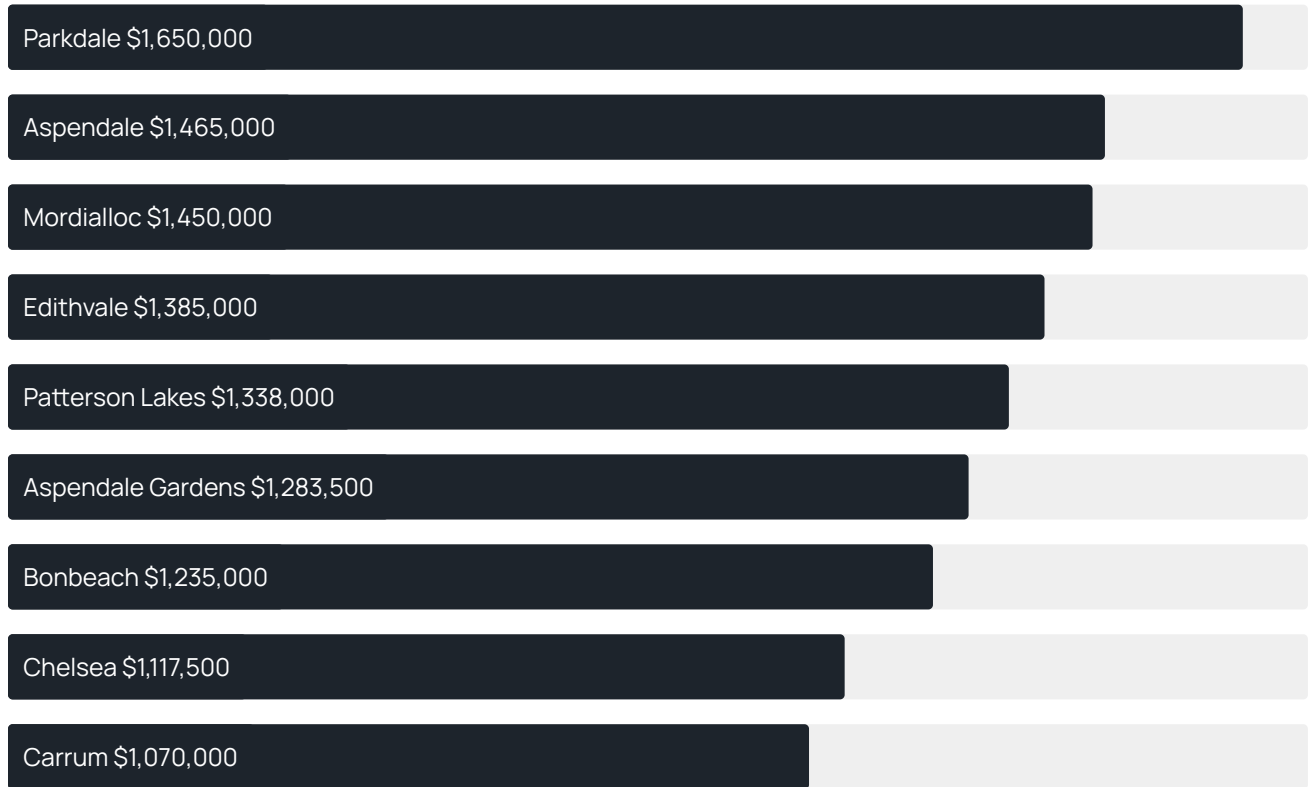
Quarterly price change

-0.32% ↓

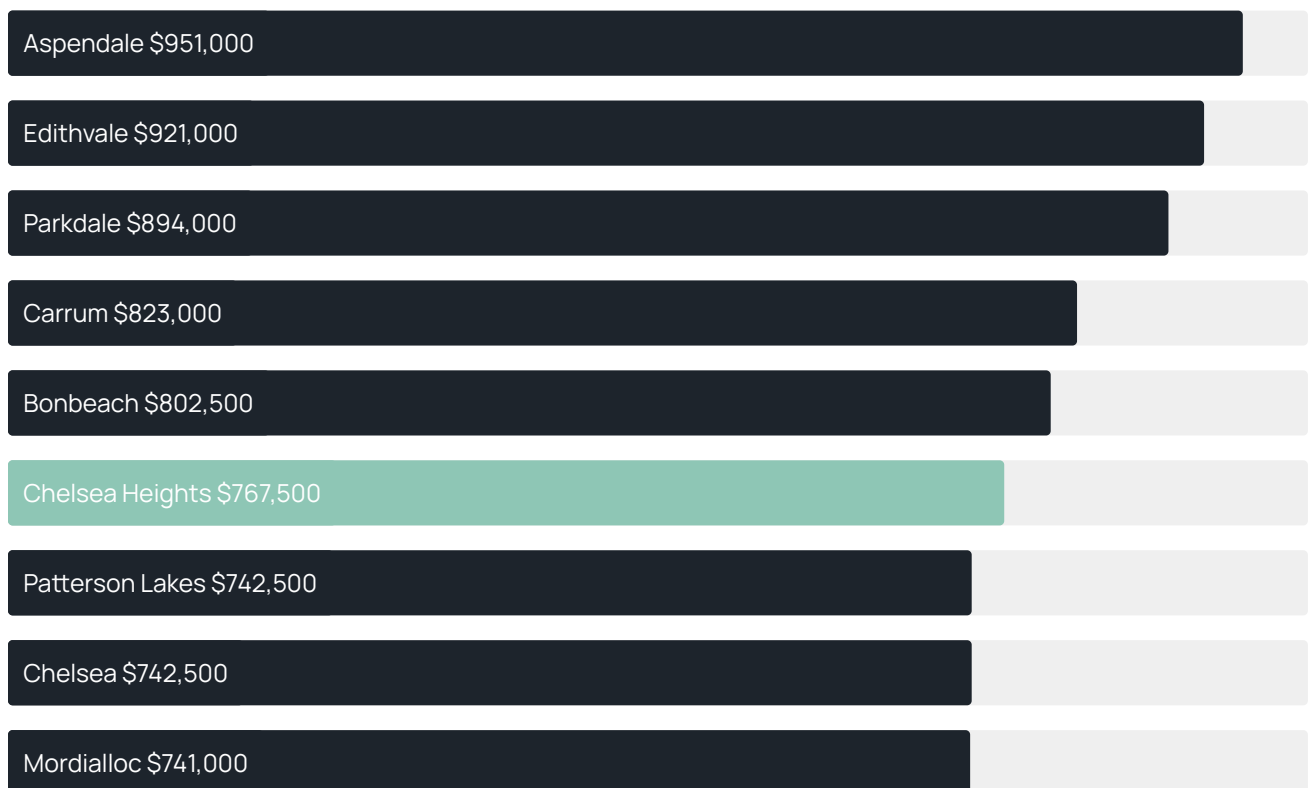
Quarterly price change<sup>1</sup>



### Median house price<sup>1</sup>



### Median unit price<sup>1</sup>



Sale method<sup>2</sup>



- Auction 33%
- Private 67%

Auction clearance rate<sup>3</sup>

75%

Median days on market<sup>3</sup>

27 days

Jellis Craig average inspection attendance per listing<sup>4</sup>

27 groups

Average hold period<sup>1</sup>

8.8 years

Dwelling type<sup>5</sup>



- Houses 79%
- Units 21%

Ownership<sup>5</sup>



- Owned outright 41%
- Mortgaged 47%
- Rented 11%

Population<sup>5</sup>

5,393

Median asking rent<sup>1</sup>

\$665 per week

Median age<sup>5</sup>

40 years

Rental yield<sup>1</sup>

3.46%











Median household size<sup>5</sup>

2.6 people

CHELSEA HEIGHTS SUBURB REPORT











## Recent Chelsea Heights sales

Discover a snapshot of the most recent results for this suburb, to view the full 12 months of sales history, please go to [jellisCraig.com.au/suburb-reports](http://jellisCraig.com.au/suburb-reports)











Address	Bedrooms	Type	Price	Sold
 16/227 Thames Prm CHELSEA HEIGHTS	3	Townhouse	\$810,000	25 Jun 2026
 13 Anton Ct Chelsea Heights	4	House	\$1,260,000	02 Jun 2026
 2/1 Eighth Av Chelsea Heights	2	Unit	\$742,000	23 May 2026
 1/13 Gruchy Av Chelsea Heights	3	House	\$815,000	19 May 2026
 9 Jabiru Dr Chelsea Heights	3	House	\$930,000	09 May 2026
 5/227 Thames Prm Chelsea Heights	3	Townhouse	\$800,000	29 Apr 2026
 1 Seccull Dr Chelsea Heights	3	House	\$860,000	29 Apr 2026
 25 Seccull Dr Chelsea Heights	3	House	\$872,000	23 Apr 2026
 2/14 Roche Ct Chelsea Heights	2	Unit	\$765,000	14 Apr 2026
 5/22 Second Av Chelsea Heights	3	Unit	\$800,000	28 Mar 2026



## CHELSEA HEIGHTS SUBURB REPORT

Address	Bedrooms	Type	Price	Sold
 3 Seccull Dr Chelsea Heights	3	House	\$950,000	20 Mar 2026
 11 Tern Cl Chelsea Heights	4	House	\$1,333,600	11 Mar 2026
 2 Second Av Chelsea Heights	4	House	\$1,150,000	07 Mar 2026
 9 Kestrel Cl Chelsea Heights	3	House	\$1,020,000	07 Mar 2026
 78 Amaroo Dr Chelsea Heights	4	House	\$1,060,000	05 Mar 2026
 1/36 Second Av Chelsea Heights	3	Unit	\$765,000	28 Feb 2026
 12/149 Thames Prm Chelsea Heights	2	Unit	\$675,500	20 Feb 2026
 14 Seaview Ct Chelsea Heights	4	House	\$1,830,000	14 Feb 2026
 15 Sutton St Chelsea Heights	3	House	\$845,000	13 Feb 2026
 5 Snipe Cl Chelsea Heights	4	House	\$1,520,000	07 Feb 2026

## CHELSEA HEIGHTS SUBURB REPORT

Address	Bedrooms	Type	Price	Sold
 7 Chelsea Park Dr Chelsea Heights	5	House	\$1,195,000	30 Jan 2026
 22 Perovic Pl Chelsea Heights	2	Unit	\$810,000	27 Jan 2026
 68 Chelsea Park Dr Chelsea Heights	4	House	\$1,390,000	20 Jan 2026
 1/42 Sutton St Chelsea Heights	3	Townhouse	\$905,500	22 Dec 2025
 63 Amaroo Dr Chelsea Heights	1	House	\$990,000	15 Dec 2025
 17 Armistan Cr Chelsea Heights	3	House	\$980,000	13 Dec 2025
 36 Fifth Av Chelsea Heights	3	House	\$903,000	13 Dec 2025
 TOO EARLY FOR PHOTOGRAPH 10 Fourth Av Chelsea Heights	2	Land	\$680,000	10 Dec 2025
 25 Clarood Cr CHELSEA HEIGHTS	4	House	\$1,175,000	08 Dec 2025
 8 Carrington Cl Chelsea Heights	4	House	\$1,137,000	08 Dec 2025



**Jellis Craig Mentone**  
99a Balcombe Road, Mentone  
(03) 9585 5667

Jellis Craig acknowledges and pays our respects to the Bunurong People, the Wadawurrung People, the Dja Dja Wurrung People and the Wurundjeri People as the Traditional Owners and original custodians of the lands on which Jellis Craig operates.

---

Data is current as of PDF generation date 01/07/2026

- 1 Property Data Online, updated quarterly for the past 12 months
- 2 Property Data Online, updated daily for the past 12 months
- 3 Property Data Online, updated daily for the past quarter
- 4 Jellis Craig's average inspection attendance per listing (houses) over the last 12 months, updated daily
- 5 2021 Australian Census
- 6 Property Data Online, updated daily

This publication contains data, analytics, statistics and other information supplied by PROPERTYDATAONLINE PTY LTD (PropertyData). The data provided in this publication is of a general nature and should not be construed as specific advice or relied upon in lieu of appropriate professional advice.

PropertyData relies upon data supplied by third parties and while the data is checked and reviewed, PropertyData does not warrant the accuracy or completeness of the information to the full extent permitted by the law and excludes all loss or damage howsoever arising (including through negligence) in connection with the data supplied by PropertyData. The State of Victoria owns the copyright in the Property Sales Data and reproduction of that data in any way without the consent of the State of Victoria will constitute a breach of the Copyright Act 1968 (cth). The State of Victoria does not warrant the accuracy or completeness of the Property Sales Data and any person using or relying upon such information does so on the basis that the State of Victoria accepts no responsibility or liability whatsoever for any errors, faults, defects or omissions in the information supplied.