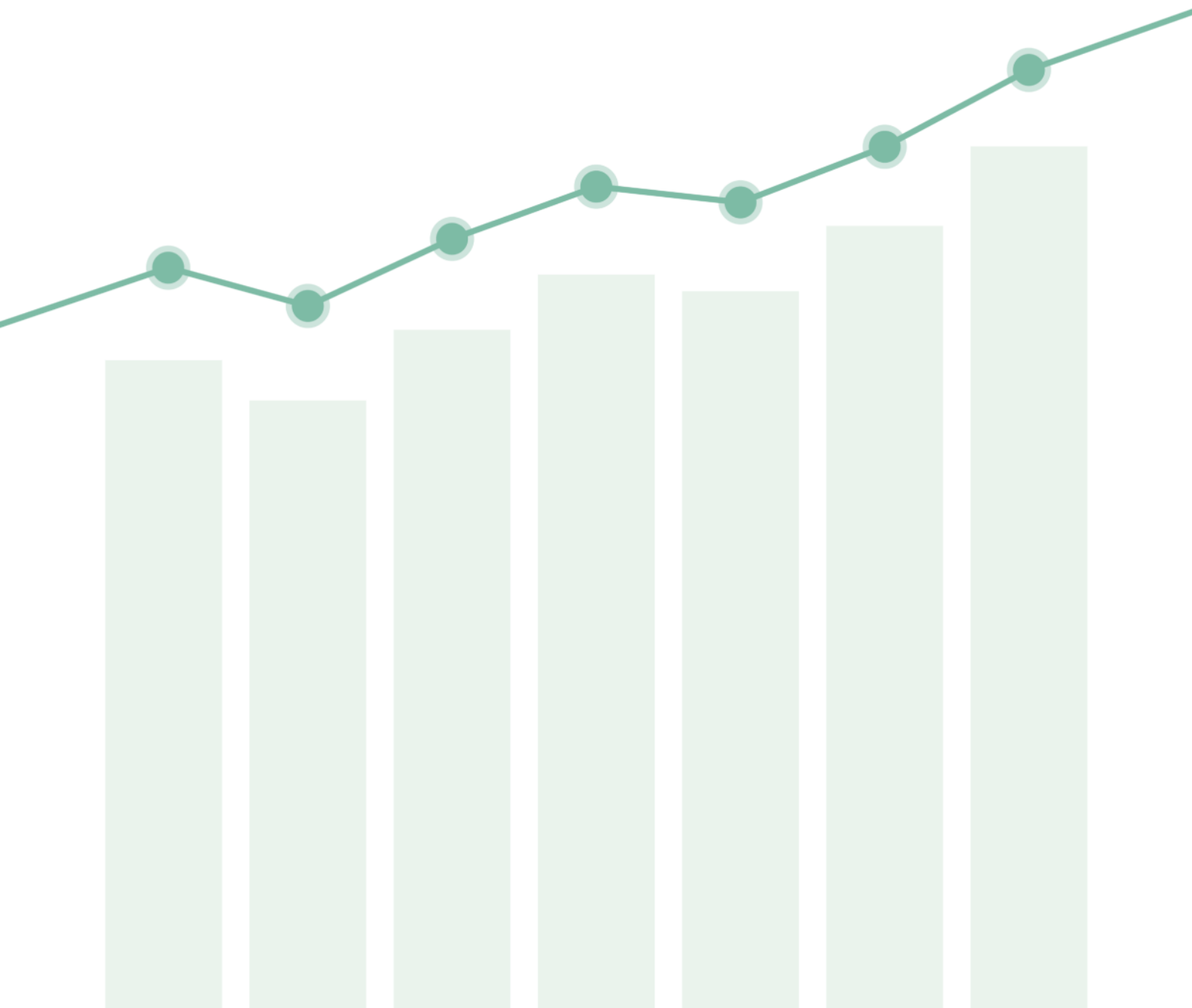


JellisCraig

CHELSEA

Suburb Report

Know your neighbourhood.



CHELSEA SUBURB REPORT

Median House Price*

Median

\$1.12m

Quarterly Price Change

-0.42% ↓

Median Unit Price*


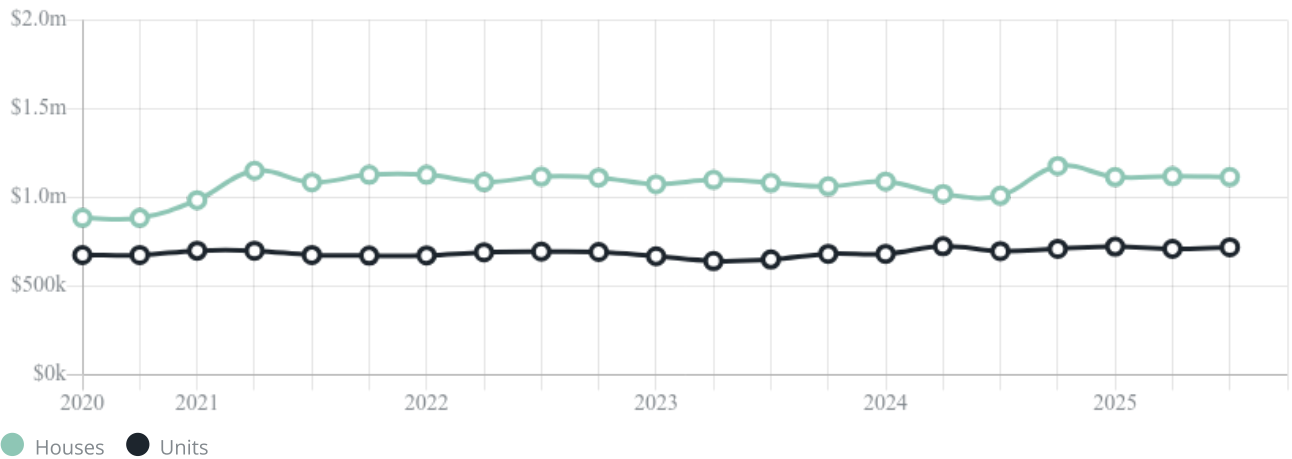
Median

\$720k

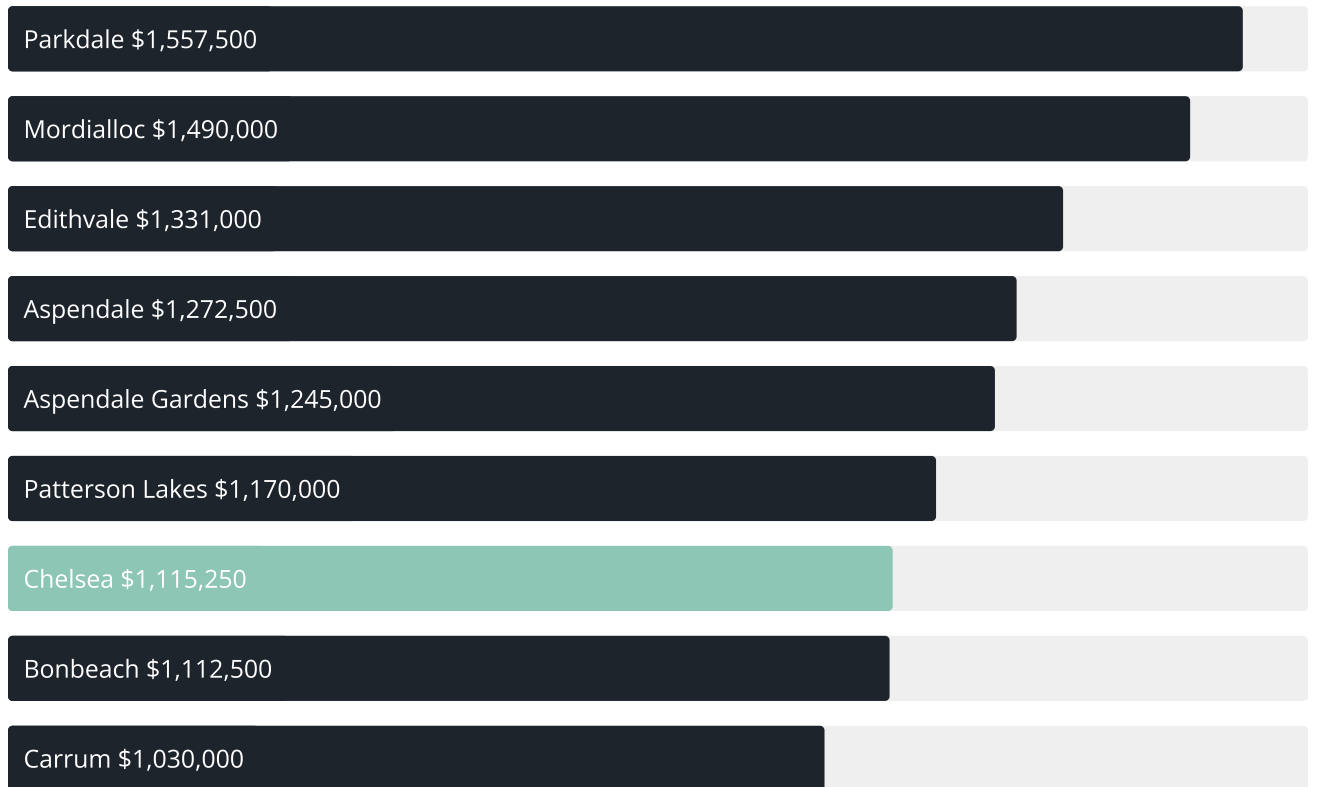

Quarterly Price Change

1.40% ↑

Quarterly Price Change*



CHELSEA SUBURB REPORT

Median House Sale Price^{*}Median Unit Sale Price^{*}

CHELSEA SUBURB REPORT

Sale Method*



● Auction 45%
● Private 55%

Auction Clearance Rate*

84%

Median Days on Market^

24 days

Average Hold Period*

6.7 years

Dwelling Type^



● Houses 35% ● Units 65%

Ownership^



● Owned Outright 31% ● Mortgaged 39% ● Rented 30%

Population^

8,347

Median Asking Rent per week*

\$650

Median Age^

41 years

Rental Yield*











3.41%

Median Household Size^











2.2 people

CHELSEA SUBURB REPORT











Discover a snapshot of the most recent results for this suburb, to view the full 12 months of sales history, please go to jellisicraig.com.au/suburbinsights

Address	Bedrooms	Type	Price	Sold
 1A Swanpool Av Chelsea	3	Townhouse	\$1,092,000	26 Nov 2025
 3/44 Embankment Gr Chelsea	2	Unit	\$680,000	15 Nov 2025
 29 Chelsea Rd CHELSEA	3	House	\$1,265,500	15 Nov 2025
 5/26 Sherwood Av Chelsea	2	Unit	\$572,500	10 Nov 2025
 2/51 Golden Av Chelsea	2	Townhouse	\$803,000	28 Oct 2025
 101/310 Station St Chelsea	2	Apartment	\$655,000	25 Oct 2025
 9 Black St Chelsea	6	House	\$2,070,000	25 Oct 2025
 4/21 Ella Gr Chelsea	3	Townhouse	\$1,035,000	25 Oct 2025
 3 Boyd Av Chelsea	2	Unit	\$640,000	25 Oct 2025
 366 Nepean Hwy Chelsea	1	House	\$980,000	24 Oct 2025

CHELSEA SUBURB REPORT

Address	Bedrooms	Type	Price	Sold
 5/51 Golden Av Chelsea	3	Unit	\$875,000	23 Oct 2025
 90 Hughes Av Chelsea	4	House	\$1,420,000	21 Oct 2025
 2/19 Swanpool Av Chelsea	3	Townhouse	\$1,100,000	18 Oct 2025
 2a Bardoel Ct Chelsea	3	House	\$960,000	16 Oct 2025
 5 Carpenter Ct Chelsea	4	Unit	\$820,000	16 Oct 2025
 1/1a Thames Prm Chelsea	1	Apartment	\$372,000	14 Oct 2025
 2/25 Argyle Av Chelsea	2	Unit	\$701,000	13 Oct 2025
 2/10 Glenola Rd CHELSEA	2	Unit	\$765,650	11 Oct 2025
 2/18 Glenola Rd Chelsea	3	Townhouse	\$870,000	11 Oct 2025
 3/65 Chelsea Rd Chelsea	2	Unit	\$770,000	10 Oct 2025

CHELSEA SUBURB REPORT

Address	Bedrooms	Type	Price	Sold
 4/61 Blantyre Av Chelsea	2	Unit	\$621,000	10 Oct 2025
 8 Stayner Ct Chelsea	2	Flat/Unit/Apartment	\$440,000	06 Oct 2025
 61 Randall Av Chelsea	5	House	\$1,330,000	04 Oct 2025
 2/31 Ella Gr Chelsea	3	Unit	\$950,000	01 Oct 2025
 45b Thames Prm Chelsea	3	Townhouse	\$1,150,000	30 Sep 2025
 6A Kelvin Gr Chelsea	3	House	\$1,510,000	25 Sep 2025
 3/1 Blantyre Av Chelsea	2	Townhouse	\$700,000	20 Sep 2025
 1/1 Sherwood Av Chelsea	2	Unit	\$690,000	18 Sep 2025
 14 Famechon Rd Chelsea	4	House	\$1,301,000	16 Sep 2025
 13/15-19 Dobell Dr Chelsea	2	Unit	\$715,000	16 Sep 2025



Mentone Office
99a Balcombe Road, Mentone
(03) 9585 5667

jellisrcraig.com.au

Data is current as of PDF generation date 01/12/2025

* Updated Quarterly for the past 12 months

^ Updated daily for the past quarter

~ Updated daily: 33 recent results.

This publication contains data, analytics, statistics and other information supplied by PROPERTYDATAONLINE PTY LTD (PropertyData). The data provided in this publication is of a general nature and should not be construed as specific advice or relied upon in lieu of appropriate professional advice.

PropertyData relies upon data supplied by third parties and while the data is checked and reviewed, PropertyData does not warrant the accuracy or completeness of the information to the full extent permitted by the law and excludes all loss or damage howsoever arising (including through negligence) in connection with the data supplied by PropertyData. The State of Victoria owns the copyright in the Property Sales Data and reproduction of that data in any way without the consent of the State of Victoria will constitute a breach of the Copyright Act 1968 (cth). The State of Victoria does not warrant the accuracy or completeness of the Property Sales Data and any person using or relying upon such information does so on the basis that the State of Victoria accepts no responsibility or liability whatsoever for any errors, faults, defects or omissions in the information supplied.