



Chelsea

# Suburb Report



Your connection to property insights



JellisCraig

CHELSEA SUBURB REPORT

Median house price<sup>1</sup>

Median

\$1.12m

Quarterly price change

-0.42% ↓

Median unit price<sup>1</sup>

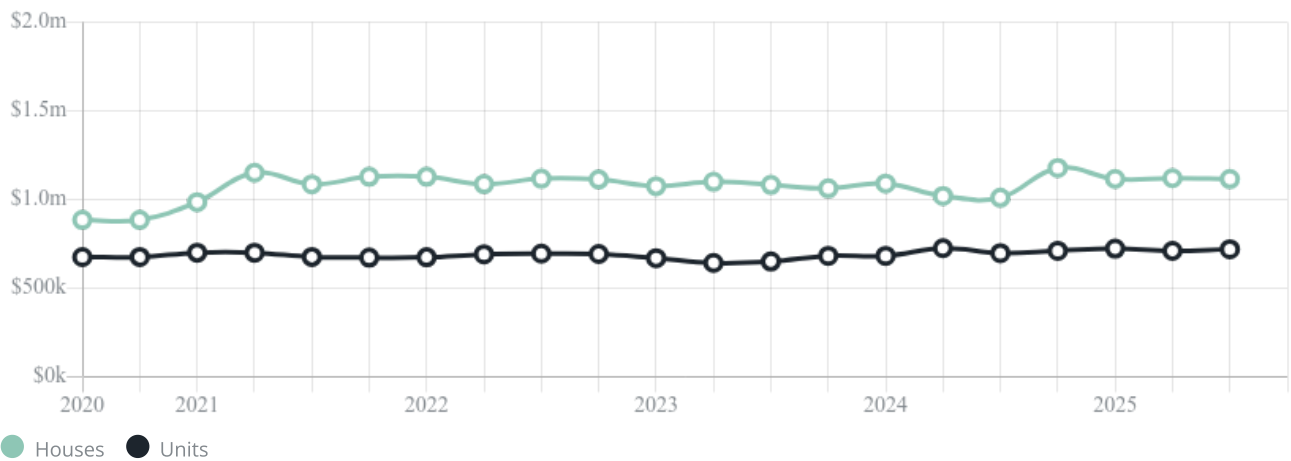
Median

\$720k

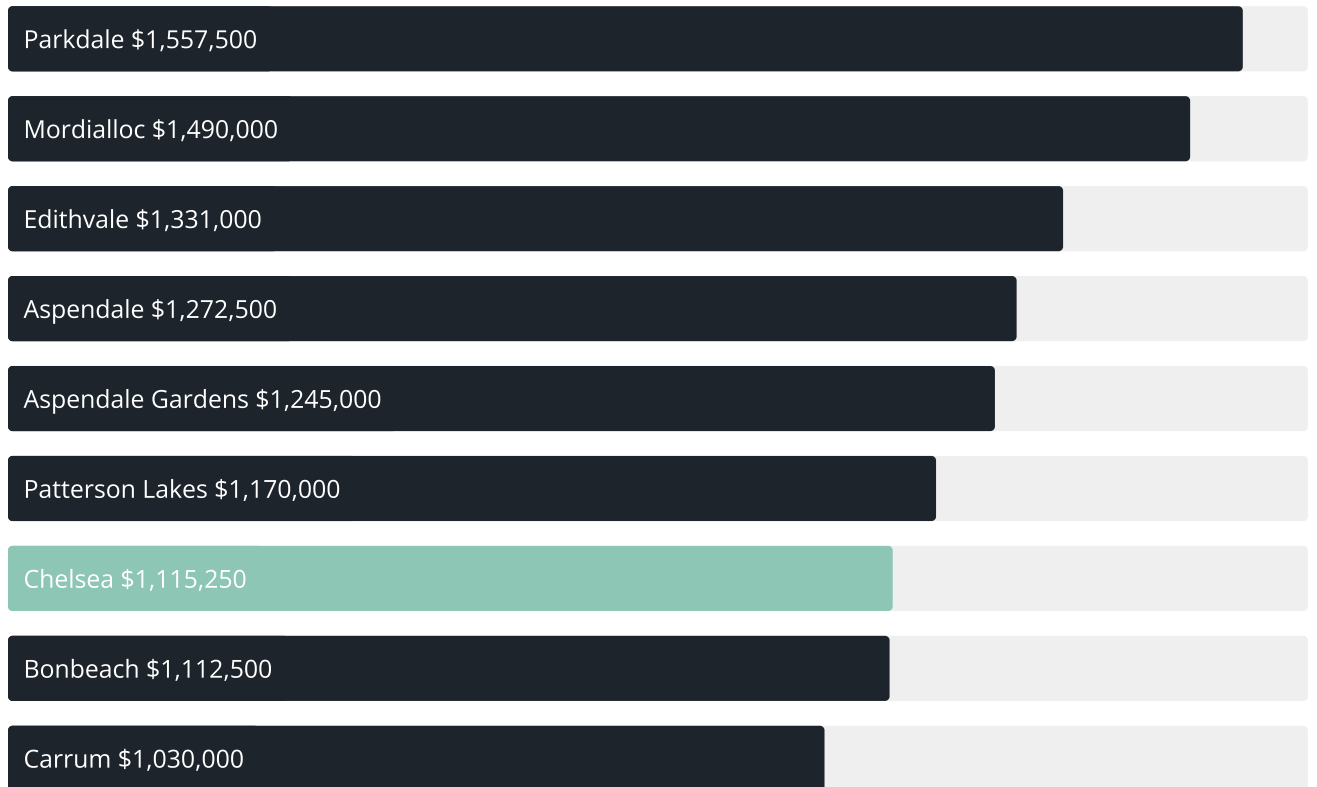
Quarterly price change

1.40% ↑

Quarterly price change<sup>1</sup>



## CHELSEA SUBURB REPORT

Median house price<sup>1</sup>Median unit price<sup>1</sup>

Sale method<sup>2</sup>Auction clearance rate<sup>3</sup>

84%

Median days on market<sup>3</sup>

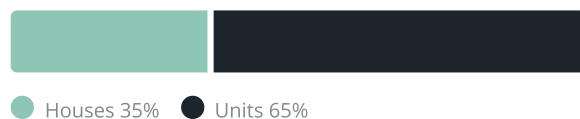
24 days

Jellis Craig average inspection attendance per listing<sup>4</sup>

24 groups

Average hold period<sup>1</sup>

6.7 years

Dwelling type<sup>5</sup>Ownership<sup>5</sup>Population<sup>5</sup>

8,347

Median asking rent<sup>1</sup>

\$650 per week

Median age<sup>5</sup>

41 years

Rental yield<sup>1</sup>

3.41%








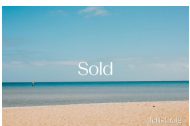


Median household size<sup>5</sup>

2.2 people











## CHELSEA SUBURB REPORT

### Recent Chelsea sales

Discover a snapshot of the most recent results for this suburb, to view the full 12 months of sales history, please go to [jellisecraig.com.au/suburb-reports](https://jellisecraig.com.au/suburb-reports)











Address	Bedrooms	Type	Price	Sold
 91 Hughes Av Chelsea	3	House	\$1,000,000	20 Dec 2025
 27 Pace Cr Chelsea	2	Flat/Unit/Apartment	\$310,000	15 Dec 2025
 1/67 Swan Wlk Chelsea	4	Townhouse	\$1,120,000	13 Dec 2025
 11 Tarella Rd Chelsea	3	House	\$1,002,500	13 Dec 2025
 14 Baxter Ct Chelsea	3	Townhouse	\$870,000	12 Dec 2025
 36 Ella Gr Chelsea	4	House	\$1,135,000	12 Dec 2025
 108/310 Station St Chelsea	1	Apartment	\$422,000	11 Dec 2025
 1B Swanpool Av Chelsea	3	House	\$1,082,000	09 Dec 2025
 2/22 Swanpool Av Chelsea	3	Unit	\$869,000	06 Dec 2025
 106 Argyle Av CHELSEA	3	Unit	\$890,000	06 Dec 2025

## CHELSEA SUBURB REPORT

Address	Bedrooms	Type	Price	Sold
 2/1 Golden Av Chelsea	2	Unit	\$652,500	05 Dec 2025
 56 Mulkarra Dr Chelsea	3	House	\$1,125,000	03 Dec 2025
 1d Golden Av Chelsea	3	House	\$920,000	28 Nov 2025
 1A Swanpool Av Chelsea	3	Townhouse	\$1,092,000	26 Nov 2025
 85 Hughes Av Chelsea	3	House	\$1,110,000	25 Nov 2025
 3/76 Swan Wlk CHELSEA	2	Unit	\$645,000	21 Nov 2025
 6C Kangaroo Rd Chelsea	2	House	\$810,000	21 Nov 2025
 8 Bertrand Rd Chelsea	3	Townhouse	\$945,000	18 Nov 2025
 15 Franklin Av Chelsea	3	House	\$1,839,800	17 Nov 2025
 9/15-19 Dobell Dr Chelsea	2	Unit	\$740,000	17 Nov 2025



## CHELSEA SUBURB REPORT

Address	Bedrooms	Type	Price	Sold
 3/44 Embankment Gr Chelsea	2	Unit	\$680,000	15 Nov 2025
 29 Chelsea Rd CHELSEA	3	House	\$1,265,500	15 Nov 2025
 2/45 Chelsea Rd Chelsea	2	Flat/Unit/Apartment	\$450,000	14 Nov 2025
 5/26 Sherwood Av Chelsea	2	Unit	\$572,500	10 Nov 2025
 2/51 Golden Av Chelsea	2	Townhouse	\$803,000	28 Oct 2025
 101/310 Station St Chelsea	2	Apartment	\$655,000	25 Oct 2025
 9 Black St Chelsea	6	House	\$2,070,000	25 Oct 2025
 4/21 Ella Gr Chelsea	3	Townhouse	\$1,035,000	25 Oct 2025
 7 Maury La Chelsea	5	House	\$3,300,000	25 Oct 2025
 3 Boyd Av Chelsea	2	Unit	\$640,000	25 Oct 2025



**Jellis Craig Mentone**  
99a Balcombe Road, Mentone  
(03) 9585 5667

Jellis Craig acknowledges and pays our respects to the Bunurong People, the Wadawurrung People, the Dja Dja Wurrung People and the Wurundjeri People as the Traditional Owners and original custodians of the lands on which Jellis Craig operates.



Data is current as of PDF generation date 08/01/2026

- 1 Property Data Online, updated quarterly for the past 12 months
- 2 Property Data Online, updated daily for the past 12 months
- 3 Property Data Online, updated daily for the past quarter
- 4 Jellis Craig's average inspection attendance per listing (houses) over the last 12 months, updated daily
- 5 2021 Australian Census
- 6 Property Data Online, updated daily

This publication contains data, analytics, statistics and other information supplied by PROPERTYDATAONLINE PTY LTD (PropertyData). The data provided in this publication is of a general nature and should not be construed as specific advice or relied upon in lieu of appropriate professional advice.

PropertyData relies upon data supplied by third parties and while the data is checked and reviewed, PropertyData does not warrant the accuracy or completeness of the information to the full extent permitted by the law and excludes all loss or damage howsoever arising (including through negligence) in connection with the data supplied by PropertyData. The State of Victoria owns the copyright in the Property Sales Data and reproduction of that data in any way without the consent of the State of Victoria will constitute a breach of the Copyright Act 1968 (cth). The State of Victoria does not warrant the accuracy or completeness of the Property Sales Data and any person using or relying upon such information does so on the basis that the State of Victoria accepts no responsibility or liability whatsoever for any errors, faults, defects or omissions in the information supplied.