



Chelsea

# Suburb Report



Your connection to property insights



**JellisCraig**

CHELSEA SUBURB REPORT

Median house price<sup>1</sup>

Median

\$1.12m

Quarterly price change

0.22% ↑

Median unit price<sup>1</sup>

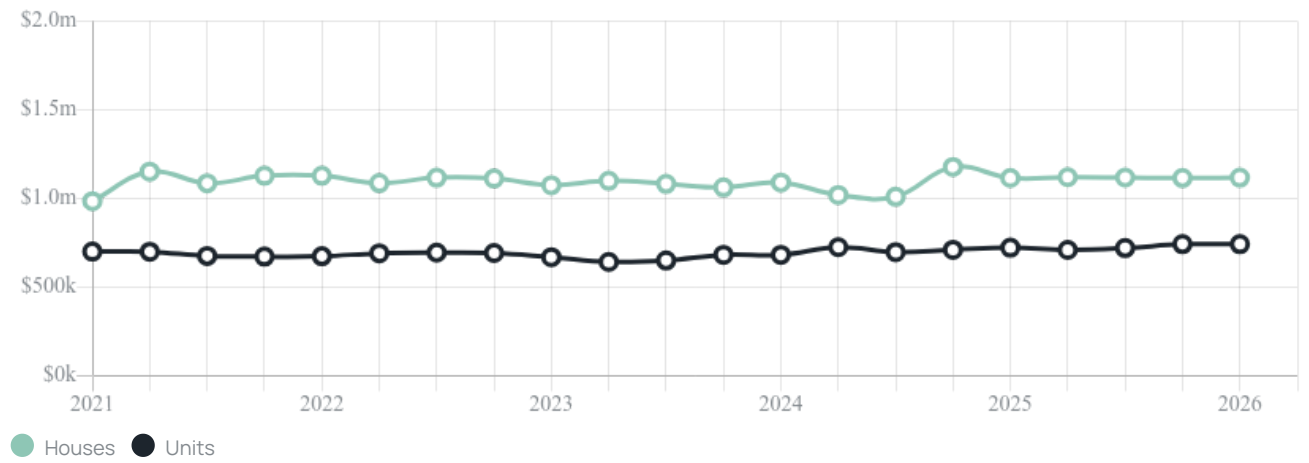
Median

\$743k

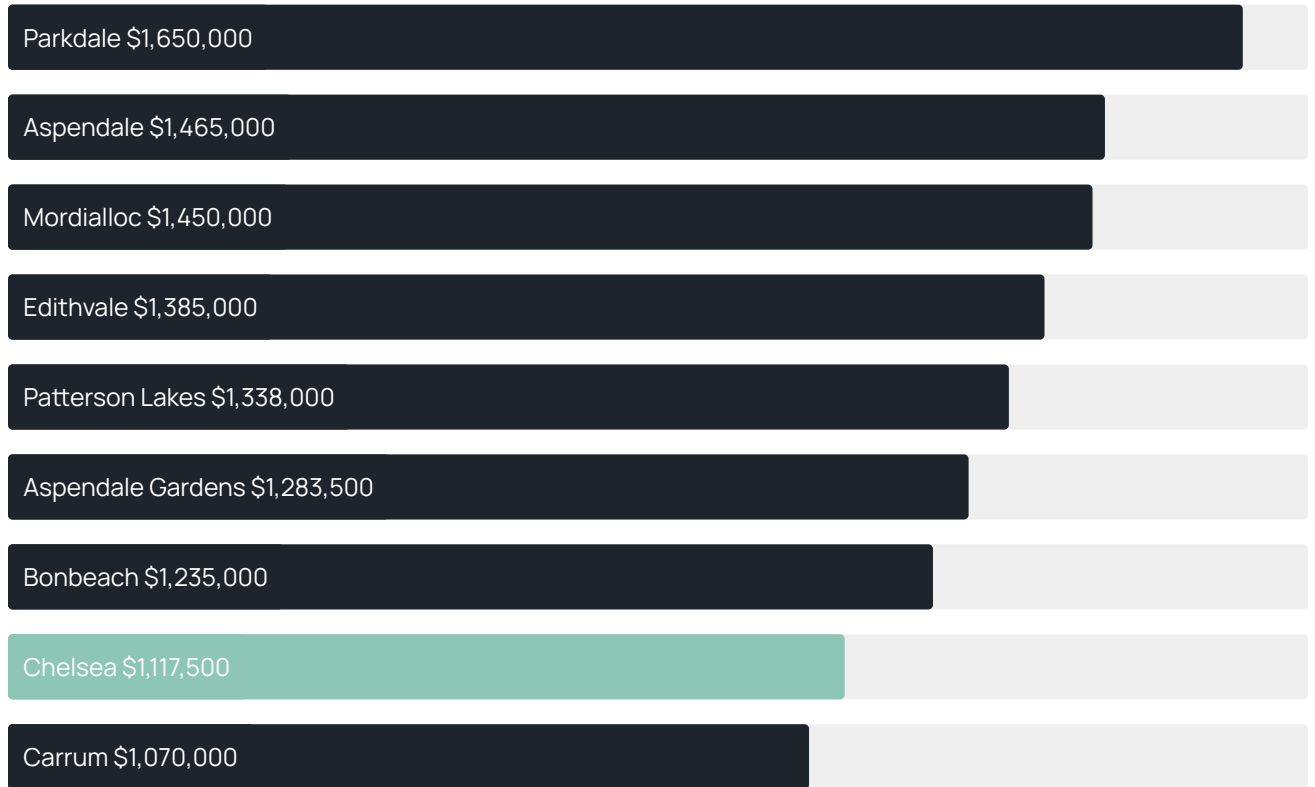
Quarterly price change

0.06% ↑

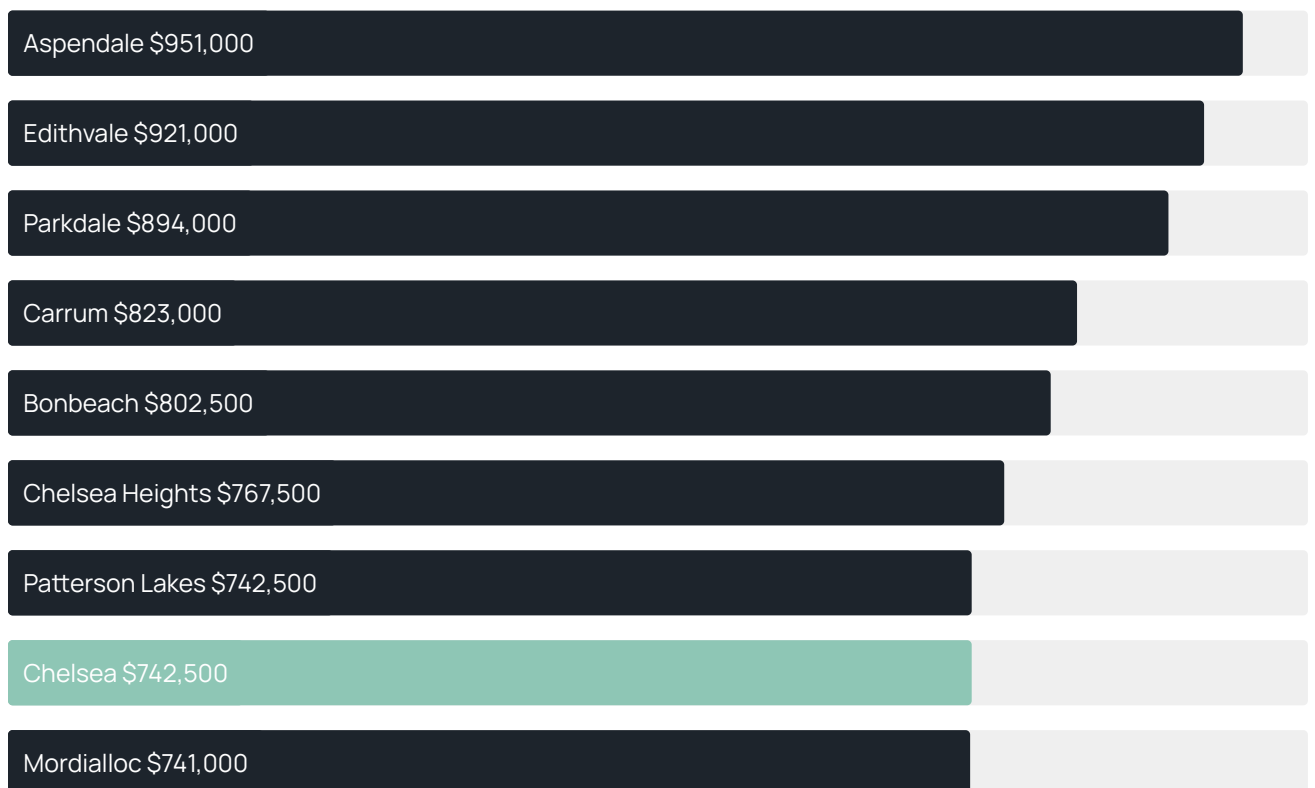
Quarterly price change<sup>1</sup>



### Median house price<sup>1</sup>



### Median unit price<sup>1</sup>



Sale method<sup>2</sup>



- Auction 47%
- Private 53%

Auction clearance rate<sup>3</sup>

76.92%

Median days on market<sup>3</sup>

23 days

Jellis Craig average inspection attendance per listing<sup>4</sup>

23 groups

Average hold period<sup>1</sup>

6.7 years

Dwelling type<sup>5</sup>



- Houses 35%
- Units 65%

Ownership<sup>5</sup>



- Owned outright 31%
- Mortgaged 39%
- Rented 30%

Population<sup>5</sup>

8,347

Median asking rent<sup>1</sup>

\$650 per week

Median age<sup>5</sup>

41 years

Rental yield<sup>1</sup>

3.41%








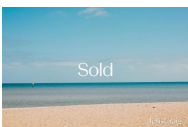


Median household size<sup>5</sup>

2.2 people











CHELSEA SUBURB REPORT

## Recent Chelsea sales











Discover a snapshot of the most recent results for this suburb, to view the full 12 months of sales history, please go to [jellisCraig.com.au/suburb-reports](http://jellisCraig.com.au/suburb-reports)

Address	Bedrooms	Type	Price	Sold
 1/13 Blantyre Av Chelsea	3	Unit	\$804,000	15 Apr 2026
 15 The Strand Chelsea	3	House	\$1,700,000	14 Apr 2026
 2/96 Ella Gr Chelsea	3	Unit	\$890,000	11 Apr 2026
 3/58 Embankment Gr Chelsea	2	Unit	\$677,000	07 Apr 2026
 3/49 Argyle Av Chelsea	2	Townhouse	\$780,000	02 Apr 2026
 1/372 Station St Chelsea	2	Unit	\$645,000	31 Mar 2026
 1/19-21 Embankment Gr Chelsea	2	Unit	\$750,000	28 Mar 2026
 2/15 Cross Rd Chelsea	2	Unit	\$807,499	26 Mar 2026
 37 Orana Cr Chelsea	2	Unit	\$800,000	25 Mar 2026
 4/487 Nepean Hwy Chelsea	2	Unit	\$620,000	23 Mar 2026

## CHELSEA SUBURB REPORT

Address	Bedrooms	Type	Price	Sold
 10 Boyd Av Chelsea	2	Unit	\$740,000	19 Mar 2026
 1/49 Blantyre Av Chelsea	3	House	\$1,150,000	17 Mar 2026
 3/54 Catherine Av Chelsea	2	Unit	\$790,000	16 Mar 2026
 3/38 Embankment Gr Chelsea	3	Unit	\$885,000	14 Mar 2026
 26 Jacksons Rd Chelsea	3	House	\$910,000	14 Mar 2026
 20b Swanpool Av Chelsea	3	Townhouse	\$1,335,000	13 Mar 2026
 6 Tarella Rd Chelsea	1	Land	\$1,060,000	11 Mar 2026
 1/26 Glenola Rd Chelsea	2	Unit	\$650,000	11 Mar 2026
 5/1a Thames Prm Chelsea	2	Unit	\$395,000	10 Mar 2026
 20a Swanpool Av Chelsea	4	House	\$1,340,000	07 Mar 2026

## CHELSEA SUBURB REPORT

Address	Bedrooms	Type	Price	Sold
 480 Nepean Hwy Chelsea	3	Townhouse	\$950,000	06 Mar 2026
 2/11 Sherwood Av Chelsea	2	Unit	\$685,000	06 Mar 2026
 13 Black St Chelsea	2	House	\$863,000	05 Mar 2026
 29 Blantyre Av Chelsea	4	House	\$1,389,000	28 Feb 2026
 12 Arnold Dr Chelsea	2	Unit	\$798,000	28 Feb 2026
 2/17 Swan Wlk Chelsea	3	Unit	\$805,000	28 Feb 2026
 5/9 Golden Av Chelsea	2	Unit	\$672,000	24 Feb 2026
 114 Argyle Av Chelsea	2	House	\$740,000	21 Feb 2026
 1/17 Glenola Rd Chelsea	3	Townhouse	\$1,130,000	20 Feb 2026
 6/1 Golden Av Chelsea	2	Unit	\$700,000	19 Feb 2026



**Jellis Craig Mentone**  
99a Balcombe Road, Mentone  
(03) 9585 5667

Jellis Craig acknowledges and pays our respects to the Bunurong People, the Wadawurrung People, the Dja Dja Wurrung People and the Wurundjeri People as the Traditional Owners and original custodians of the lands on which Jellis Craig operates.

---

Data is current as of PDF generation date 01/05/2026

- 1 Property Data Online, updated quarterly for the past 12 months
- 2 Property Data Online, updated daily for the past 12 months
- 3 Property Data Online, updated daily for the past quarter
- 4 Jellis Craig's average inspection attendance per listing (houses) over the last 12 months, updated daily
- 5 2021 Australian Census
- 6 Property Data Online, updated daily

This publication contains data, analytics, statistics and other information supplied by PROPERTYDATAONLINE PTY LTD (PropertyData). The data provided in this publication is of a general nature and should not be construed as specific advice or relied upon in lieu of appropriate professional advice.

PropertyData relies upon data supplied by third parties and while the data is checked and reviewed, PropertyData does not warrant the accuracy or completeness of the information to the full extent permitted by the law and excludes all loss or damage howsoever arising (including through negligence) in connection with the data supplied by PropertyData. The State of Victoria owns the copyright in the Property Sales Data and reproduction of that data in any way without the consent of the State of Victoria will constitute a breach of the Copyright Act 1968 (cth). The State of Victoria does not warrant the accuracy or completeness of the Property Sales Data and any person using or relying upon such information does so on the basis that the State of Victoria accepts no responsibility or liability whatsoever for any errors, faults, defects or omissions in the information supplied.