



Cheltenham

Suburb Report



Your connection to property insights



JellisCraig

CHELTHENHAM SUBURB REPORT

Median house price¹

Median

\$1.30m

Quarterly price change

0.00% ↓

Median unit price¹

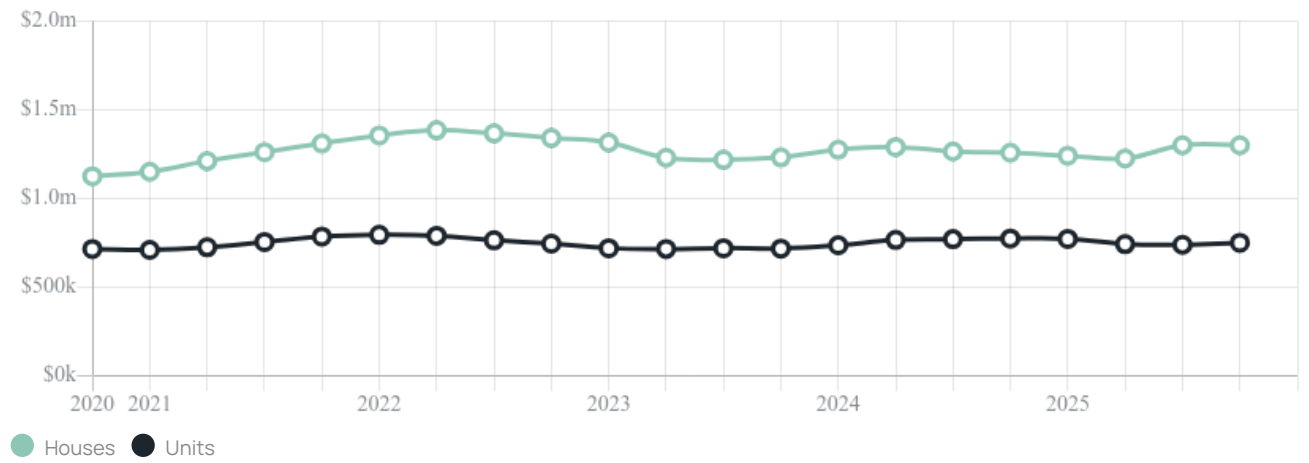
Median

\$750k

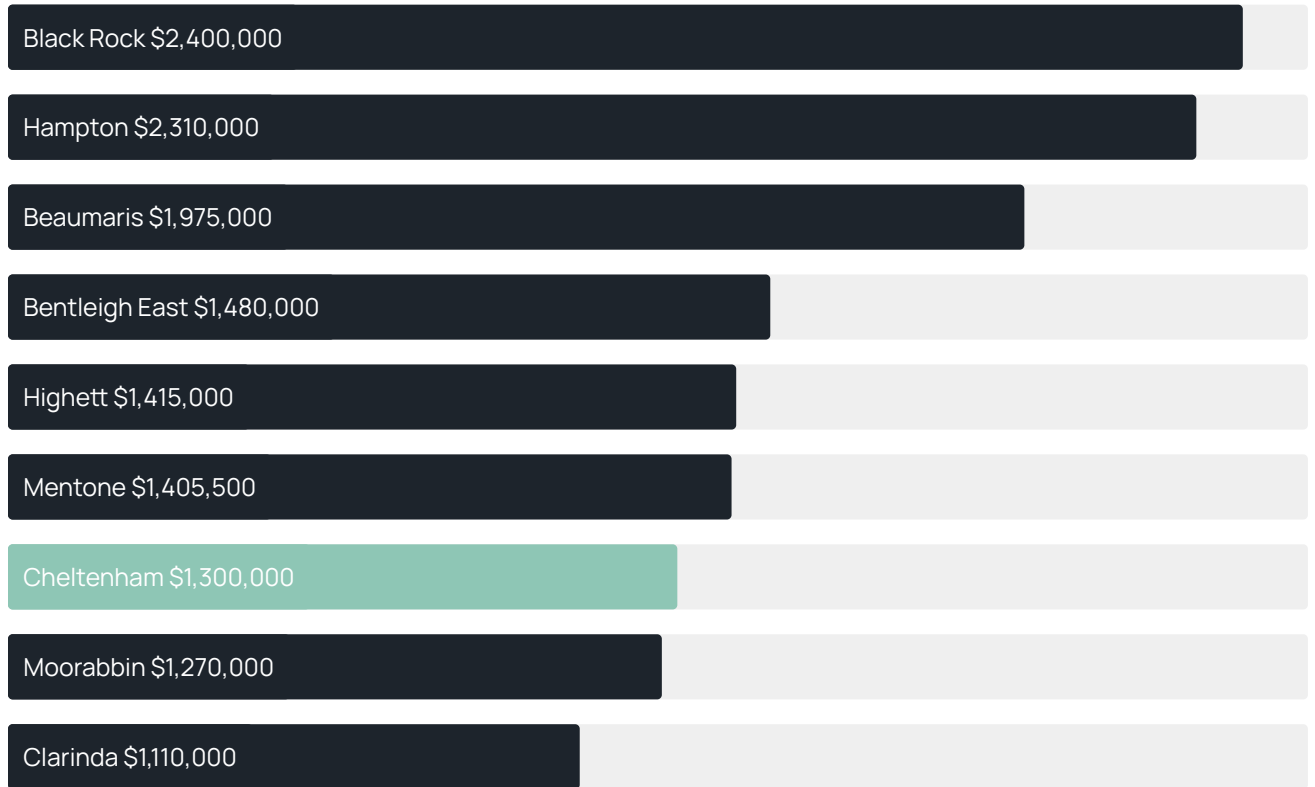
Quarterly price change

1.52% ↑

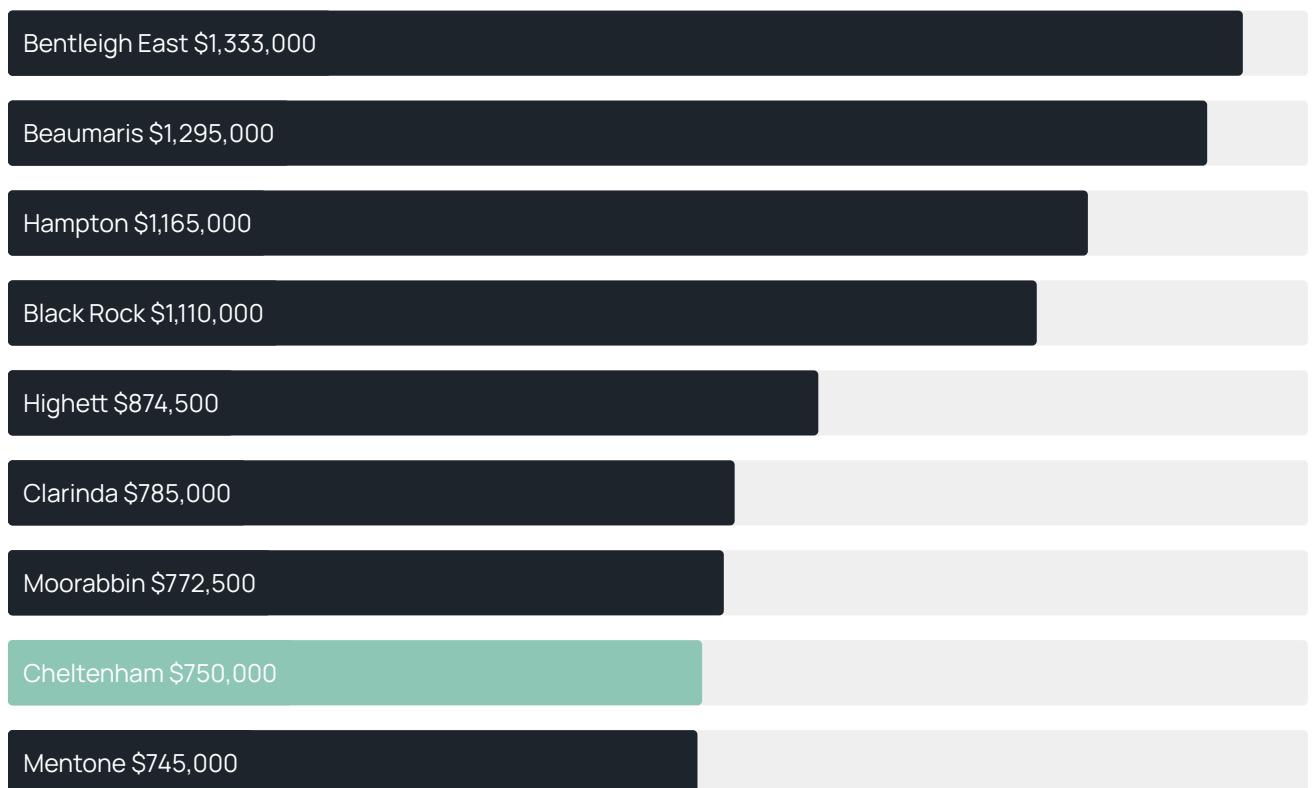
Quarterly price change¹



Median house price¹



Median unit price¹



Sale method²



Auction clearance rate³

77.33%

Median days on market³

25 days

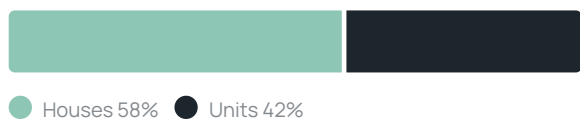
Jellis Craig average inspection attendance per listing⁴

25 groups

Average hold period¹

6.7 years

Dwelling type⁵



Ownership⁵



Population⁵

23,992

Median asking rent¹

\$790 per week

Population growth⁵

7.63%

Rental yield¹

2.88%

Median age⁵

40 years











Median household size⁵

2.4 people











CHELTENHAM SUBURB REPORT

Recent Cheltenham sales











Discover a snapshot of the most recent results for this suburb, to view the full 12 months of sales history, please go to jellisraig.com.au/suburb-reports

Address	Bedrooms	Type	Price	Sold
 1/25 Wedd St Cheltenham	3	Townhouse	\$1,110,000	28 Mar 2026
 1/3 Bayliss St Cheltenham	3	Unit	\$952,000	28 Mar 2026
 4/60 Wilson St Cheltenham	3	Townhouse	\$1,085,000	28 Mar 2026
 4 Everest Dr Cheltenham	3	Unit	\$930,000	28 Mar 2026
 29 Judd Pde Cheltenham	3	House	\$1,335,000	28 Mar 2026
 1/3 Stanley Av Cheltenham	3	Townhouse	\$1,120,000	28 Mar 2026
 2 Mena Av Cheltenham	4	House	\$1,285,000	28 Mar 2026
 4/204 Warrigal Rd CHELTENHAM	2	Unit	\$540,000	27 Mar 2026
 301/1 Moola Ct Cheltenham	2	Apartment	\$860,000	25 Mar 2026
 326 Warrigal Rd Cheltenham	3	House	\$950,000	24 Mar 2026

CHELTENHAM SUBURB REPORT

Address	Bedrooms	Type	Price	Sold
 106/1a Tibrockney St Cheltenham	2	Apartment	\$615,000	21 Mar 2026
 2/44 Warren Rd Cheltenham	2	Unit	\$652,000	21 Mar 2026
 9/15 Sunray Av Cheltenham	3	Townhouse	\$1,077,000	21 Mar 2026
 26 Pyingerra Cr Cheltenham	5	House	\$2,283,000	21 Mar 2026
 59 Oak Av Cheltenham	5	House	\$1,685,000	19 Mar 2026
 301/3 Chesterville Rd Cheltenham	2	Apartment	\$700,000	17 Mar 2026
 114/278 Charman Rd Cheltenham	1	Apartment	\$335,000	14 Mar 2026
 33/310 Warrigal Rd Cheltenham	2	Unit	\$670,000	14 Mar 2026
 53 Bernard St Cheltenham	2	House	\$1,050,000	14 Mar 2026
 118 Bernard St Cheltenham	3	House	\$1,035,000	13 Mar 2026

CHELTENHAM SUBURB REPORT

Address	Bedrooms	Type	Price	Sold
 106/278 Charman Rd Cheltenham	2	Apartment	\$492,500	13 Mar 2026
 223/8 Railway Rd Cheltenham	2	Apartment	\$605,000	11 Mar 2026
 220/8 Railway Rd Cheltenham	1	Apartment	\$340,000	10 Mar 2026
 1 Kingswood Rd Cheltenham	3	House	\$1,165,000	07 Mar 2026
 203/323 Charman Rd Cheltenham	1	Apartment	\$292,500	06 Mar 2026
 2 Azalea Ct Cheltenham	5	House	\$1,860,000	05 Mar 2026
 15A Alden Ct Cheltenham	4	Townhouse	\$1,325,000	03 Mar 2026
 27 Wallingford St Cheltenham	4	House	\$1,690,000	03 Mar 2026
 1/32 Sunray Av Cheltenham	3	Townhouse	\$870,000	28 Feb 2026
 2 Dianne Ct Cheltenham	4	House	\$1,665,000	28 Feb 2026



Please contact your local Jellis Craig office

Jellis Craig acknowledges and pays our respects to the Bunurong People, the Wadawurrung People, the Dja Dja Wurrung People and the Wurundjeri People as the Traditional Owners and original custodians of the lands on which Jellis Craig operates.

Data is current as of PDF generation date 01/04/2026

- 1 Property Data Online, updated quarterly for the past 12 months
- 2 Property Data Online, updated daily for the past 12 months
- 3 Property Data Online, updated daily for the past quarter
- 4 Jellis Craig's average inspection attendance per listing (houses) over the last 12 months, updated daily
- 5 2021 Australian Census
- 6 Property Data Online, updated daily

This publication contains data, analytics, statistics and other information supplied by PROPERTYDATAONLINE PTY LTD (PropertyData). The data provided in this publication is of a general nature and should not be construed as specific advice or relied upon in lieu of appropriate professional advice.

PropertyData relies upon data supplied by third parties and while the data is checked and reviewed, PropertyData does not warrant the accuracy or completeness of the information to the full extent permitted by the law and excludes all loss or damage howsoever arising (including through negligence) in connection with the data supplied by PropertyData. The State of Victoria owns the copyright in the Property Sales Data and reproduction of that data in any way without the consent of the State of Victoria will constitute a breach of the Copyright Act 1968 (cth). The State of Victoria does not warrant the accuracy or completeness of the Property Sales Data and any person using or relying upon such information does so on the basis that the State of Victoria accepts no responsibility or liability whatsoever for any errors, faults, defects or omissions in the information supplied.