



Cheltenham

Suburb Report



Your connection to property insights



JellisCraig

CHELTHENHAM SUBURB REPORT

Median house price¹

Median

\$1.30m

Quarterly price change

0.00% ↓

Median unit price¹

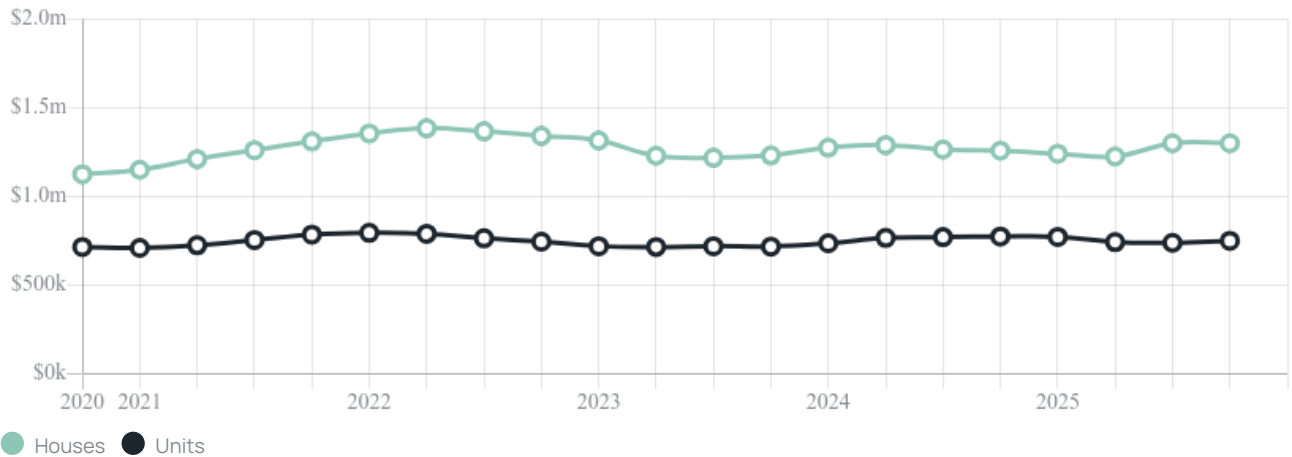
Median

\$750k

Quarterly price change

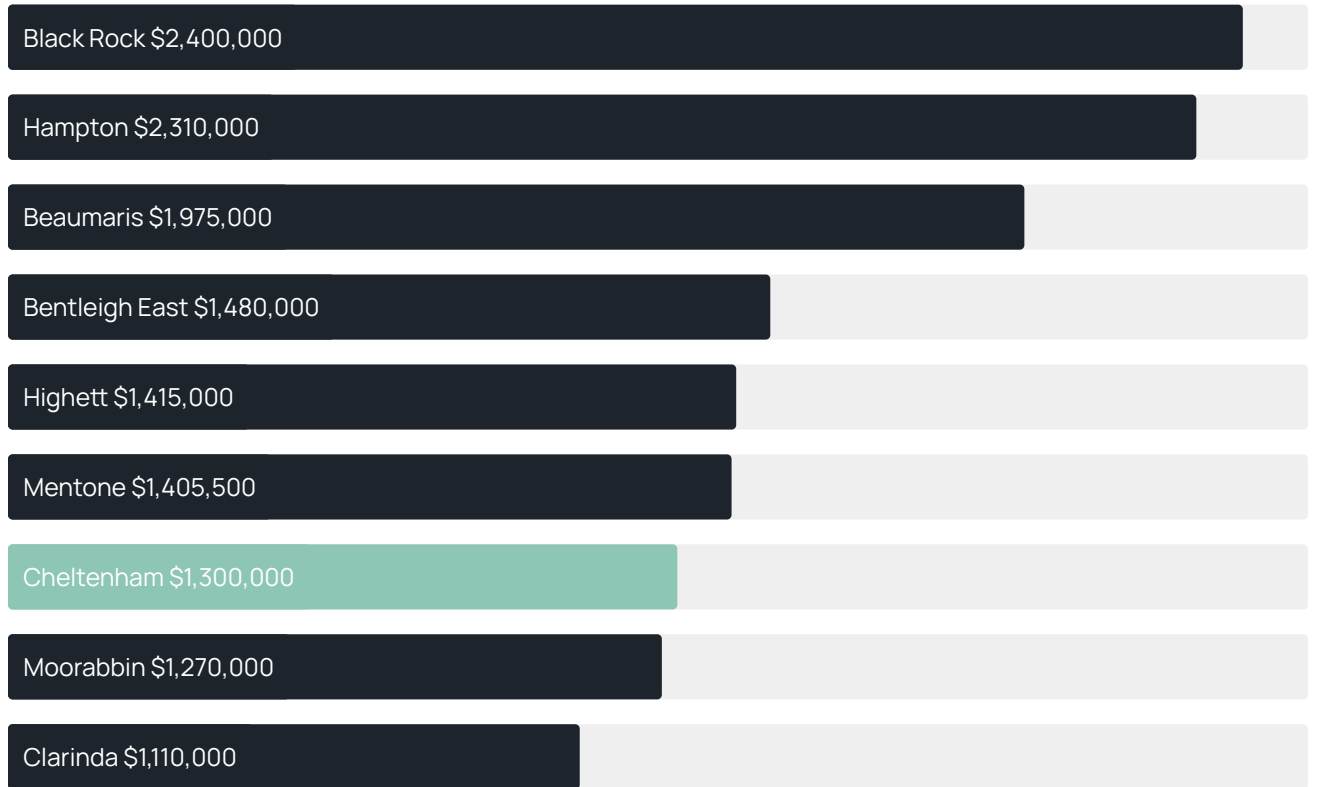
1.52% ↑

Quarterly price change¹

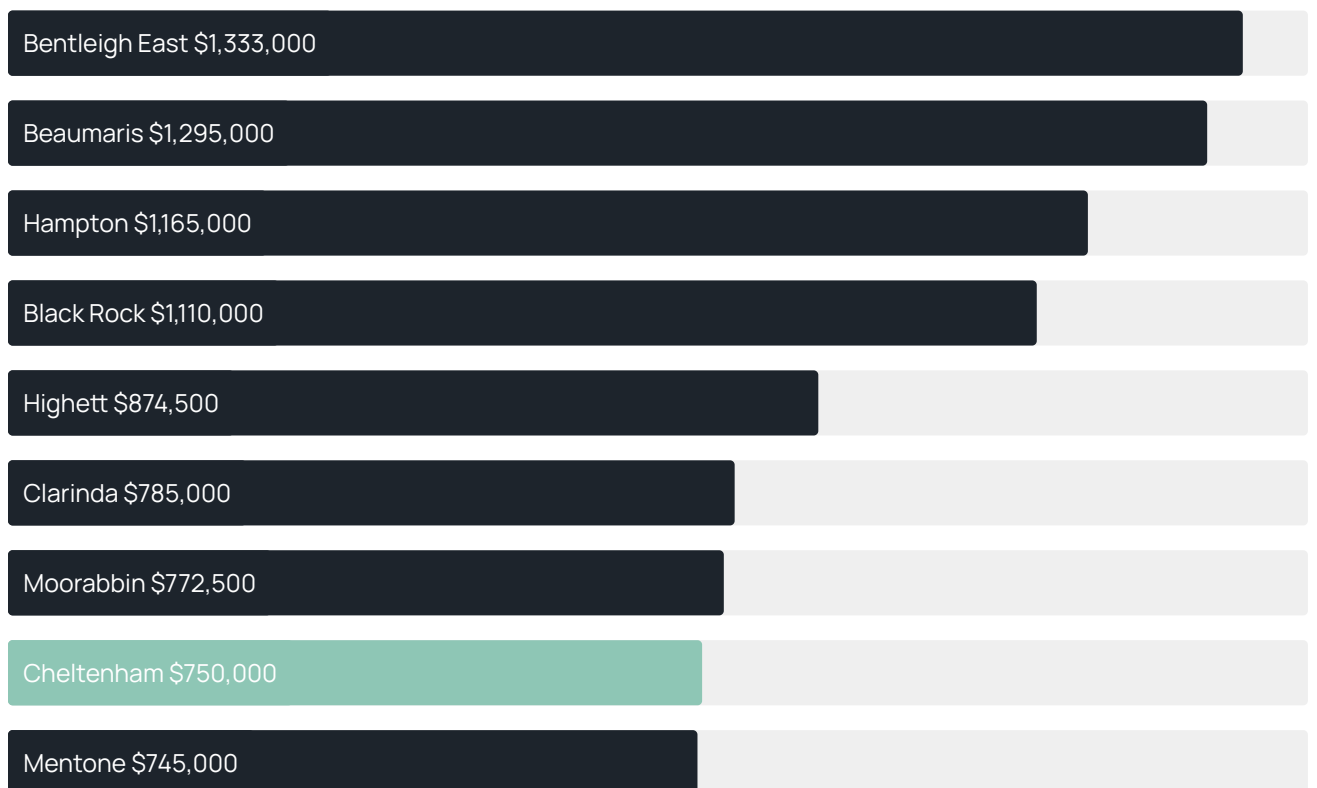


CHELTENHAM SUBURB REPORT

Median house price¹



Median unit price¹



Sale method²Auction clearance rate³

89.04%

Median days on market³

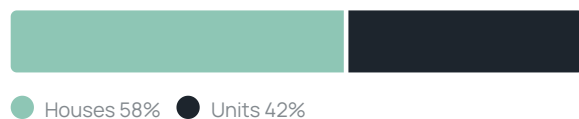
24 days

Jellis Craig average inspection attendance per listing⁴

24 groups

Average hold period¹

6.7 years

Dwelling type⁵Ownership⁵Population⁵

23,992

Median asking rent¹

\$790 per week

Population growth⁵

7.63%

Rental yield¹

2.88%

Median age⁵

40 years











Median household size⁵

2.4 people











CHELTENHAM SUBURB REPORT

Recent Cheltenham sales











Discover a snapshot of the most recent results for this suburb, to view the full 12 months of sales history, please go to jellisraig.com.au/suburb-reports

Address	Bedrooms	Type	Price	Sold
 5/19 Reeve Ct Cheltenham	2	Townhouse	\$702,000	31 Jan 2026
 20b Barker St Cheltenham	3	Townhouse	\$1,365,000	31 Jan 2026
 406/37-39 Station Rd Cheltenham	2	Apartment	\$540,000	27 Jan 2026
 1/12 Crawford St Cheltenham	3	Townhouse	\$1,300,000	24 Jan 2026
 206/30 Munro Av Cheltenham	2	Apartment	\$875,000	22 Jan 2026
 4/207 Charman Rd Cheltenham	2	Apartment	\$580,000	22 Jan 2026
 10 Snowdon Dr Cheltenham	4	House	\$990,000	21 Jan 2026
 57 Charlton Av Cheltenham	2	Townhouse	\$770,000	21 Jan 2026
 17/338 Bay Rd Cheltenham	1	Apartment	\$365,000	20 Jan 2026
 3/171 Warrigal Rd Cheltenham	2	Unit	\$750,000	17 Jan 2026

CHELTENHAM SUBURB REPORT

Address	Bedrooms	Type	Price	Sold
 6/1325 Nepean Hwy Cheltenham	1	Apartment	\$398,000	17 Jan 2026
 5 Mena Av Cheltenham	4	House	\$2,275,000	17 Jan 2026
 G11/1 Moola Ct Cheltenham	2	Apartment	\$785,000	09 Jan 2026
 18 Barker St Cheltenham	3	House	\$1,550,000	30 Dec 2025
 2/11 Argus St Cheltenham	2	Unit	\$675,000	20 Dec 2025
 115/278 Charman Rd Cheltenham	2	Apartment	\$525,000	19 Dec 2025
 61 Centre Dandenong Rd CHELTENHAM	3	House	\$1,230,000	19 Dec 2025
 214/19 Hall St Cheltenham	2	Apartment	\$588,000	14 Dec 2025
 3 Pike St Cheltenham	4	House	\$1,580,000	13 Dec 2025
 1 Wade Ct Cheltenham	3	House	\$1,345,000	13 Dec 2025

CHELTENHAM SUBURB REPORT

Address	Bedrooms	Type	Price	Sold
 21 Peters Dr Cheltenham	3	House	\$1,285,000	13 Dec 2025
 9/12 Barker St Cheltenham	3	Townhouse	\$841,000	13 Dec 2025
 51 Silver St Cheltenham	3	House	\$1,185,000	13 Dec 2025
 24 Renowden St Cheltenham	4	House	\$1,330,000	12 Dec 2025
 25 Shipston Rd Cheltenham	3	House	\$1,285,000	11 Dec 2025
 27B Swinden Av Cheltenham	2	House	\$1,330,000	10 Dec 2025
 4a Christensen St Cheltenham	4	House	\$1,120,000	09 Dec 2025
 5/3 Gillman St Cheltenham	3	Townhouse	\$850,000	09 Dec 2025
 5/11 Hoffman St Cheltenham	2	Unit	\$770,000	09 Dec 2025
 3/21 Mackenzie St Cheltenham	1	Flat/Unit/Apartment	\$1,000,000	08 Dec 2025



Please contact your local Jellis Craig office

Jellis Craig acknowledges and pays our respects to the Bunurong People, the Wadawurrung People, the Dja Dja Wurrung People and the Wurundjeri People as the Traditional Owners and original custodians of the lands on which Jellis Craig operates.

Data is current as of PDF generation date 01/02/2026

1 Property Data Online, updated quarterly for the past 12 months

2 Property Data Online, updated daily for the past 12 months

3 Property Data Online, updated daily for the past quarter

4 Jellis Craig's average inspection attendance per listing (houses) over the last 12 months, updated daily

5 2021 Australian Census

6 Property Data Online, updated daily

This publication contains data, analytics, statistics and other information supplied by PROPERTYDATAONLINE PTY LTD (PropertyData). The data provided in this publication is of a general nature and should not be construed as specific advice or relied upon in lieu of appropriate professional advice.

PropertyData relies upon data supplied by third parties and while the data is checked and reviewed, PropertyData does not warrant the accuracy or completeness of the information to the full extent permitted by the law and excludes all loss or damage howsoever arising (including through negligence) in connection with the data supplied by PropertyData. The State of Victoria owns the copyright in the Property Sales Data and reproduction of that data in any way without the consent of the State of Victoria will constitute a breach of the Copyright Act 1968 (cth). The State of Victoria does not warrant the accuracy or completeness of the Property Sales Data and any person using or relying upon such information does so on the basis that the State of Victoria accepts no responsibility or liability whatsoever for any errors, faults, defects or omissions in the information supplied.