

# JellisCraig

CHELtenham

## Suburb Report

Know your neighbourhood.



CHELTENHAM SUBURB REPORT

Median House Price\*

Median

\$1.30m

Quarterly Price Change

6.07% ↑

Median Unit Price\*

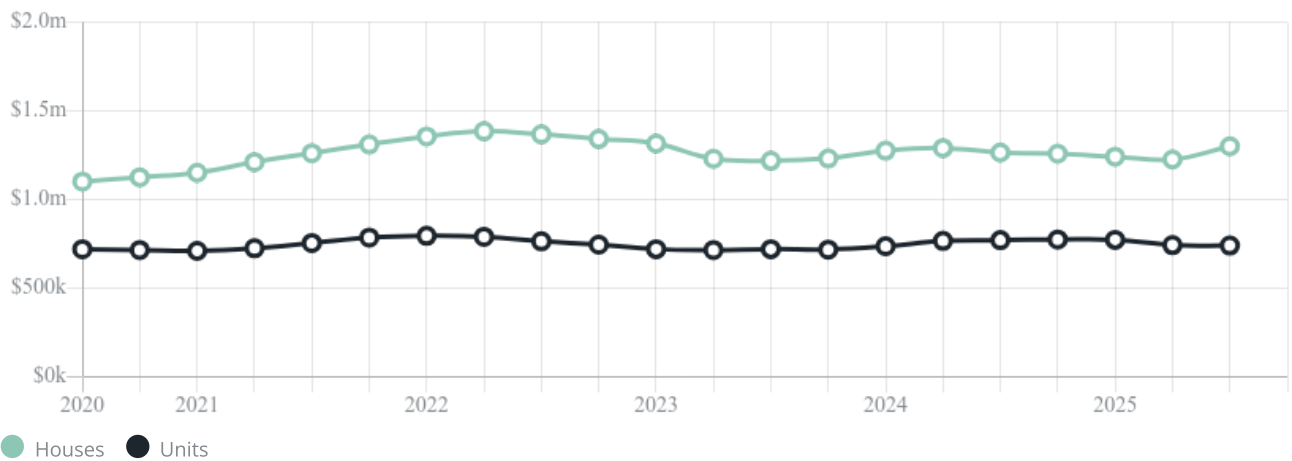
Median

\$740k

Quarterly Price Change

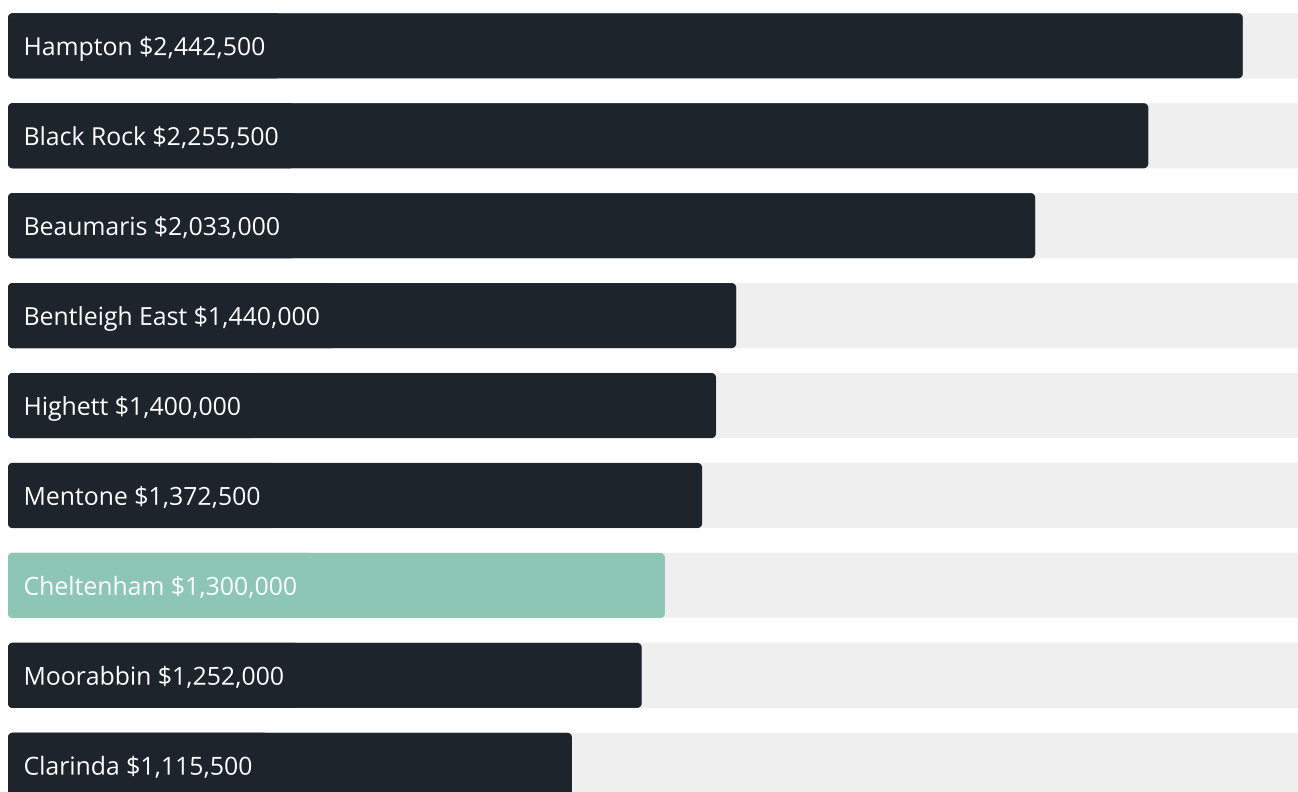
-0.33% ↓

Quarterly Price Change\*

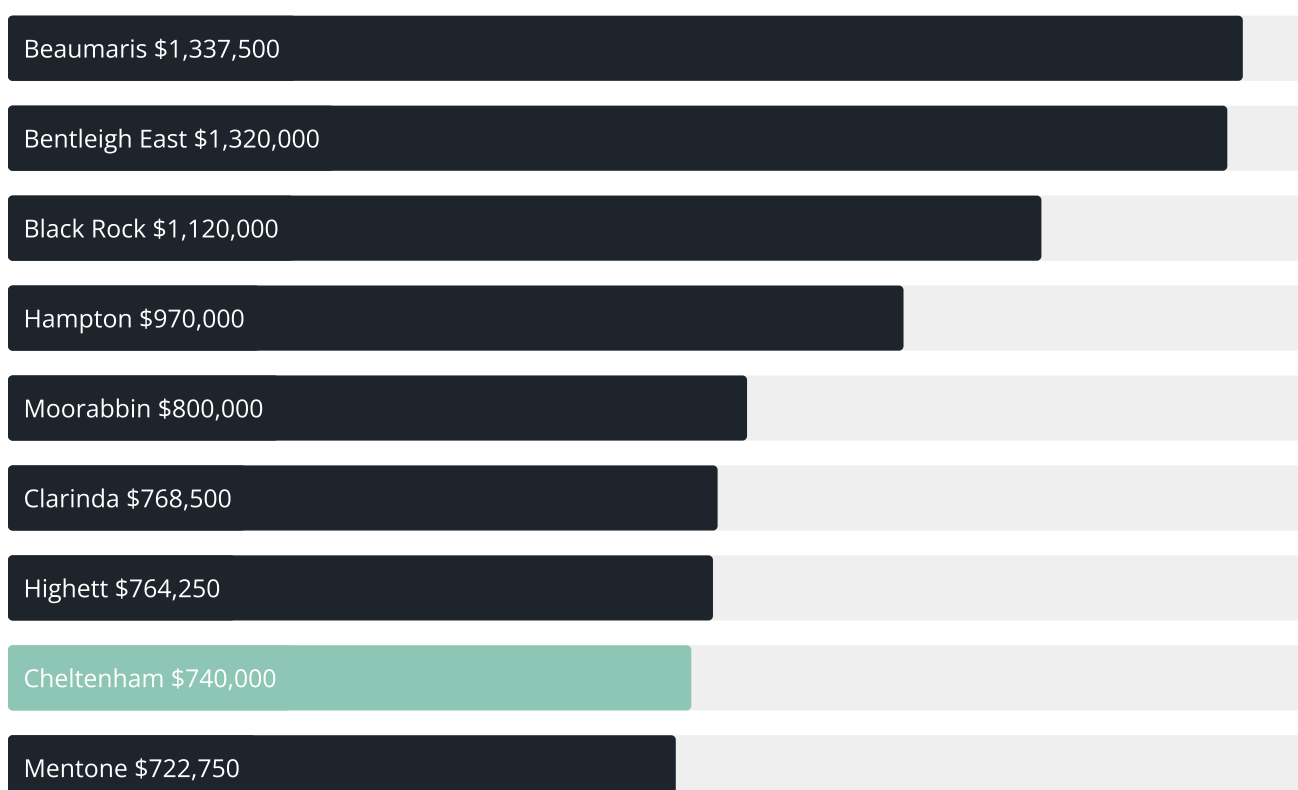


## CHELTENHAM SUBURB REPORT

### Median House Sale Price<sup>\*</sup>



### Median Unit Sale Price<sup>\*</sup>



## CHELTENHAM SUBURB REPORT

Sale Method<sup>\*</sup>Auction Clearance Rate<sup>\*</sup>

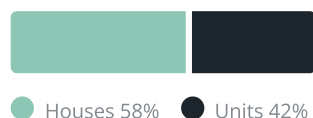
89.42%

Median Days on Market<sup>^</sup>

24 days

Average Hold Period<sup>\*</sup>

6.7 years

Dwelling Type<sup>^</sup>Ownership<sup>^</sup>Population<sup>^</sup>

23,992

Median Asking Rent per week<sup>\*</sup>

\$750

Population Growth<sup>^</sup>

7.63%

Rental Yield<sup>\*</sup>

2.88%

Median Age<sup>^</sup>











40 years

Median Household Size<sup>^</sup>











2.4 people

## CHELTENHAM SUBURB REPORT











Discover a snapshot of the most recent results for this suburb, to view the full 12 months of sales history, please go to [jellisicraig.com.au/suburbinsights](http://jellisicraig.com.au/suburbinsights)

Address	Bedrooms	Type	Price	Sold
 18 Barker St Cheltenham	3	House	\$1,550,000	30 Dec 2025
 2/11 Argus St Cheltenham	2	Unit	\$675,000	20 Dec 2025
 61 Centre Dandenong Rd CHELTENHAM	3	House	\$1,230,000	19 Dec 2025
 1 Wade Ct Cheltenham	3	House	\$1,345,000	13 Dec 2025
 3 Pike St Cheltenham	4	House	\$1,580,000	13 Dec 2025
 21 Peters Dr Cheltenham	3	House	\$1,285,000	13 Dec 2025
 51 Silver St Cheltenham	3	House	\$1,185,000	13 Dec 2025
 7/68-74 Farm Rd Cheltenham	2	Unit	\$700,000	12 Dec 2025
 24 Renowden St Cheltenham	4	House	\$1,330,000	12 Dec 2025
 25 Shipston Rd Cheltenham	3	House	\$1,285,000	11 Dec 2025

## CHELTENHAM SUBURB REPORT

Address	Bedrooms	Type	Price	Sold
 4a Christensen St Cheltenham	4	House	\$1,120,000	09 Dec 2025
 5/11 Hoffman St Cheltenham	2	Unit	\$770,000	09 Dec 2025
 5/3 Gillman St Cheltenham	3	Townhouse	\$850,000	09 Dec 2025
 3/21 Mackenzie St Cheltenham	1	Flat/Unit/Apartment	\$1,000,000	08 Dec 2025
 36 Jells Rd Cheltenham	3	House	\$1,151,000	06 Dec 2025
 6/5 Weymar St Cheltenham	2	Apartment	\$554,000	06 Dec 2025
 21 Mernda Av Cheltenham	4	House	\$1,450,000	06 Dec 2025
 12 Amberley Dr Cheltenham	3	Townhouse	\$1,130,000	03 Dec 2025
 2/49 Wilson St Cheltenham	2	Apartment	\$642,000	03 Dec 2025
 18 Shipston Rd Cheltenham	4	House	\$1,290,000	03 Dec 2025

## CHELTENHAM SUBURB REPORT

Address	Bedrooms	Type	Price	Sold
 13 Erskine Av Cheltenham	4	House	\$2,063,000	29 Nov 2025
 2/18 Wilson St Cheltenham	3	Townhouse	\$1,330,000	29 Nov 2025
 120 Chesterville Rd Cheltenham	3	House	\$1,105,000	29 Nov 2025
 12B Erskine Av Cheltenham	4	Townhouse	\$1,590,000	29 Nov 2025
 14 Allnutt Pde Cheltenham	3	House	\$1,197,000	29 Nov 2025
 17 Bellevue Rd Cheltenham	3	House	\$1,120,000	29 Nov 2025
 1 Shelford Ct Cheltenham	3	House	\$1,250,000	29 Nov 2025
 2/37 Jean St Cheltenham	2	Villa	\$771,500	29 Nov 2025
 4/59 Wilson St Cheltenham	2	Unit	\$723,000	28 Nov 2025
 1/18 Jack Rd Cheltenham	3	Villa	\$820,000	26 Nov 2025





Please contact your local Jellis Craig office

[jelliscraig.com.au](http://jelliscraig.com.au)

Data is current as of PDF generation date 01/01/2026

\* Updated Quarterly for the past 12 months

^ Updated daily for the past quarter

~ Updated daily: 33 recent results.

This publication contains data, analytics, statistics and other information supplied by PROPERTYDATAONLINE PTY LTD (PropertyData). The data provided in this publication is of a general nature and should not be construed as specific advice or relied upon in lieu of appropriate professional advice.

PropertyData relies upon data supplied by third parties and while the data is checked and reviewed, PropertyData does not warrant the accuracy or completeness of the information to the full extent permitted by the law and excludes all loss or damage howsoever arising (including through negligence) in connection with the data supplied by PropertyData. The State of Victoria owns the copyright in the Property Sales Data and reproduction of that data in any way without the consent of the State of Victoria will constitute a breach of the Copyright Act 1968 (cth). The State of Victoria does not warrant the accuracy or completeness of the Property Sales Data and any person using or relying upon such information does so on the basis that the State of Victoria accepts no responsibility or liability whatsoever for any errors, faults, defects or omissions in the information supplied.