



Cheltenham

Suburb Report



Your connection to property insights



JellisCraig

CHELTHENHAM SUBURB REPORT

Median house price¹

Median

\$1.31m

Quarterly price change

0.43% ↑

Median unit price¹

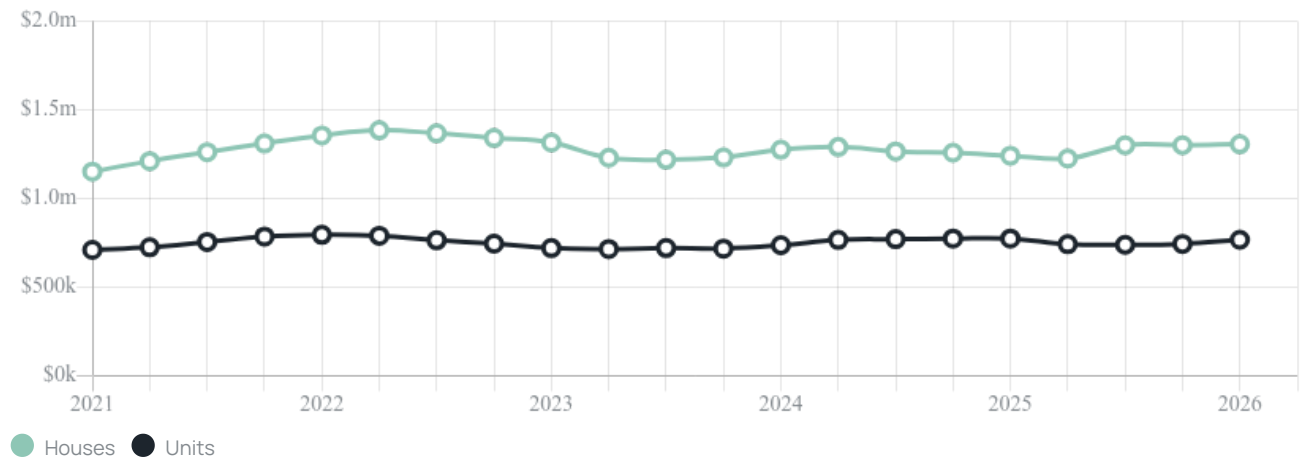
Median

\$767k

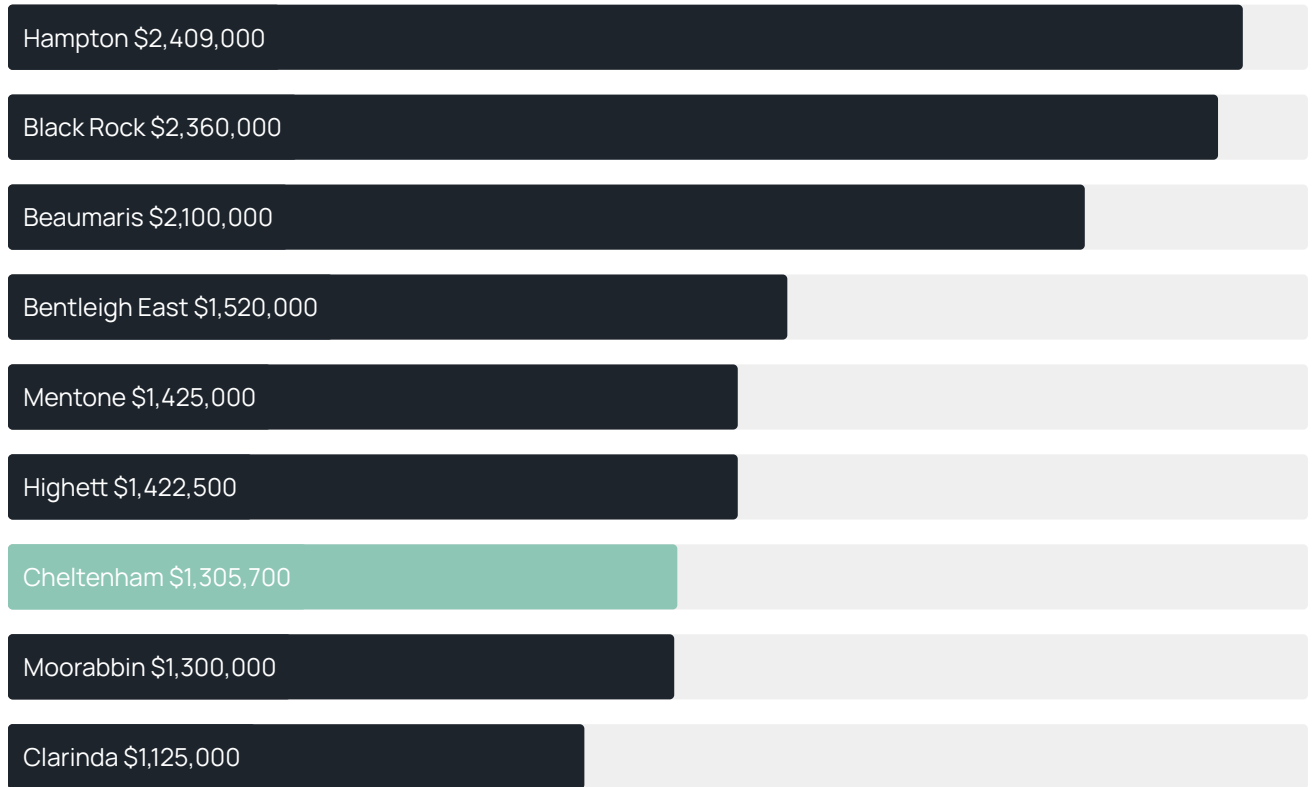
Quarterly price change

3.16% ↑

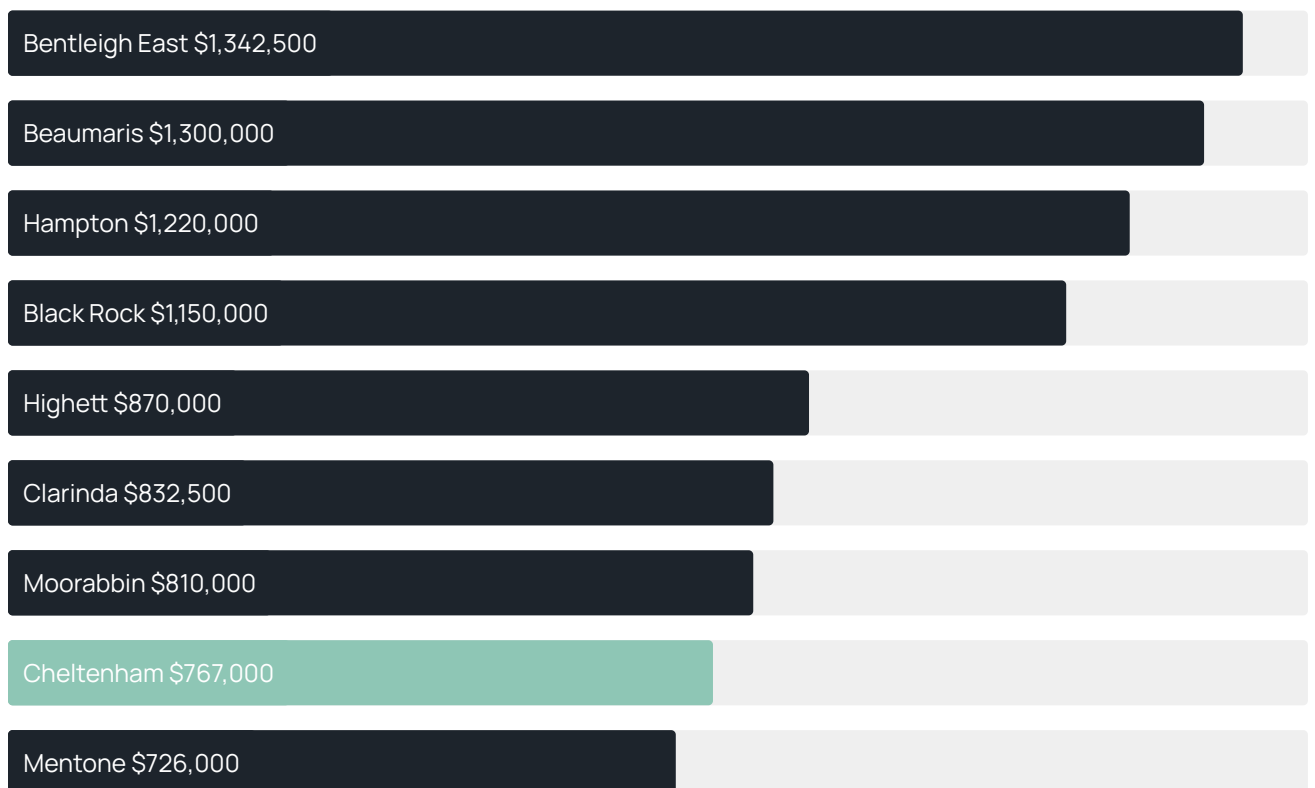
Quarterly price change¹



Median house price¹



Median unit price¹



Sale method²



● Auction 60%
● Private 40%

Auction clearance rate³

80.26%

Median days on market³

26 days

Jellis Craig average inspection attendance per listing⁴

26 groups

Average hold period¹

6.7 years

Dwelling type⁵



● Houses 58% ● Units 42%

Ownership⁵



● Owned outright 36% ● Mortgaged 40% ● Rented 24%

Population⁵

23,992

Median asking rent¹

\$760 per week

Population growth⁵

7.63%

Rental yield¹

2.88%

Median age⁵

40 years











Median household size⁵

2.4 people











CHELTENHAM SUBURB REPORT

Recent Cheltenham sales











Discover a snapshot of the most recent results for this suburb, to view the full 12 months of sales history, please go to jellisraig.com.au/suburb-reports

Address	Bedrooms	Type	Price	Sold
 2/2 Bellevue Rd Cheltenham	2	Apartment	\$620,000	29 Jun 2026
 17/3 Evergreen Cirt Cheltenham	2	Apartment	\$557,000	27 Jun 2026
 12/9-11 Latrobe St Cheltenham	2	Unit	\$725,000	27 Jun 2026
 4/12-16 Axelton St Cheltenham	3	Unit	\$1,020,000	27 Jun 2026
 2/11 Olympic Av Cheltenham	4	Townhouse	\$1,455,000	22 Jun 2026
 1/3 Gillman St Cheltenham	3	Townhouse	\$1,020,000	20 Jun 2026
 33 Parnell St Cheltenham	3	House	\$1,175,000	20 Jun 2026
 3/26 Tulip Gr Cheltenham	2	Unit	\$790,000	20 Jun 2026
 17 Jennifer St Cheltenham	5	House	\$1,780,500	16 Jun 2026
 409/1228 Nepean Hwy Cheltenham	2	Apartment	\$530,000	15 Jun 2026

CHELTENHAM SUBURB REPORT

Address	Bedrooms	Type	Price	Sold
 1/39 Regent Pde Cheltenham	2	House	\$775,000	13 Jun 2026
 11 Davie Av Cheltenham	5	House	\$2,425,000	13 Jun 2026
 1/55 Follett Rd Cheltenham	3	Unit	\$885,000	13 Jun 2026
 6/5-7 Hall St Cheltenham	2	Unit	\$630,000	12 Jun 2026
 17 Heather Gr Cheltenham	4	House	\$1,350,000	12 Jun 2026
 2/3 Barker St Cheltenham	2	Unit	\$695,000	11 Jun 2026
 104 Devon St Cheltenham	3	House	\$1,260,000	11 Jun 2026
 213/278 Charman Rd Cheltenham	1	Apartment	\$335,000	10 Jun 2026
 70 Argus St Cheltenham	4	House	\$1,175,000	06 Jun 2026
 206 Warrigal Rd Cheltenham	4	House	\$1,102,000	04 Jun 2026

CHELTENHAM SUBURB REPORT

Address	Bedrooms	Type	Price	Sold
 12/11-15 Garfield St Cheltenham	3	Townhouse	\$917,000	03 Jun 2026
 8/15-19 Argus St Cheltenham	2	Unit	\$738,000	03 Jun 2026
 9 Bayliss Ct Cheltenham	4	House	\$2,400,000	30 May 2026
 18 Harkaway Dr Cheltenham	4	House	\$1,230,000	30 May 2026
 3/184 Charman Rd Cheltenham	3	Townhouse	\$947,500	30 May 2026
 27 Churchill Av Cheltenham	5	House	\$2,300,000	30 May 2026
 111/30 Munro Av Cheltenham	1	Apartment	\$482,000	29 May 2026
 3/1325 Nepean Hwy Cheltenham	2	Apartment	\$545,000	28 May 2026
 2/94 Devon St Cheltenham	3	Townhouse	\$935,000	28 May 2026
 30 Lavender Av Cheltenham	3	Townhouse	\$860,000	24 May 2026



Please contact your local Jellis Craig office

Jellis Craig acknowledges and pays our respects to the Bunurong People, the Wadawurrung People, the Dja Dja Wurrung People and the Wurundjeri People as the Traditional Owners and original custodians of the lands on which Jellis Craig operates.

Data is current as of PDF generation date 01/07/2026

- 1 Property Data Online, updated quarterly for the past 12 months
- 2 Property Data Online, updated daily for the past 12 months
- 3 Property Data Online, updated daily for the past quarter
- 4 Jellis Craig's average inspection attendance per listing (houses) over the last 12 months, updated daily
- 5 2021 Australian Census
- 6 Property Data Online, updated daily

This publication contains data, analytics, statistics and other information supplied by PROPERTYDATAONLINE PTY LTD (PropertyData). The data provided in this publication is of a general nature and should not be construed as specific advice or relied upon in lieu of appropriate professional advice.

PropertyData relies upon data supplied by third parties and while the data is checked and reviewed, PropertyData does not warrant the accuracy or completeness of the information to the full extent permitted by the law and excludes all loss or damage howsoever arising (including through negligence) in connection with the data supplied by PropertyData. The State of Victoria owns the copyright in the Property Sales Data and reproduction of that data in any way without the consent of the State of Victoria will constitute a breach of the Copyright Act 1968 (cth). The State of Victoria does not warrant the accuracy or completeness of the Property Sales Data and any person using or relying upon such information does so on the basis that the State of Victoria accepts no responsibility or liability whatsoever for any errors, faults, defects or omissions in the information supplied.