



Cheltenham

Suburb Report



Your connection to property insights



JellisCraig

CHELTHENHAM SUBURB REPORT

Median house price¹

Median

\$1.31m

Quarterly price change

0.43% ↑

Median unit price¹

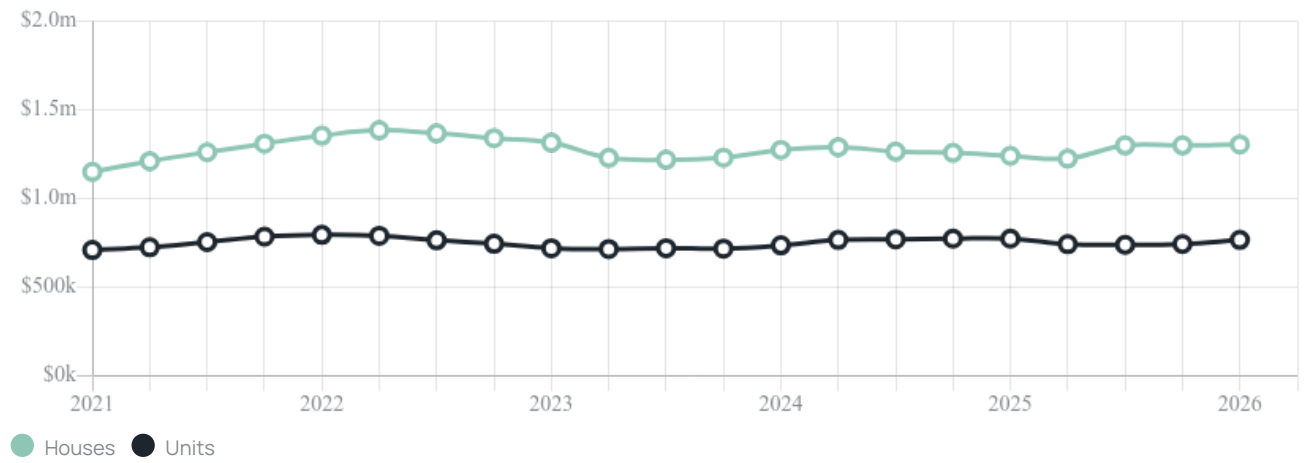
Median

\$767k

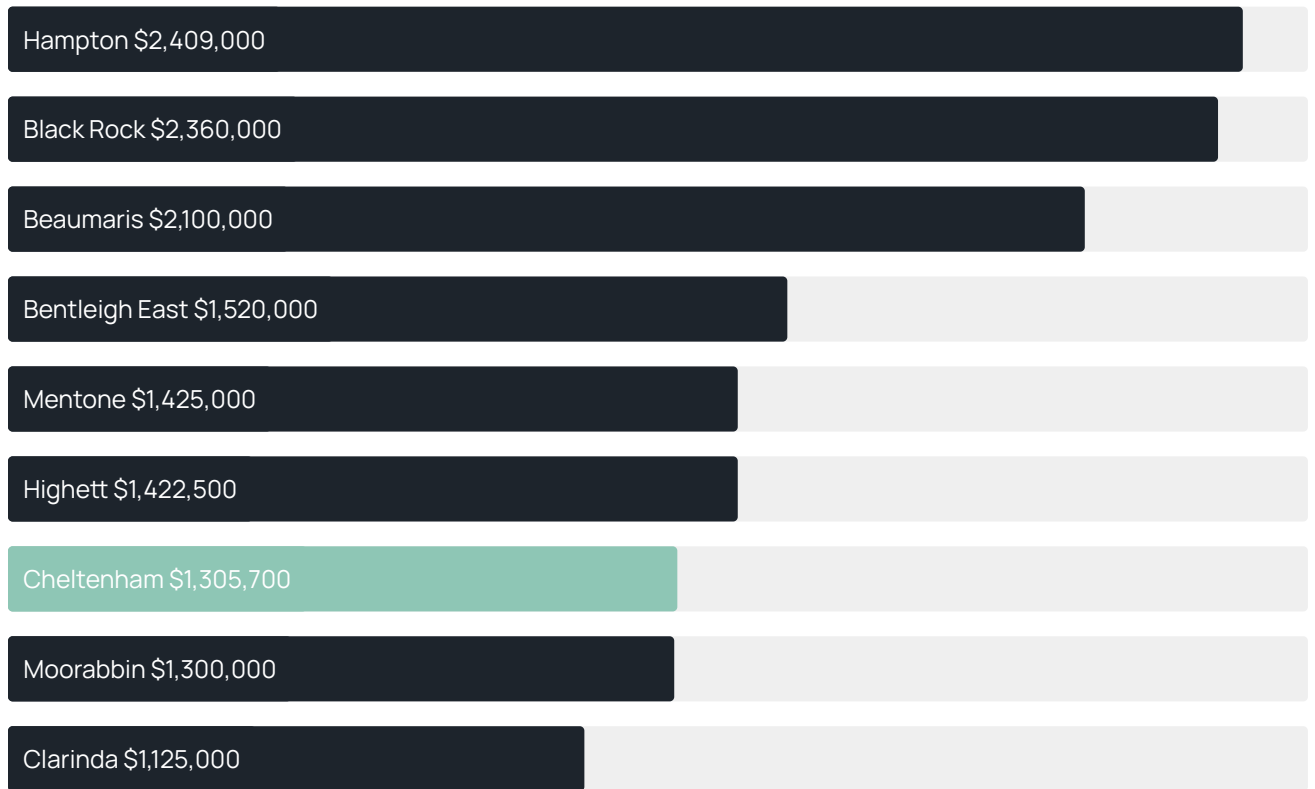
Quarterly price change

3.16% ↑

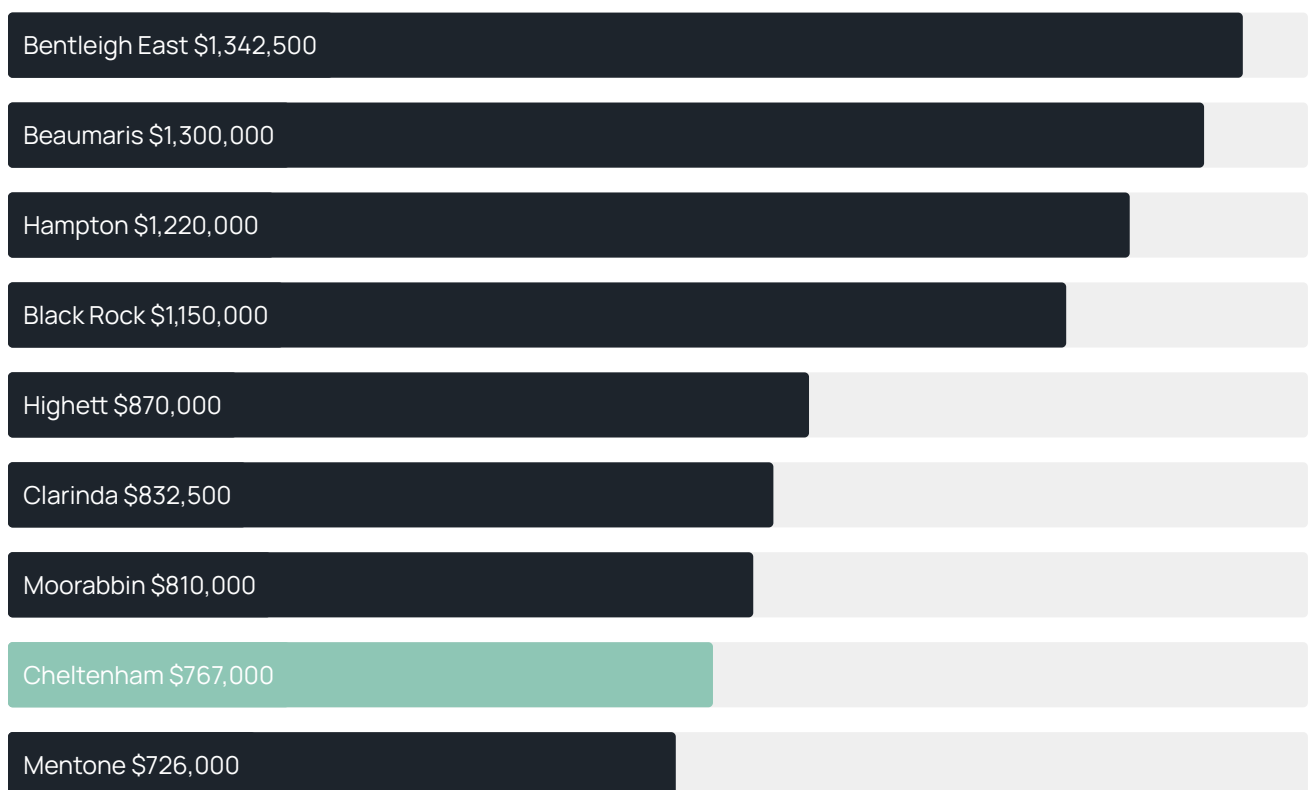
Quarterly price change¹



Median house price¹



Median unit price¹



Sale method²



● Auction 70%
● Private 30%

Auction clearance rate³

77.91%

Median days on market³

24 days

Jellis Craig average inspection attendance per listing⁴

24 groups

Average hold period¹

6.7 years

Dwelling type⁵



● Houses 58% ● Units 42%

Ownership⁵



● Owned outright 36% ● Mortgaged 40% ● Rented 24%

Population⁵

23,992

Median asking rent¹

\$760 per week

Population growth⁵

7.63%

Rental yield¹

2.88%

Median age⁵

40 years











Median household size⁵

2.4 people











CHELTENHAM SUBURB REPORT

Recent Cheltenham sales











Discover a snapshot of the most recent results for this suburb, to view the full 12 months of sales history, please go to jellisraig.com.au/suburb-reports

Address	Bedrooms	Type	Price	Sold
 18 Harkaway Dr Cheltenham	4	House	\$1,230,000	30 May 2026
 3/184 Charman Rd Cheltenham	3	Townhouse	\$947,500	30 May 2026
 27 Churchill Av Cheltenham	5	House	\$2,300,000	30 May 2026
 9 Bayliss Ct Cheltenham	4	House	\$2,400,000	30 May 2026
 111/30 Munro Av Cheltenham	1	Apartment	\$482,000	29 May 2026
 30 Lavender Av Cheltenham	3	Townhouse	\$860,000	24 May 2026
 19 Harpley St Cheltenham	5	House	\$2,030,000	23 May 2026
 14/374 Warrigal Rd Cheltenham	2	Unit	\$635,000	23 May 2026
 16 Regent Pde Cheltenham	3	House	\$1,150,000	21 May 2026
 122 Chesterville Rd Cheltenham	3	House	\$980,800	20 May 2026

CHELTENHAM SUBURB REPORT

Address	Bedrooms	Type	Price	Sold
 7/14-16 Barrett St Cheltenham	2	Unit	\$555,000	16 May 2026
 1/65 Latrobe St Cheltenham	3	House	\$1,150,000	16 May 2026
 113/30 Garfield St Cheltenham	2	Apartment	\$730,000	15 May 2026
 58 Central Park Wik Cheltenham	3	Townhouse	\$831,000	12 May 2026
 2/6 Centre Dandenong Rd Cheltenham	3	Townhouse	\$982,000	11 May 2026
 1/11 Herald St Cheltenham	2	Unit	\$737,500	09 May 2026
 2/17-19 Hilda St Cheltenham	3	Unit	\$860,000	09 May 2026
 42a Garfield St Cheltenham	4	House	\$1,112,000	08 May 2026
 277 Warrigal Rd Cheltenham	3	House & Granny Flat	\$650,000	08 May 2026
 20 Parkin Av Cheltenham	2	House	\$1,070,000	08 May 2026

CHELTENHAM SUBURB REPORT

Address	Bedrooms	Type	Price	Sold
 104/9 Chesterville Rd Cheltenham	2	Apartment	\$420,000	07 May 2026
 19 Bellevue Rd Cheltenham	2	Townhouse	\$845,000	05 May 2026
 5/1325 Nepean Hwy Cheltenham	2	Unit	\$540,000	05 May 2026
 4/126-128 Argus St Cheltenham	2	Unit	\$728,000	02 May 2026
 6 Lorna St Cheltenham	3	House	\$1,195,000	25 Apr 2026
 313/278 Charman Rd CHELTENHAM	2	Apartment	\$430,000	24 Apr 2026
 8/1305-1307 Nepean Hwy Cheltenham	2	Townhouse	\$708,000	22 Apr 2026
 11 Harvey Ct Cheltenham	4	House	\$1,482,500	22 Apr 2026
 304/157 Park Rd Cheltenham	1	Flat/Unit/Apartment	\$362,500	21 Apr 2026
 5/3 Jean St Cheltenham	2	Townhouse	\$685,000	21 Apr 2026



Please contact your local Jellis Craig office

Jellis Craig acknowledges and pays our respects to the Bunurong People, the Wadawurrung People, the Dja Dja Wurrung People and the Wurundjeri People as the Traditional Owners and original custodians of the lands on which Jellis Craig operates.

Data is current as of PDF generation date 01/06/2026

- 1 Property Data Online, updated quarterly for the past 12 months
- 2 Property Data Online, updated daily for the past 12 months
- 3 Property Data Online, updated daily for the past quarter
- 4 Jellis Craig's average inspection attendance per listing (houses) over the last 12 months, updated daily
- 5 2021 Australian Census
- 6 Property Data Online, updated daily

This publication contains data, analytics, statistics and other information supplied by PROPERTYDATAONLINE PTY LTD (PropertyData). The data provided in this publication is of a general nature and should not be construed as specific advice or relied upon in lieu of appropriate professional advice.

PropertyData relies upon data supplied by third parties and while the data is checked and reviewed, PropertyData does not warrant the accuracy or completeness of the information to the full extent permitted by the law and excludes all loss or damage howsoever arising (including through negligence) in connection with the data supplied by PropertyData. The State of Victoria owns the copyright in the Property Sales Data and reproduction of that data in any way without the consent of the State of Victoria will constitute a breach of the Copyright Act 1968 (cth). The State of Victoria does not warrant the accuracy or completeness of the Property Sales Data and any person using or relying upon such information does so on the basis that the State of Victoria accepts no responsibility or liability whatsoever for any errors, faults, defects or omissions in the information supplied.