



Chirnside Park

Suburb Report



Your connection to property insights



JellisCraig

CHIRNSIDE PARK SUBURB REPORT

Median house price¹

Median

\$950k

Quarterly price change

2.70% ↑

Median unit price¹

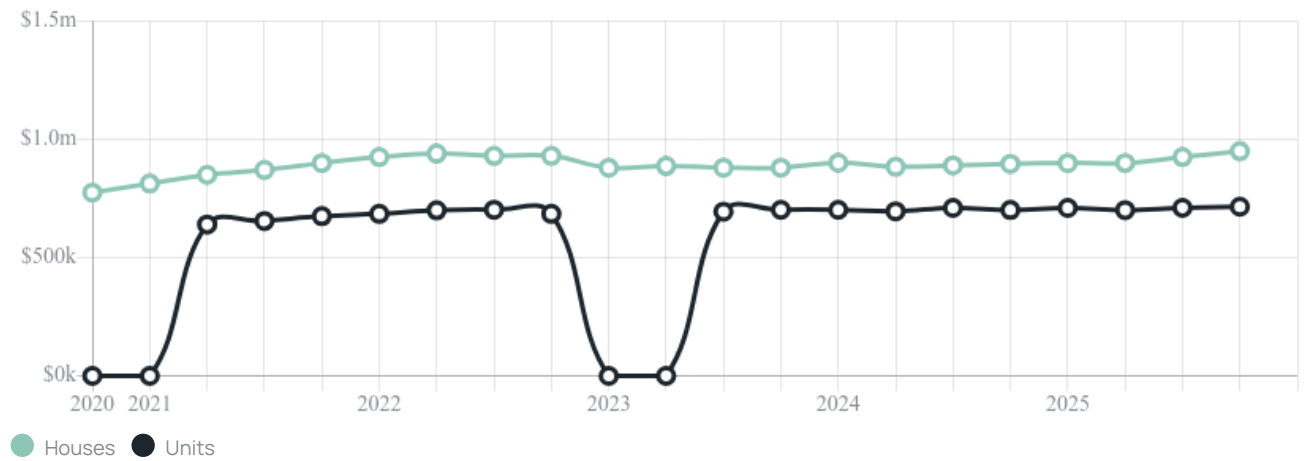
Median

\$715k

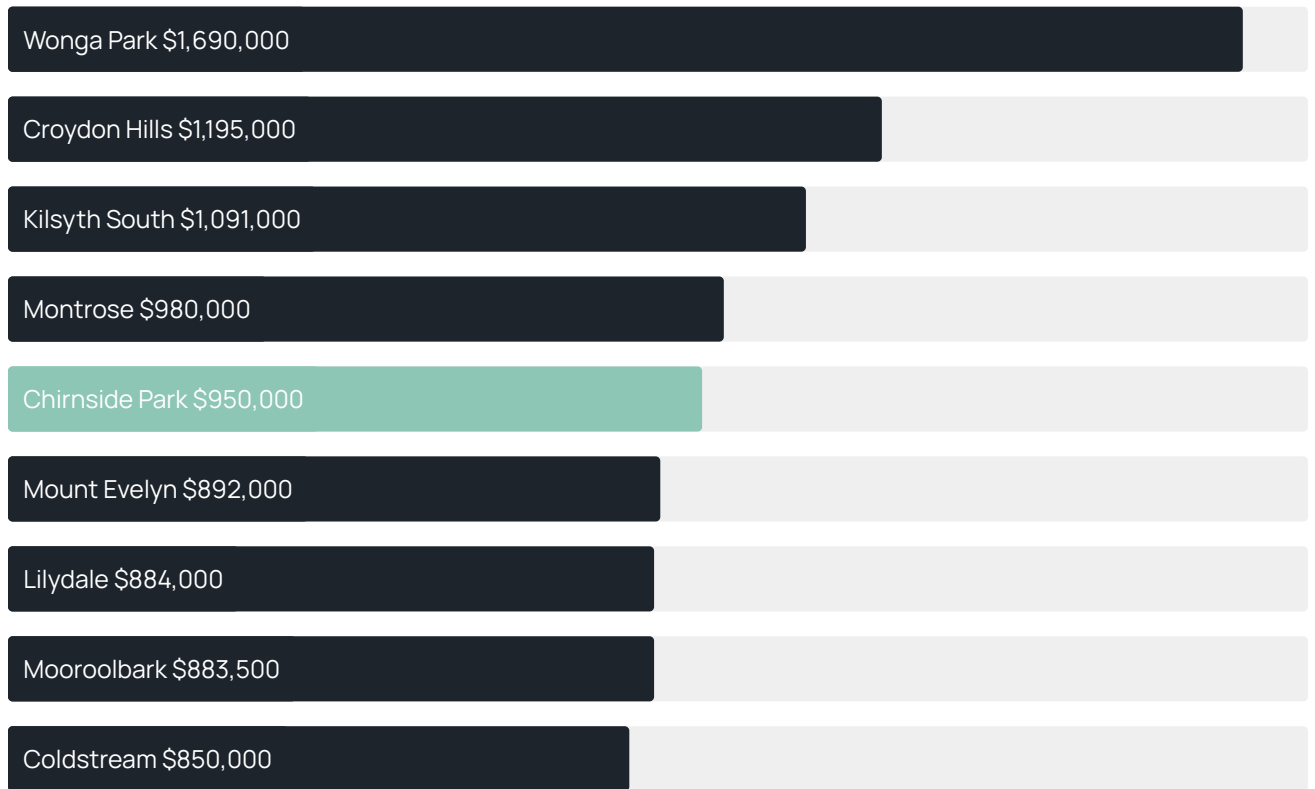
Quarterly price change

0.70% ↑

Quarterly price change¹



Median house price¹



Median unit price¹



Sale method²



● Private 100%

Median days on market³

19 days

Average hold period¹

6.8 years

Dwelling type⁵



● Houses 98% ● Units 2%

Ownership⁵



● Owned outright 38% ● Mortgaged 49% ● Rented 12%

Population⁵

11,779

Median asking rent¹

\$700 per week

Population growth⁵

19.32%

Rental yield¹

3.42%

Median age⁵

38 years











Median household size⁵

2.8 people











CHIRNSIDE PARK SUBURB REPORT

Recent Chirnside Park sales











Discover a snapshot of the most recent results for this suburb, to view the full 12 months of sales history, please go to jellisCraig.com.au/suburb-reports

Address	Bedrooms	Type	Price	Sold
 18 Billanook Way Chirnside Park	5	House	\$1,428,000	26 Mar 2026
 30 Oak Ct Chirnside Park	2	Townhouse	\$680,000	26 Mar 2026
 4 Songbird Av Chirnside Park	3	House	\$912,500	25 Mar 2026
 85a Meadowgate Dr Chirnside Park	3	House	\$815,000	23 Mar 2026
 11 Wickham Ct Chirnside Park	3	House	\$950,000	16 Mar 2026
 64 Roseman Rd Chirnside Park	3	House	\$783,000	13 Mar 2026
 6c Woodpecker Pass Chirnside Park	3	House	\$779,950	06 Mar 2026
 5 Cypress Ct Chirnside Park	4	House	\$1,405,000	05 Mar 2026
 26 St Andrews Dr CHIRNSIDE PARK	3	House	\$885,000	24 Feb 2026
 31a Saddleback Ridg Chirnside Park	3	House	\$810,000	21 Feb 2026

CHIRNSIDE PARK SUBURB REPORT

Address	Bedrooms	Type	Price	Sold
 107 Switchback Rd Chirnside Park	3	House	\$799,000	20 Feb 2026
 107a Switchback Rd CHIRNSIDE PARK	3	House	\$820,000	19 Feb 2026
 58 Meadowgate Dr Chirnside Park	4	House	\$1,143,000	19 Feb 2026
 4 Anthony Dr Chirnside Park	4	House	\$1,120,000	18 Feb 2026
 57a Vista Dr Chirnside Park	3	House	\$900,000	12 Feb 2026
 60 Huntingdale Dr Chirnside Park	3	House	\$920,000	11 Feb 2026
 13 Switchback Rd Chirnside Park	3	House	\$800,000	08 Feb 2026
 75 Locksley Rd Chirnside Park	4	House	\$1,020,000	06 Feb 2026
 3 Gretel Pass Chirnside Park	4	House	\$1,000,000	05 Feb 2026
 4 Mansion Pl Chirnside Park	4	House	\$1,180,000	02 Feb 2026

CHIRNSIDE PARK SUBURB REPORT

Address	Bedrooms	Type	Price	Sold
 23 Clubpoint Dr Chirnside Park	4	House	\$1,060,000	29 Jan 2026
 8 Billanook Way Chirnside Park	4	House	\$1,100,000	29 Jan 2026
 17 Campus Gte Chirnside Park	4	House	\$1,210,000	28 Jan 2026
 5 Yarra Valley Blvd Chirnside Park	4	House	\$1,620,000	22 Jan 2026
 57 Amadeo Way Chirnside Park	3	Townhouse	\$750,000	13 Jan 2026
 229a Maroondah Hwy Chirnside Park	3	House	\$852,000	04 Jan 2026
 2 Buggyride La Chirnside Park	4	House	\$860,000	30 Dec 2025
 4 Edward Rd Chirnside Park	3	House	\$952,550	24 Dec 2025
 2 Commerford Pl Chirnside Park	3	House	\$805,000	24 Dec 2025
 117 Switchback Rd CHIRNSIDE PARK	4	House	\$1,140,000	23 Dec 2025



Jellis Craig Mooroolbark
46-52 Brice Avenue, Mooroolbark
(03) 9726 8888

Jellis Craig acknowledges and pays our respects to the Bunurong People, the Wadawurrung People, the Dja Dja Wurrung People and the Wurundjeri People as the Traditional Owners and original custodians of the lands on which Jellis Craig operates.

Data is current as of PDF generation date 01/04/2026

- 1 Property Data Online, updated quarterly for the past 12 months
- 2 Property Data Online, updated daily for the past 12 months
- 3 Property Data Online, updated daily for the past quarter
- 4 Jellis Craig's average inspection attendance per listing (houses) over the last 12 months, updated daily
- 5 2021 Australian Census
- 6 Property Data Online, updated daily

This publication contains data, analytics, statistics and other information supplied by PROPERTYDATAONLINE PTY LTD (PropertyData). The data provided in this publication is of a general nature and should not be construed as specific advice or relied upon in lieu of appropriate professional advice.

PropertyData relies upon data supplied by third parties and while the data is checked and reviewed, PropertyData does not warrant the accuracy or completeness of the information to the full extent permitted by the law and excludes all loss or damage howsoever arising (including through negligence) in connection with the data supplied by PropertyData. The State of Victoria owns the copyright in the Property Sales Data and reproduction of that data in any way without the consent of the State of Victoria will constitute a breach of the Copyright Act 1968 (cth). The State of Victoria does not warrant the accuracy or completeness of the Property Sales Data and any person using or relying upon such information does so on the basis that the State of Victoria accepts no responsibility or liability whatsoever for any errors, faults, defects or omissions in the information supplied.