



Chirnside Park

# Suburb Report



Your connection to property insights



**JellisCraig**

CHIRNSIDE PARK SUBURB REPORT

Median house price<sup>1</sup>

Median

\$960k

Quarterly price change

0.78% ↑

Median unit price<sup>1</sup>

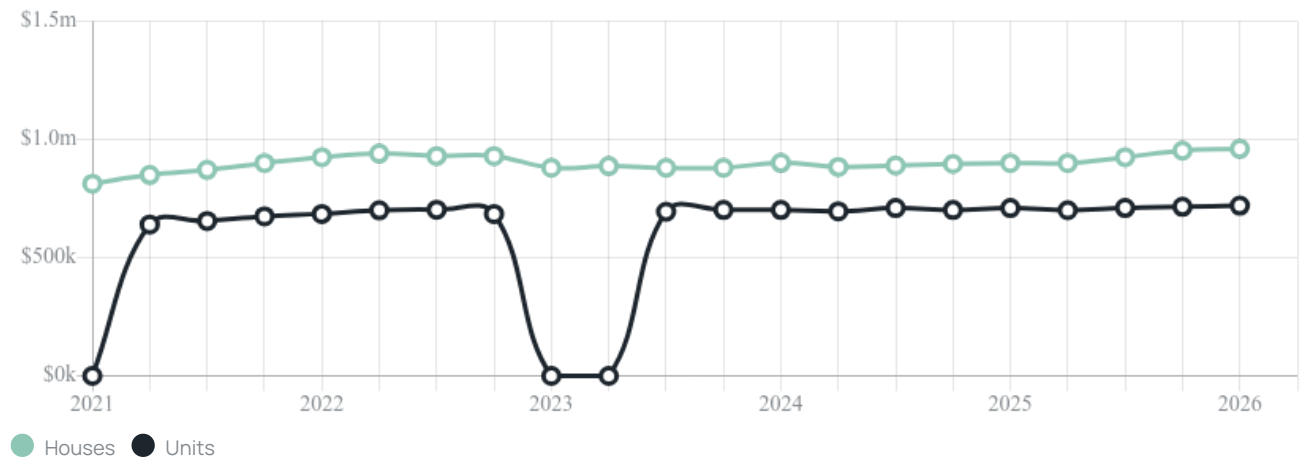
Median

\$720k

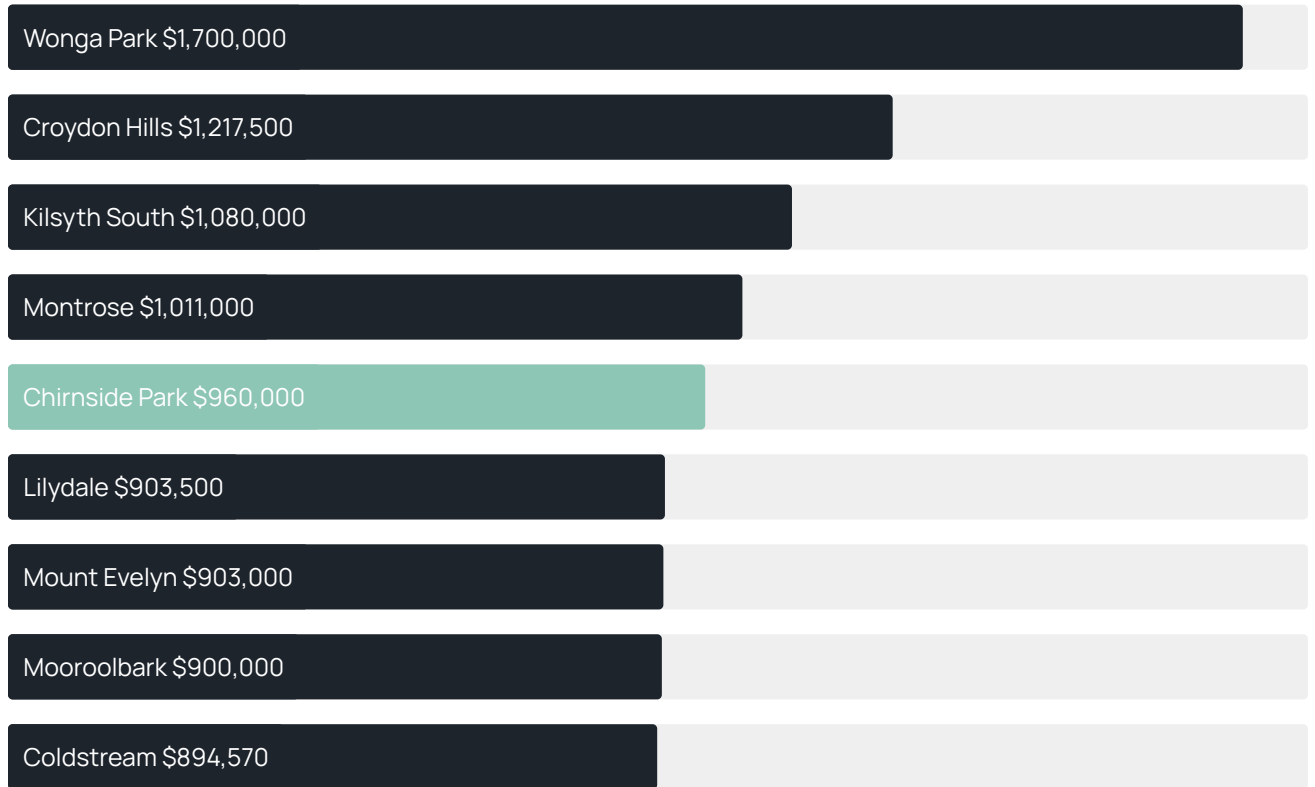
Quarterly price change

0.69% ↑

Quarterly price change<sup>1</sup>



### Median house price<sup>1</sup>



### Median unit price<sup>1</sup>



Sale method<sup>2</sup>



● Auction 3%  
● Private 97%

Auction clearance rate<sup>3</sup>

50%

Median days on market<sup>3</sup>

20 days

Average hold period<sup>1</sup>

6.8 years

Dwelling type<sup>5</sup>



● Houses 98% ● Units 2%

Ownership<sup>5</sup>



● Owned outright 38% ● Mortgaged 49% ● Rented 12%

Population<sup>5</sup>

11,779

Median asking rent<sup>1</sup>

\$700 per week

Population growth<sup>5</sup>

19.32%

Rental yield<sup>1</sup>

3.42%

Median age<sup>5</sup>

38 years











Median household size<sup>5</sup>

2.8 people











CHIRNSIDE PARK SUBURB REPORT

## Recent Chirnside Park sales











Discover a snapshot of the most recent results for this suburb, to view the full 12 months of sales history, please go to [jellisraig.com.au/suburb-reports](http://jellisraig.com.au/suburb-reports)

Address	Bedrooms	Type	Price	Sold
 19 Tournament Rd Chirnside Park	4	House	\$1,032,000	15 May 2026
 38 Carole Av Chirnside Park	4	House	\$880,000	15 May 2026
 10a Chirnside Dr Chirnside Park	3	Townhouse	\$830,000	14 May 2026
 24 The Brentwoods Chirnside Park	4	House	\$806,000	14 May 2026
 37 Rolling Hills Rd Chirnside Park	5	House	\$940,000	11 May 2026
 77 Meadowgate Dr Chirnside Park	5	House	\$992,000	08 May 2026
 57 Amadeo Way Chirnside Park	3	Townhouse	\$680,000	01 May 2026
 19 Billanook Way Chirnside Park	3	House	\$795,000	30 Apr 2026
 13 Valley Ho Chirnside Park	4	House	\$920,000	20 Apr 2026
 30 Valley Ho Chirnside Park	3	House	\$1,082,000	20 Apr 2026

## CHIRNSIDE PARK SUBURB REPORT

Address	Bedrooms	Type	Price	Sold
 11 Pinehurst Pl Chirnside Park	3	House	\$1,020,000	19 Apr 2026
 6 Lancer Way Chirnside Park	4	House	\$1,102,000	16 Apr 2026
 55 Rolling Hills Rd CHIRNSIDE PARK	3	House	\$750,000	15 Apr 2026
 72 St Andrews Dr CHIRNSIDE PARK	5	House	\$1,080,000	14 Apr 2026
 18 Delamere Dr Chirnside Park	3	House	\$1,070,000	14 Apr 2026
 13 Yering Pl Chirnside Park	4	House	\$1,000,000	10 Apr 2026
 5/59 Old Melbourne Rd Chirnside Park	3	Flat/Unit/Apartment	\$765,000	10 Apr 2026
 3/11 Peden St Chirnside Park	2	Unit	\$690,000	09 Apr 2026
 18 St Andrews Dr CHIRNSIDE PARK	4	House	\$1,285,000	09 Apr 2026
 16 Edward Rd Chirnside Park	3	House	\$865,000	01 Apr 2026

## CHIRNSIDE PARK SUBURB REPORT

Address	Bedrooms	Type	Price	Sold
 55 Belsay Cha Chirnside Park	2	Townhouse	\$620,000	01 Apr 2026
 12 Nicklaus Pl Chirnside Park	3	House	\$880,000	01 Apr 2026
 143 Switchback Rd CHIRNSIDE PARK	3	House	\$885,000	31 Mar 2026
 25a Clubpoint Dr Chirnside Park	3	House	\$800,000	31 Mar 2026
 17 Tournament Rd Chirnside Park	4	House	\$1,080,000	28 Mar 2026
 1 Crown Pt Chirnside Park	5	House	\$870,000	28 Mar 2026
 1 Crown Point Chirnside Park	5	House	\$870,000	28 Mar 2026
 86 Locksley Rd Chirnside Park	4	House	\$1,295,000	27 Mar 2026
 61 Parkvalley Dr Chirnside Park	4	House	\$1,068,000	26 Mar 2026
 18 Billanook Way Chirnside Park	5	House	\$1,428,000	26 Mar 2026



**Jellis Craig Mooroolbark**  
46-52 Brice Avenue, Mooroolbark  
(03) 9726 8888

Jellis Craig acknowledges and pays our respects to the Bunurong People, the Wadawurrung People, the Dja Dja Wurrung People and the Wurundjeri People as the Traditional Owners and original custodians of the lands on which Jellis Craig operates.

---

Data is current as of PDF generation date 01/06/2026

- 1 Property Data Online, updated quarterly for the past 12 months
- 2 Property Data Online, updated daily for the past 12 months
- 3 Property Data Online, updated daily for the past quarter
- 4 Jellis Craig's average inspection attendance per listing (houses) over the last 12 months, updated daily
- 5 2021 Australian Census
- 6 Property Data Online, updated daily

This publication contains data, analytics, statistics and other information supplied by PROPERTYDATAONLINE PTY LTD (PropertyData). The data provided in this publication is of a general nature and should not be construed as specific advice or relied upon in lieu of appropriate professional advice.

PropertyData relies upon data supplied by third parties and while the data is checked and reviewed, PropertyData does not warrant the accuracy or completeness of the information to the full extent permitted by the law and excludes all loss or damage howsoever arising (including through negligence) in connection with the data supplied by PropertyData. The State of Victoria owns the copyright in the Property Sales Data and reproduction of that data in any way without the consent of the State of Victoria will constitute a breach of the Copyright Act 1968 (cth). The State of Victoria does not warrant the accuracy or completeness of the Property Sales Data and any person using or relying upon such information does so on the basis that the State of Victoria accepts no responsibility or liability whatsoever for any errors, faults, defects or omissions in the information supplied.