



Clarinda

Suburb Report



Your connection to property insights



JellisCraig

CLARINDA SUBURB REPORT

Median house price¹

Median

\$1.11m

Quarterly price change

-0.09% ↓

Median unit price¹

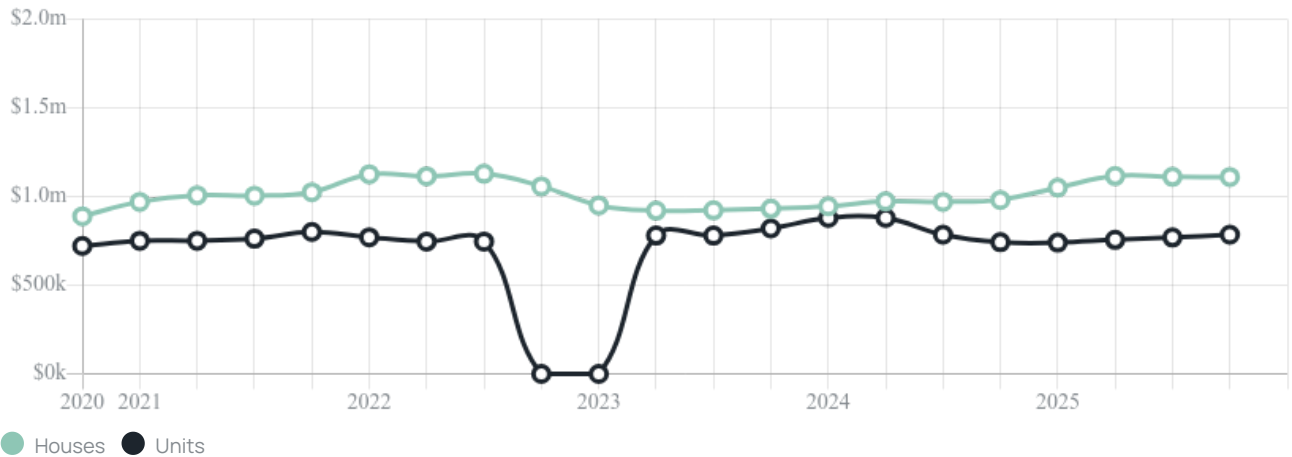
Median

\$785k

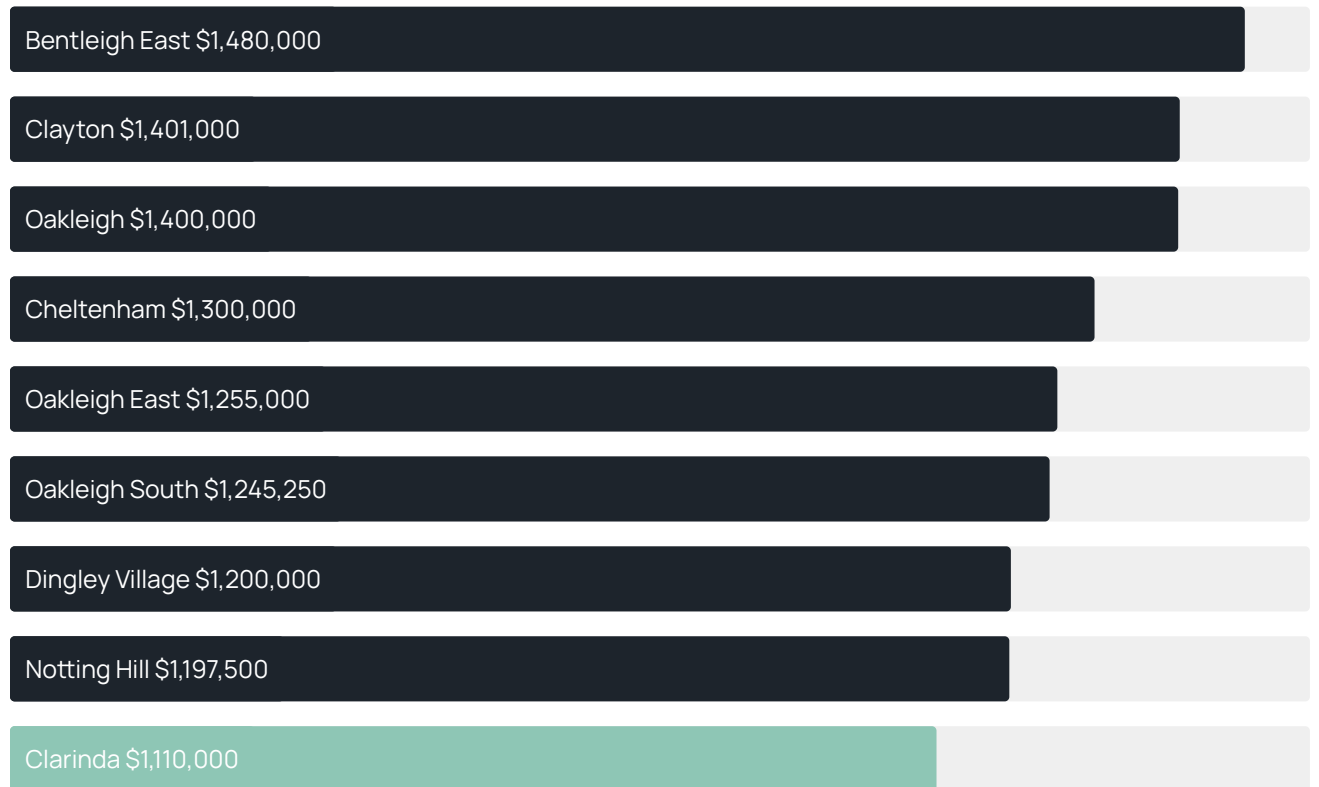
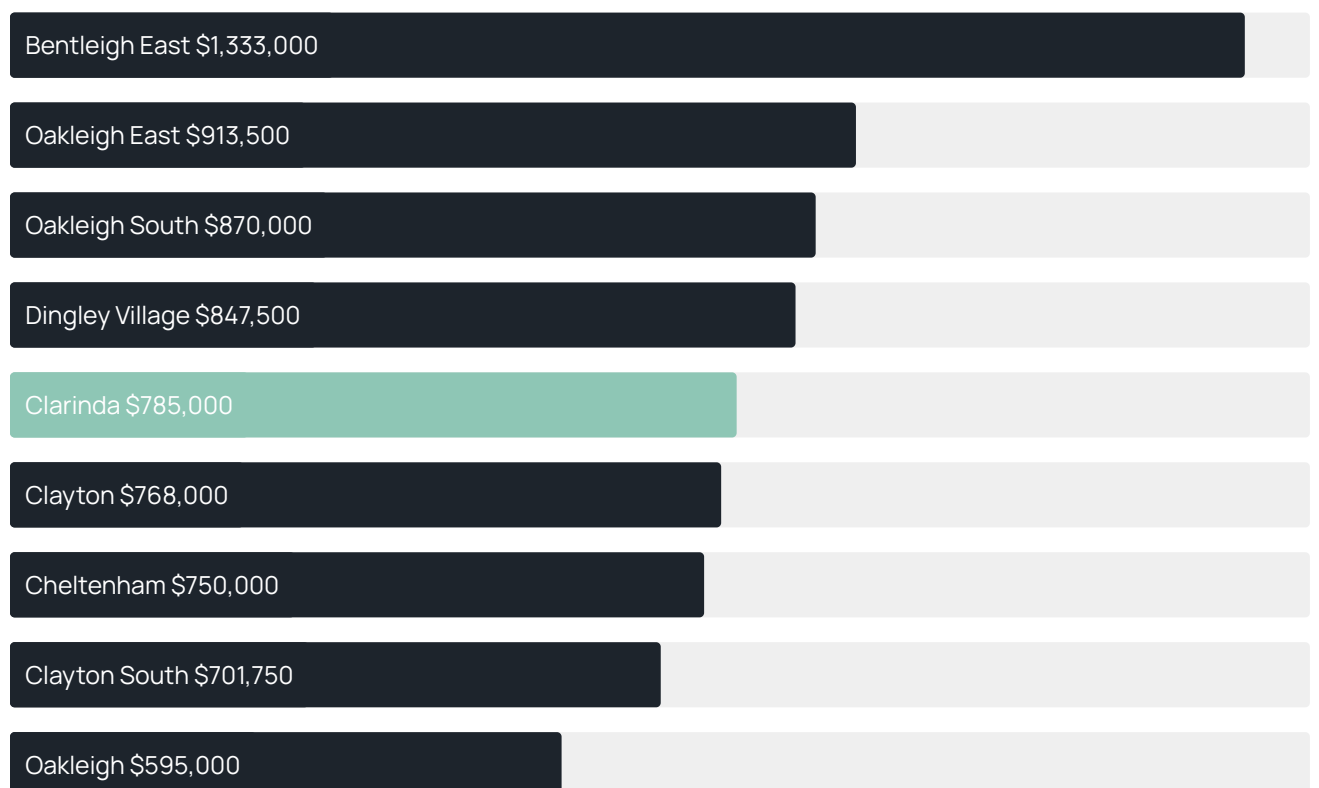
Quarterly price change

2.14% ↑

Quarterly price change¹



CLARINDA SUBURB REPORT

Median house price¹Median unit price¹

Sale method²

● Auction 88%
● Private 13%

Auction clearance rate³**78.57%**Median days on market³**29 days**Jellis Craig average inspection attendance per listing⁴**29 groups**Average hold period¹**8.0 years**Dwelling type⁵

● Houses 88% ● Units 12%

Ownership⁵











● Owned outright 48% ● Mortgaged 33% ● Rented 20%

Population⁵**7,441**Median asking rent¹**\$650 per week**Population growth⁵**-0.53%**Rental yield¹**3.49%**Median age⁵**45 years**Median household size⁵**2.7 people**











CLARINDA SUBURB REPORT

Recent Clarinda sales











Discover a snapshot of the most recent results for this suburb, to view the full 12 months of sales history, please go to jellisicraig.com.au/suburb-reports

Address	Bedrooms	Type	Price	Sold
 10b Springs Rd Clarinda	4	Townhouse	\$1,150,000	02 Jan 2026
 56 Jacobs Dr Clarinda	3	House	\$1,180,000	24 Dec 2025
 62b Springs Rd Clarinda	5	Townhouse	\$1,365,000	20 Dec 2025
 2/189 Elder St Clarinda	2	Flat/Unit/Apartment	\$665,000	07 Dec 2025
 3/9 Mack Cr Clarinda	3	Townhouse	\$850,000	06 Dec 2025
 38 Wandoo Av Clarinda	2	Townhouse	\$862,000	29 Nov 2025
 1/38 Melaleuca Dr Clarinda	3	Unit	\$900,500	23 Nov 2025
 15 Tammany Dr Clarinda	3	House	\$890,000	22 Nov 2025
 28a Arunta Cr Clarinda	4	House	\$1,160,000	20 Nov 2025
 5/46 Tully Rd Clarinda	3	Townhouse	\$840,000	10 Nov 2025

CLARINDA SUBURB REPORT

Address	Bedrooms	Type	Price	Sold
 3/37 Jacobs Dr Clarinda	2	Unit	\$557,000	08 Nov 2025
 8 Casey Ct Clarinda	4	House	\$1,290,000	03 Nov 2025
 11 Melaleuca Dr Clarinda	3	House	\$1,047,000	01 Nov 2025
 4 Rosewall Pl Clarinda	3	House	\$420,000	27 Oct 2025
 11 Schneider Cr Clarinda	5	House	\$1,360,000	26 Oct 2025
 4/1176 Centre Rd Clarinda	2	Townhouse	\$720,000	25 Oct 2025
 1b Rowson Gr Clarinda	2	Townhouse	\$753,500	18 Oct 2025
 180 Bourke Rd Clarinda	4	House	\$975,000	08 Oct 2025
 14 Bushland Av Clarinda	4	House	\$1,240,000	18 Sep 2025
 7/7 Crawford Rd Clarinda	2	Unit	\$825,000	15 Sep 2025

CLARINDA SUBURB REPORT

Address	Bedrooms	Type	Price	Sold
 4 Dalbeattie Dr Clarinda	3	House	\$1,025,000	13 Sep 2025
 41 Leonard Cl Clarinda	3	House	\$1,000,000	10 Sep 2025
 3A Crawford Rd Clarinda	3	House	\$1,275,500	06 Sep 2025
 17a Inverness St Clarinda	4	Flat/Unit/Apartment	\$978,000	23 Aug 2025
 2/625 Clayton Rd Clarinda	3	House	\$785,000	20 Aug 2025
 1/39 Eulinga Rd Clarinda	3	House	\$930,000	16 Aug 2025
 16 Leonard Cl Clarinda	3	House	\$980,000	14 Aug 2025
 15a The Parade Clarinda	4	House	\$1,425,000	26 Jul 2025
 1 Glenda Cl Clarinda	5	House	\$1,285,000	23 Jul 2025
 1 Poulter Cr Clarinda	4	House	\$1,170,000	19 Jul 2025



Jellis Craig Mount Waverley
280 Stephenson's Road, Mount Waverley
03 8849 8088

Jellis Craig acknowledges and pays our respects to the Bunurong People, the Wadawurrung People, the Dja Dja Wurrung People and the Wurundjeri People as the Traditional Owners and original custodians of the lands on which Jellis Craig operates.

Data is current as of PDF generation date 01/02/2026

- 1 Property Data Online, updated quarterly for the past 12 months
- 2 Property Data Online, updated daily for the past 12 months
- 3 Property Data Online, updated daily for the past quarter
- 4 Jellis Craig's average inspection attendance per listing (houses) over the last 12 months, updated daily
- 5 2021 Australian Census
- 6 Property Data Online, updated daily

This publication contains data, analytics, statistics and other information supplied by PROPERTYDATAONLINE PTY LTD (PropertyData). The data provided in this publication is of a general nature and should not be construed as specific advice or relied upon in lieu of appropriate professional advice.

PropertyData relies upon data supplied by third parties and while the data is checked and reviewed, PropertyData does not warrant the accuracy or completeness of the information to the full extent permitted by the law and excludes all loss or damage howsoever arising (including through negligence) in connection with the data supplied by PropertyData. The State of Victoria owns the copyright in the Property Sales Data and reproduction of that data in any way without the consent of the State of Victoria will constitute a breach of the Copyright Act 1968 (cth). The State of Victoria does not warrant the accuracy or completeness of the Property Sales Data and any person using or relying upon such information does so on the basis that the State of Victoria accepts no responsibility or liability whatsoever for any errors, faults, defects or omissions in the information supplied.