



Clarinda

Suburb Report



Your connection to property insights



JellisCraig

CLARINDA SUBURB REPORT

Median house price¹

Median

\$1.13m

Quarterly price change

1.35% ↑

Median unit price¹

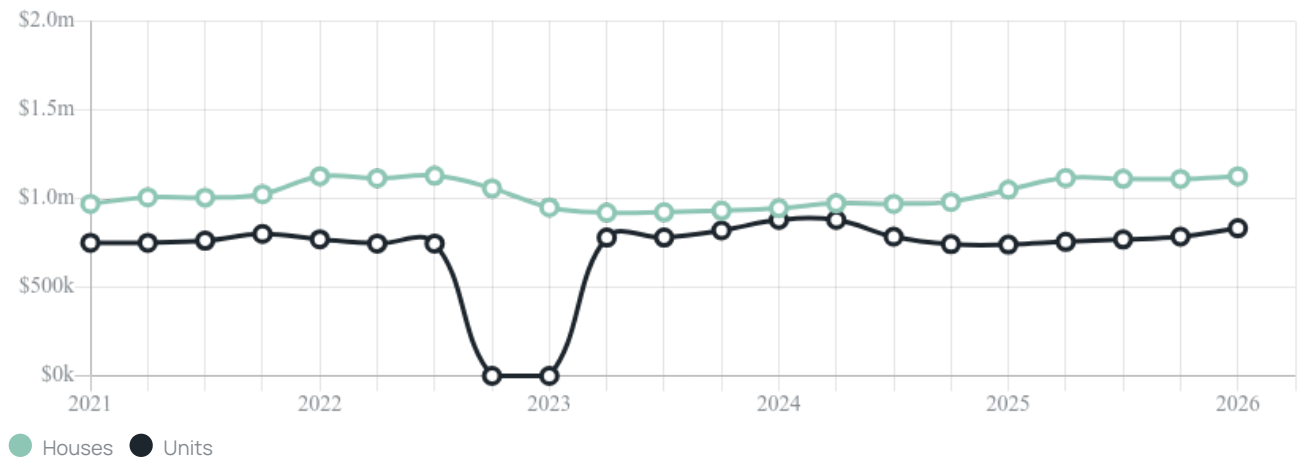
Median

\$833k

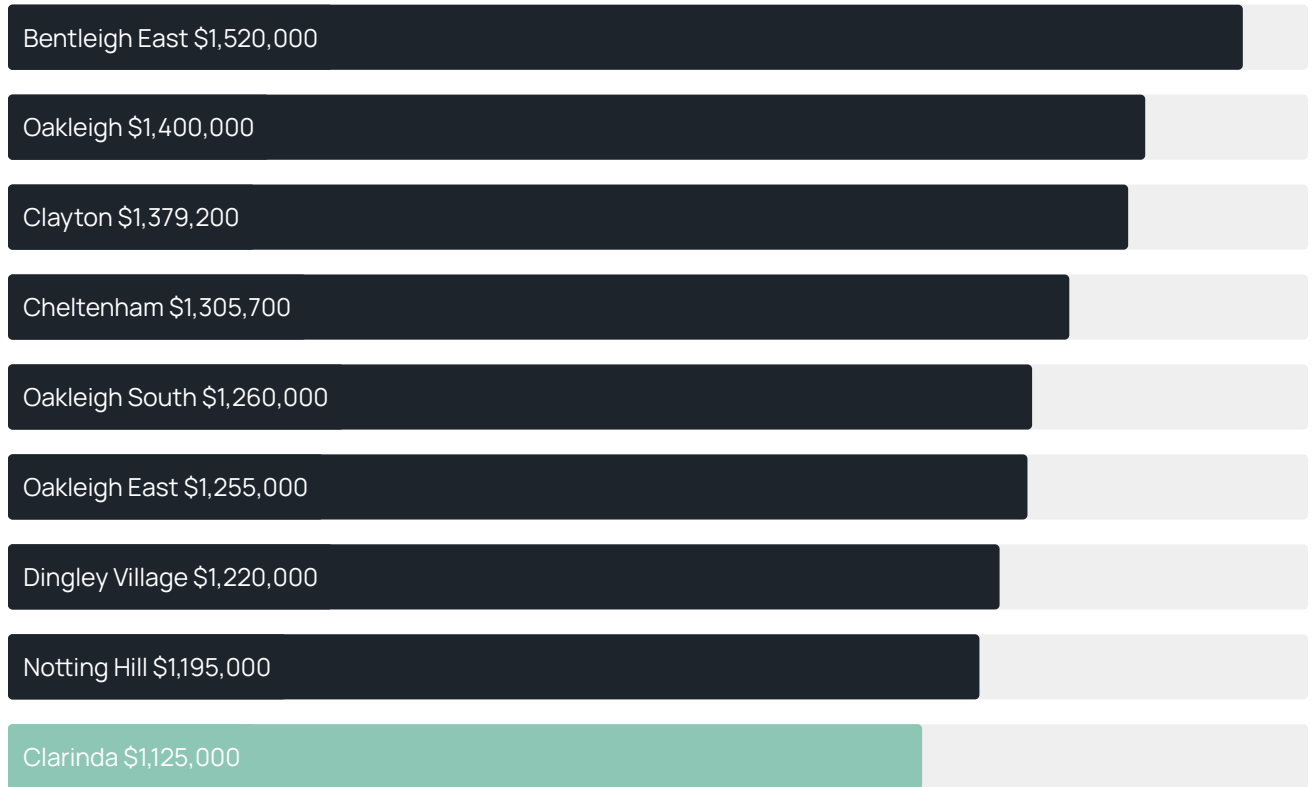
Quarterly price change

6.05% ↑

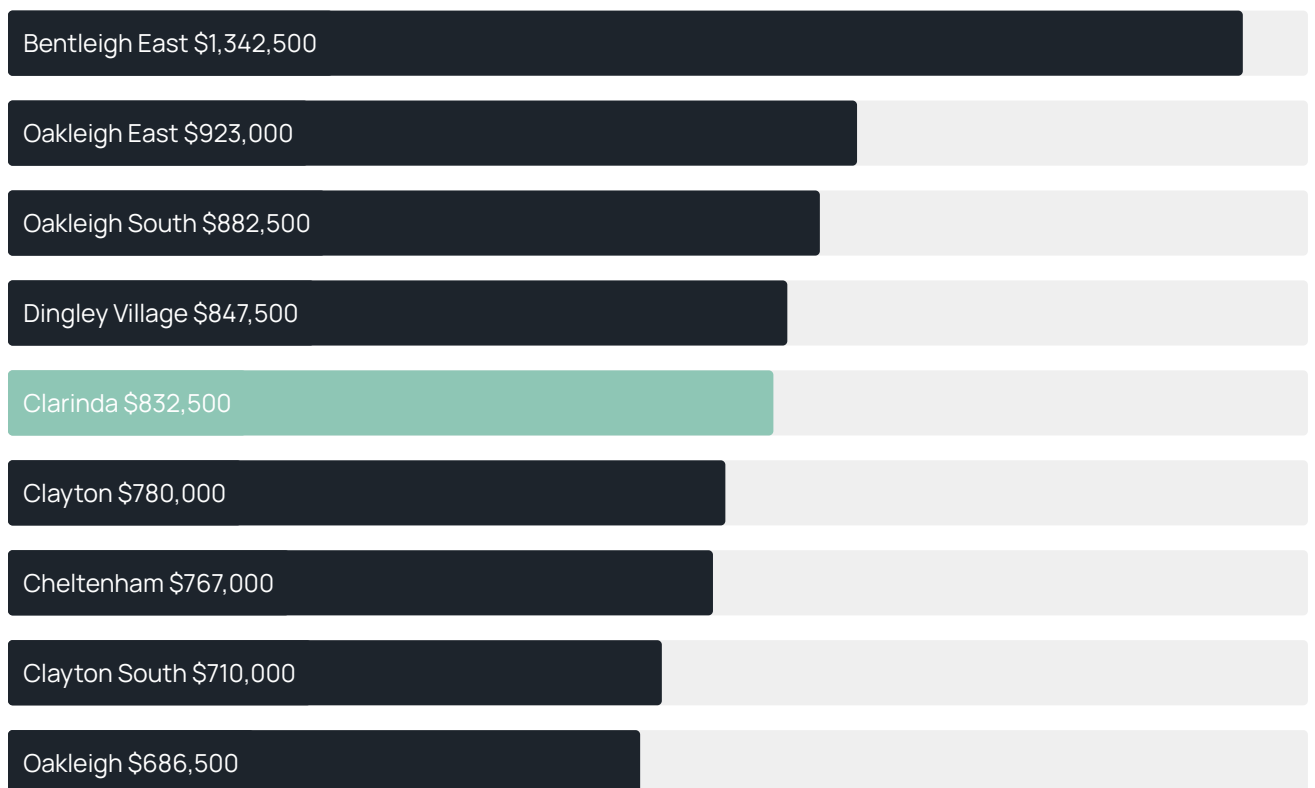
Quarterly price change¹



Median house price¹



Median unit price¹



Sale method²



● Auction 95%
● Private 5%

Auction clearance rate³

72.22%

Median days on market³

29 days

Jellis Craig average inspection attendance per listing⁴

29 groups

Average hold period¹

8.0 years

Dwelling type⁵



● Houses 88% ● Units 12%

Ownership⁵



● Owned outright 48% ● Mortgaged 33% ● Rented 20%

Population⁵

7,441

Median asking rent¹

\$660 per week

Population growth⁵

-0.53%

Rental yield¹

3.49%

Median age⁵

45 years











Median household size⁵

2.7 people











CLARINDA SUBURB REPORT

Recent Clarinda sales











Discover a snapshot of the most recent results for this suburb, to view the full 12 months of sales history, please go to jellisCraig.com.au/suburb-reports

Address	Bedrooms	Type	Price	Sold
 3/71-109 Bourke Rd Clarinda	1	Unit	\$295,000	24 Apr 2026
 20 Tammany Dr Clarinda	3	House	\$1,055,000	18 Apr 2026
 52 Davanzo Av Clarinda	3	House	\$951,000	18 Apr 2026
 9 Botany Ct Clarinda	4	House	\$1,111,000	18 Apr 2026
 12 Bodley St Clarinda	4	House	\$970,000	18 Apr 2026
 4 Christopher Ct Clarinda	4	House	\$1,050,000	18 Apr 2026
 46 Davanzo Av Clarinda	4	House	\$950,000	15 Apr 2026
 58 Jacobs Dr Clarinda	4	House	\$1,380,000	21 Mar 2026
 26a Newcombe Ct Clarinda	4	Townhouse	\$1,170,000	26 Feb 2026
 6/41 Tully Rd Clarinda	2	Flat/Unit/Apartment	\$710,000	21 Feb 2026

CLARINDA SUBURB REPORT

Address	Bedrooms	Type	Price	Sold
 3/41-49 Tully Rd Clarinda	3	Unit	\$722,000	21 Feb 2026
 3/41 Tully Rd Clarinda	3	Flat/Unit/Apartment	\$722,000	21 Feb 2026
 25 Merrigum Cr Clarinda	4	House	\$1,290,000	21 Feb 2026
 6/41-49 Tully Rd Clarinda	2	Unit	\$710,000	21 Feb 2026
 39 Carbine Av Clarinda	3	House	\$1,125,000	21 Feb 2026
 2/1 Boree Av Clarinda	3	House	\$950,000	06 Feb 2026
 25/71-109 Bourke Rd Clarinda	2	House	\$365,000	21 Jan 2026
 10b Springs Rd Clarinda	4	Townhouse	\$1,150,000	02 Jan 2026
 56 Jacobs Dr Clarinda	3	House	\$1,180,000	24 Dec 2025
 62b Springs Rd Clarinda	5	Townhouse	\$1,365,000	20 Dec 2025

CLARINDA SUBURB REPORT

Address	Bedrooms	Type	Price	Sold
 51 Davanzo Av Clarinda	3	House	\$150,000	10 Dec 2025
 2/189 Elder St Clarinda	2	Flat/Unit/Apartment	\$665,000	07 Dec 2025
 3/9 Mack Cr Clarinda	3	Townhouse	\$850,000	06 Dec 2025
 38 Wandoo Av Clarinda	2	Townhouse	\$862,000	29 Nov 2025
 14 Rosella Av Clarinda	4	House	\$1,470,000	29 Nov 2025
 1/38 Melaleuca Dr Clarinda	3	Unit	\$900,500	23 Nov 2025
 15 Tammany Dr Clarinda	3	House	\$890,000	22 Nov 2025
 28a Arunta Cr Clarinda	4	House	\$1,160,000	20 Nov 2025
 32b Bunney Rd Clarinda	3	House	\$965,000	13 Nov 2025
 5/46 Tully Rd Clarinda	3	Townhouse	\$840,000	10 Nov 2025



Jellis Craig Mount Waverley
280 Stephensons Road, Mount Waverley
03 8849 8088

Jellis Craig acknowledges and pays our respects to the Bunurong People, the Wadawurrung People, the Dja Dja Wurrung People and the Wurundjeri People as the Traditional Owners and original custodians of the lands on which Jellis Craig operates.

Data is current as of PDF generation date 01/05/2026

- 1 Property Data Online, updated quarterly for the past 12 months
- 2 Property Data Online, updated daily for the past 12 months
- 3 Property Data Online, updated daily for the past quarter
- 4 Jellis Craig's average inspection attendance per listing (houses) over the last 12 months, updated daily
- 5 2021 Australian Census
- 6 Property Data Online, updated daily

This publication contains data, analytics, statistics and other information supplied by PROPERTYDATAONLINE PTY LTD (PropertyData). The data provided in this publication is of a general nature and should not be construed as specific advice or relied upon in lieu of appropriate professional advice.

PropertyData relies upon data supplied by third parties and while the data is checked and reviewed, PropertyData does not warrant the accuracy or completeness of the information to the full extent permitted by the law and excludes all loss or damage howsoever arising (including through negligence) in connection with the data supplied by PropertyData. The State of Victoria owns the copyright in the Property Sales Data and reproduction of that data in any way without the consent of the State of Victoria will constitute a breach of the Copyright Act 1968 (cth). The State of Victoria does not warrant the accuracy or completeness of the Property Sales Data and any person using or relying upon such information does so on the basis that the State of Victoria accepts no responsibility or liability whatsoever for any errors, faults, defects or omissions in the information supplied.