



Clayton South

Suburb Report



Your connection to property insights



JellisCraig

CLAYTON SOUTH SUBURB REPORT

Median house price¹

Median

\$980k

Quarterly price change

0.35% ↑

Median unit price¹

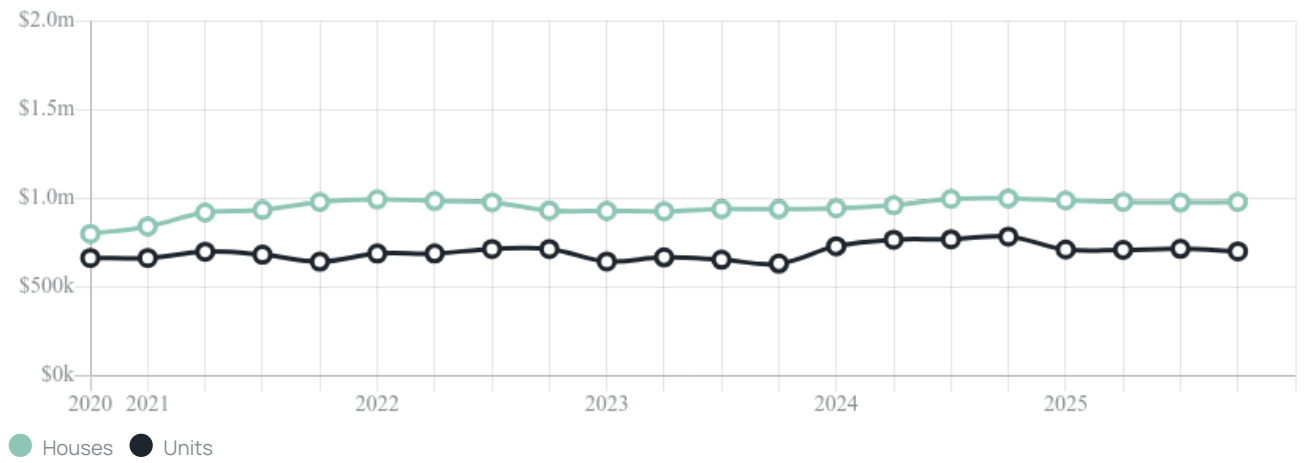
Median

\$702k

Quarterly price change

-1.99% ↓

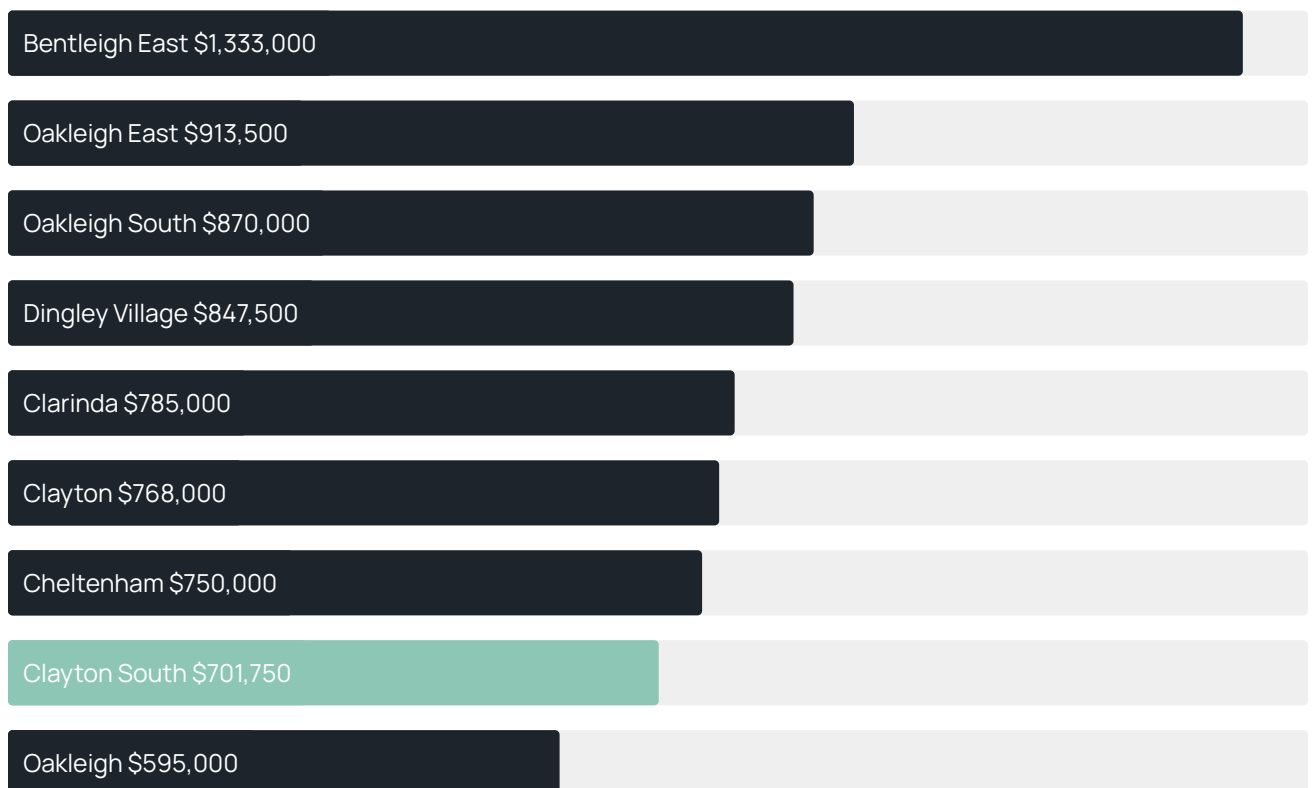
Quarterly price change¹



Median house price¹



Median unit price¹



Sale method²



- Auction 73%
- Private 27%

Auction clearance rate³

79.17%

Median days on market³

30 days

Jellis Craig average inspection attendance per listing⁴

30 groups

Average hold period¹

6.6 years

Dwelling type⁵



- Houses 56%
- Units 44%

Ownership⁵



- Owned outright 34%
- Mortgaged 29%
- Rented 36%

Population⁵

13,381

Median asking rent¹

\$620 per week

Population growth⁵

5.85%

Rental yield¹

3.1%

Median age⁵

34 years











Median household size⁵

2.7 people











CLAYTON SOUTH SUBURB REPORT

Recent Clayton South sales











Discover a snapshot of the most recent results for this suburb, to view the full 12 months of sales history, please go to jellisraig.com.au/suburb-reports

Address	Bedrooms	Type	Price	Sold
 3/39 Milton Av Clayton South <small>Auction 28 March 10:00am</small>	2	Unit	\$524,500	28 Mar 2026
 1 Melosa Av Clayton South	3	House	\$900,000	28 Mar 2026
 49 Glenmorgan Cl Clayton South	4	House	\$1,123,000	28 Mar 2026
 5 Ireland Rd CLAYTON SOUTH	3	House	\$894,000	28 Mar 2026
 2/15 Manoon Rd Clayton South <small>AJ REAL</small>	3	Townhouse	\$891,000	28 Mar 2026
 3/14 Milton Av Clayton South	3	Unit	\$730,000	21 Mar 2026
 30 Jackson Green Blvd Clayton South	2	Townhouse	\$730,000	21 Mar 2026
 5/6 Browning Av Clayton South	2	Apartment	\$410,000	19 Mar 2026
 10 Spring Valley Dr Clayton South <small>RE/MAX</small>	3	House	\$950,000	16 Mar 2026
 206/2 Main Rd Clayton South	2	Apartment	\$580,000	16 Mar 2026

CLAYTON SOUTH SUBURB REPORT

Address	Bedrooms	Type	Price	Sold
 3/1422 Centre Rd CLAYTON SOUTH	2	Apartment	\$475,000	12 Mar 2026
 7/1422 Centre Rd CLAYTON SOUTH	2	Apartment	\$412,000	11 Mar 2026
 310/18 Lomandra Dr Clayton South	2	Apartment	\$490,000	10 Mar 2026
 431 Clayton Rd Clayton South	3	House	\$1,000,000	09 Mar 2026
 10 Kitson Rd Clayton South	3	House	\$1,026,000	07 Mar 2026
 222/60 Autumn Tce Clayton South	2	Apartment	\$465,000	06 Mar 2026
 19 Celeste Wlk Clayton South	3	House	\$923,000	06 Mar 2026
 407/3 Orchid St Clayton South	2	Apartment	\$530,000	04 Mar 2026
 2/5 Brady Av Clayton South	4	Townhouse	\$1,220,000	02 Mar 2026
 2/46 Mallowa St Clayton South	3	Unit	\$900,000	28 Feb 2026

CLAYTON SOUTH SUBURB REPORT

Address	Bedrooms	Type	Price	Sold
 3/3 Browning Av Clayton South	2	Unit	\$563,000	28 Feb 2026
 1/63 Main Rd Clayton South	4	Townhouse	\$920,000	27 Feb 2026
 2/36 Wordsworth Av Clayton South	4	Townhouse	\$1,033,500	22 Feb 2026
 201/16 Lomandra Dr Clayton South	2	Apartment	\$560,000	21 Feb 2026
 1/17-19 Rosebank Av Clayton South	2	Townhouse	\$641,000	21 Feb 2026
 2/10 Bevan Av Clayton South	3	Townhouse	\$913,000	21 Feb 2026
 20b Second St Clayton South	3	Townhouse	\$1,057,000	21 Feb 2026
 7b Bronwyn Ct Clayton South	4	Townhouse	\$1,025,000	19 Feb 2026
 5/11-13 Sydney St Clayton South	3	Townhouse	\$910,000	18 Feb 2026
 16 Glenelg Dr Clayton South	4	House	\$1,140,000	16 Feb 2026



Jellis Craig Mount Waverley
280 Stephenson's Road, Mount Waverley
03 8849 8088

Jellis Craig acknowledges and pays our respects to the Bunurong People, the Wadawurrung People, the Dja Dja Wurrung People and the Wurundjeri People as the Traditional Owners and original custodians of the lands on which Jellis Craig operates.

Data is current as of PDF generation date 01/04/2026

- 1 Property Data Online, updated quarterly for the past 12 months
- 2 Property Data Online, updated daily for the past 12 months
- 3 Property Data Online, updated daily for the past quarter
- 4 Jellis Craig's average inspection attendance per listing (houses) over the last 12 months, updated daily
- 5 2021 Australian Census
- 6 Property Data Online, updated daily

This publication contains data, analytics, statistics and other information supplied by PROPERTYDATAONLINE PTY LTD (PropertyData). The data provided in this publication is of a general nature and should not be construed as specific advice or relied upon in lieu of appropriate professional advice.

PropertyData relies upon data supplied by third parties and while the data is checked and reviewed, PropertyData does not warrant the accuracy or completeness of the information to the full extent permitted by the law and excludes all loss or damage howsoever arising (including through negligence) in connection with the data supplied by PropertyData. The State of Victoria owns the copyright in the Property Sales Data and reproduction of that data in any way without the consent of the State of Victoria will constitute a breach of the Copyright Act 1968 (cth). The State of Victoria does not warrant the accuracy or completeness of the Property Sales Data and any person using or relying upon such information does so on the basis that the State of Victoria accepts no responsibility or liability whatsoever for any errors, faults, defects or omissions in the information supplied.