



Clayton South Suburb Report



Your connection to property insights



JellisCraig

CLAYTON SOUTH SUBURB REPORT

Median house price¹

Median

\$980k

Quarterly price change

0.35% ↑

Median unit price¹

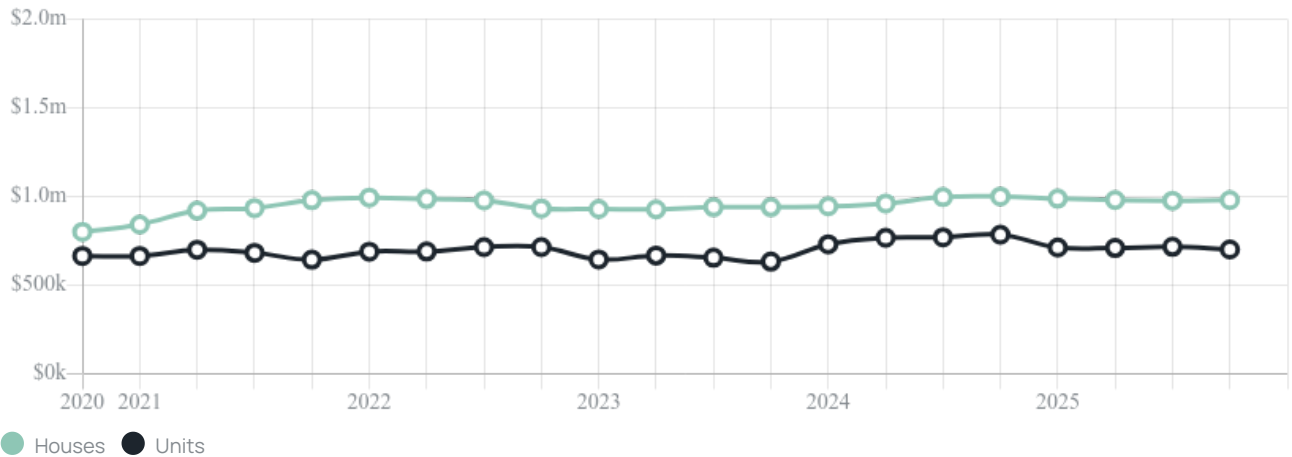
Median

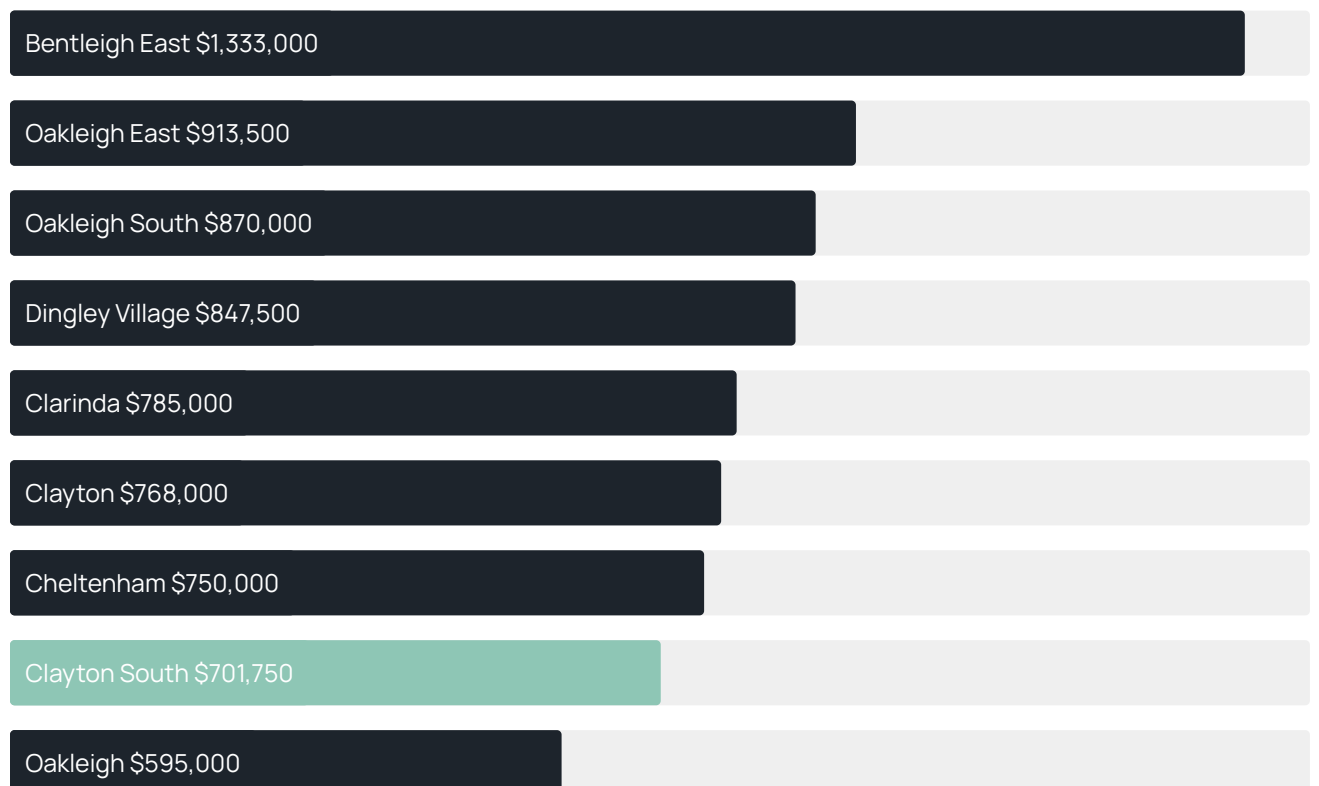
\$702k

Quarterly price change

-1.99% ↓

Quarterly price change¹



Median house price¹Median unit price¹

Sale method²

● Auction 74%
● Private 26%

Auction clearance rate³

79.41%Median days on market³

30 daysJellis Craig average inspection attendance per listing⁴

30 groupsAverage hold period¹

6.6 yearsDwelling type⁵

● Houses 56% ● Units 44%

Ownership⁵

● Owned outright 34% ● Mortgaged 29% ● Rented 36%

Population⁵

13,381Median asking rent¹

\$620 per weekPopulation growth⁵

5.85%Rental yield¹

3.1%Median age⁵











34 yearsMedian household size⁵

2.7 people











CLAYTON SOUTH SUBURB REPORT

Recent Clayton South sales











Discover a snapshot of the most recent results for this suburb, to view the full 12 months of sales history, please go to jellisecraig.com.au/suburb-reports

Address	Bedrooms	Type	Price	Sold
 1/1480 Centre Rd Clayton South	2	Unit	\$640,000	28 Jan 2026
 1/31 Springs Rd Clayton South	3	Unit	\$750,000	27 Jan 2026
 2/29 Mcmillan St Clayton South	3	Townhouse	\$893,000	20 Jan 2026
 302/20 Lomandra Dr Clayton South	3	Apartment	\$735,000	19 Jan 2026
 105/1408 Centre Rd Clayton South	2	Apartment	\$575,000	13 Jan 2026
 112/60 Autumn Tce Clayton South	2	Apartment	\$468,000	06 Jan 2026
 101/18 Lomandra Dr Clayton South	2	Apartment	\$502,000	05 Jan 2026
 333/59 Autumn Tce Clayton South	1	Apartment	\$330,000	19 Dec 2025
 2/13 Browning Av Clayton South	2	Unit	\$502,000	19 Dec 2025
 32 Browning Av Clayton South	6	Unit	\$1,522,000	13 Dec 2025

CLAYTON SOUTH SUBURB REPORT

Address	Bedrooms	Type	Price	Sold
 7 Gerlach St Clayton South	3	Townhouse	\$950,000	13 Dec 2025
 97 Rosebank Av Clayton South	3	Townhouse	\$877,000	13 Dec 2025
 1/31 Tennyson Av Clayton South	2	Unit	\$710,000	13 Dec 2025
 25 Kitson Rd Clayton South	3	House	\$985,000	13 Dec 2025
 7 Rosebank Av Clayton South	3	House	\$1,075,000	07 Dec 2025
 16 Evergreen Blvd Clayton South	4	Townhouse	\$1,052,500	06 Dec 2025
 24 Bevan Av Clayton South	3	House	\$1,104,000	06 Dec 2025
 20 Bevan Av Clayton South	3	House	\$957,000	06 Dec 2025
 11 Koolena Cl Clayton South	3	House	\$1,025,000	05 Dec 2025
 328/59 Autumn Tce Clayton South	2	Apartment	\$456,000	05 Dec 2025

CLAYTON SOUTH SUBURB REPORT

Address	Bedrooms	Type	Price	Sold
 18a Laura St Clayton South	3	Unit	\$950,000	30 Nov 2025
 33 Warraweena Rd Clayton South	3	House	\$950,000	29 Nov 2025
 2a Mcmillan St Clayton South	3	Townhouse	\$915,000	29 Nov 2025
 1/18 Wordsworth Av Clayton South	2	Unit	\$590,004	29 Nov 2025
 11 Milton Av Clayton South	4	House	\$980,000	27 Nov 2025
 306/60 Autumn Tce Clayton South	1	Flat/Unit/Apartment	\$336,000	25 Nov 2025
 3/16 Manoon Rd Clayton South	3	Flat/Unit/Apartment	\$960,000	23 Nov 2025
 1/30 Burns Av Clayton South	3	Unit	\$645,000	22 Nov 2025
 2/30 Burns Av Clayton South	2	Unit	\$605,000	22 Nov 2025
 3/30 Burns Av Clayton South	2	Unit	\$605,000	22 Nov 2025



Jellis Craig Mount Waverley
280 Stephenson's Road, Mount Waverley
03 8849 8088

Jellis Craig acknowledges and pays our respects to the Bunurong People, the Wadawurrung People, the Dja Dja Wurrung People and the Wurundjeri People as the Traditional Owners and original custodians of the lands on which Jellis Craig operates.

Data is current as of PDF generation date 01/02/2026

- 1 Property Data Online, updated quarterly for the past 12 months
- 2 Property Data Online, updated daily for the past 12 months
- 3 Property Data Online, updated daily for the past quarter
- 4 Jellis Craig's average inspection attendance per listing (houses) over the last 12 months, updated daily
- 5 2021 Australian Census
- 6 Property Data Online, updated daily

This publication contains data, analytics, statistics and other information supplied by PROPERTYDATAONLINE PTY LTD (PropertyData). The data provided in this publication is of a general nature and should not be construed as specific advice or relied upon in lieu of appropriate professional advice.

PropertyData relies upon data supplied by third parties and while the data is checked and reviewed, PropertyData does not warrant the accuracy or completeness of the information to the full extent permitted by the law and excludes all loss or damage howsoever arising (including through negligence) in connection with the data supplied by PropertyData. The State of Victoria owns the copyright in the Property Sales Data and reproduction of that data in any way without the consent of the State of Victoria will constitute a breach of the Copyright Act 1968 (cth). The State of Victoria does not warrant the accuracy or completeness of the Property Sales Data and any person using or relying upon such information does so on the basis that the State of Victoria accepts no responsibility or liability whatsoever for any errors, faults, defects or omissions in the information supplied.